

Article

Not peer-reviewed version

On Domination and Total Domination Numbers on Strong Product of Two Path Graphs

[Kalaiselvi Thangam](#) , [Yegnanarayanan Venkataraman](#) * , [Rajermani Thinakaran](#)

Posted Date: 23 May 2025

doi: 10.20944/preprints202505.1725.v2

Keywords: Domination number; Total Domination Number; Captive Domination Number; Strong Product



Preprints.org is a free multidisciplinary platform providing preprint service that is dedicated to making early versions of research outputs permanently available and citable. Preprints posted at Preprints.org appear in Web of Science, Crossref, Google Scholar, Scilit, Europe PMC.

Copyright: This open access article is published under a Creative Commons CC BY 4.0 license, which permit the free download, distribution, and reuse, provided that the author and preprint are cited in any reuse.

Disclaimer/Publisher's Note: The statements, opinions, and data contained in all publications are solely those of the individual author(s) and contributor(s) and not of MDPI and/or the editor(s). MDPI and/or the editor(s) disclaim responsibility for any injury to people or property resulting from any ideas, methods, instructions, or products referred to in the content.

Article

On domination and Total Domination Numbers on Strong Product of Two Path Graphs

Kalaiselvi Thangam ¹, Yegnanarayanan Venkataraman ^{1,*} and Rajermani Thinakaran ²

¹ Department of Mathematics, Kalasalingam Academy of Research and Education, Krishnankoil-626126, India.

² Faculty of Data Science & Information Technology, Inti International University, Malaysia.

* Correspondence: prof.yegna@gmail.com; Tel: +91-9003365839;

Abstract: Researchers show a lot of interest in the probe of graph invariants with respect to graph products as it poses challenging questions and provides interesting insights. The graph invariants considered here are domination, total domination and captive domination numbers. Let $G = (V, E)$ be a simple undirected graph. A set $D \subseteq V(G)$ is called a dominating set if any $v \in V(G) - D$ is adjacent to at least one element in D and the size of a minimum dominating set of G is called the domination number of G denoted by $\gamma(G)$. D is called a total dominating set if any $v \in V(G)$ is adjacent to at least one element in D and the size of a minimum total dominating set of G is called the total domination number of G denoted by $\gamma_t(G)$. The graph product taken up for investigation is the strong product of two path graphs. A motivation for this stems from the conjecture: Let $\Gamma = \text{CNN}[n, m]$ be the (n, m) -dimensional CNN such that $m, n \geq 2$. Then $\gamma(\Gamma) = \left\lceil \frac{n}{3} \right\rceil \left\lceil \frac{m}{3} \right\rceil$ raised in [1]. Here the CNN denotes cellular neural networks. In the language of graph theory, the Γ is isomorphic to the strong product of two path graphs denoted by $P_n \boxtimes P_m$. In this paper, while disproving this conjecture for certain cases we also found the exact values of $\gamma(\Gamma)$ for all n and m by carefully analyzing the underlying structures for connection pattern. While doing so, we also end up with the exact values of $\gamma_t(P_n \boxtimes P_m)$ and a few other results as process innovation.

Keywords: domination number; total domination number; captive domination number; strong product

MSC: 05C69

1. Introduction

Researchers are very much inclined to investigate graph invariants with respect to graph products, in particular on the Cartesian product, the lexicographic product, the direct product or tensor product and the strong product [2]. A primary reason is the fact that a lot of challenging questions, concerning products of graphs, provide interesting insights and new growths in probes of these graph invariants such as the domination number and its modifications. It all came into lime light with Vizing's conjecture on the domination number of the Cartesian product of graphs, raised in [3], and led to the birth of various related concepts and techniques [4]. The domination number of the Cartesian product of paths was fully found only in 2011 [5], after several endeavors resulted in distinct methods to graph domination problems.

An $n \times m$ grid graph G has the vertex set $V = \{u_{i,j} : 1 \leq i \leq n, 1 \leq j \leq m\}$ with two vertices $u_{i,j}$ and $u_{i',j'}$ being adjacent if $u_i = u_{i'}$ and u_j and $u_{j'}$ are adjacent or if $u_j = u_{j'}$ and u_i and $u_{i'}$ are adjacent. The $n \times m$ grid graph can also be thought as a Cartesian product of two path graphs P_n and P_m , denoted by $P_n \times P_m$ of respective lengths $n - 1$ and $m - 1$.

The strong product of two graphs G and H denoted by $G \boxtimes H$ has the vertex set $V(G \boxtimes H) = V(G) \times V(H)$. We say that a vertex $(u_1, v_1) \in V(G \times H)$ is adjacent to a vertex $(u_2, v_2) \in V(G \times H)$ if and only if either $u_1 = u_2$ and $(v_1, v_2) \in E(H)$ or $(u_1, u_2) \in E(G)$ and $v_1 = v_2$ or $(u_1, v_1) \in E(G)$ and $(v_1, v_2) \in E(H)$.

Rarely some authors also refer to a strong product of two graphs as strong direct product or a symmetric composition [6].

A set $D \subseteq V(G)$ is called a dominating set if any $v \in V(G) - D$ is adjacent to at least one element in D and the size of a minimum dominating set of G is called the domination number of G denoted by $\gamma(G)$. D is called a total dominating set if any $v \in V(G)$ is adjacent to at least one element in D and the size of a minimum total dominating set of G is called the total domination number of G denoted by $\gamma_t(G)$. D is called a captive dominating set, if it is a total dominating set and each element in D is adjacent to at least one element in $V - D$ and the size of a minimal captive dominating set is called the captive domination number of G denoted by $\gamma_{ca}(G)$.

The γ of grid graphs has been probed for the past fifty years. A lot attempts have been made to get lower and upper bounds on $\gamma_{n,m}$. For detailed investigations of general bounds on $\gamma_{n,m}$, one can see [7–11]. Also probes have been made on specific bounds for small values of either n or m or both. The authors in [12] showed $\gamma_{n,m}$ for $1 \leq n \leq 4$ and all m . It was then carried to the cases of $n = 5, 6$ and all m by the authors in [13]. In [14] the authors adopted a computational method to find $\gamma_{n,m}$ for $n = 7, 8, m \leq 500$; $n = 9, m \leq 233$; and $n = 10, m \leq 125$. Some of the previous findings were subsequently verified to be true in [15]. Fisher in 1990's introduced a new technique for finding γ for grid graphs. His work was not published but is explained in [16], where the values of $\gamma_{n,m}$ for $n \leq 19$ and all m are listed. By appealing to a dynamic programming algorithm, the values of $\gamma_{n,m}$ for $n, m \leq 29$ were obtained in [17]. The authors in [17] also depicted the minimum dominating sets for square grid graphs up to a size of 29×29 . The domination number concept finds a lot of applications in protection mechanisms and business networking [18]. For more one can refer to [19,20] and the references therein.

There are a variety of alterations on domination concept in graph. Some of them are total domination number, captive domination number, locating dominating number [21–24], independent dominating number [25,26], Roman dominating number [27,28] etc, The authors in [29] used the link among the existence of tiling's in Manhattan metric with $\{1\}$ -bowls and γ_t of Cartesian products of paths and cycles to derive the asymptotical values of the γ_t of these graphs and they further derived γ_t of certain cartesian products of cycles. Also, they studied the problem of γ_t for certain Cartesian products of two paths.

In this paper, motivated by the above works, we probe domination number, total domination number and captive domination number of strong product of graphs. In particular, the strong product of P_n and P_m . Another motivation for considering the strong product of graphs also stems from the work of the authors in [30] wherein they studied the relationship among the total k -domination number of the strong product of two graphs with the domination, k -domination and total k -domination numbers of the factors in the product. The idea of the exact value of the domination number can also applied to the multistep power consumption forecasting problem through smart grid electricity management. [31].

First we identify specific patterns lying in the graph $P_n \boxtimes P_m$ for various values of n and m and call them as Configurations. The minimum number of vertices required to dominate or totally dominate the rest of the vertices in such configurations are marked with a circle around them and are used in the proof of our results.

2. Domination number of strong product of path graphs

Theorem 2.1:

$$\gamma(P_n \boxtimes P_m) = r^2 \text{ if } (n, m) = (3r, 3r-1) \text{ or } (3r, 3r) \text{ or } (3r-1, 3r);$$

$$r^2 + r \text{ if } (n, m) = (3r, 3r+1) \text{ or } (3r-1, 3r+1) \text{ or } (3r+1, 3r) \text{ or } (3r+1, 3r-1).$$

Proof: We split the proof into various cases.

Case1: $(n, m) = (3r, 3r)$

We call a 3×3 mesh for $r = 1$ in $P_{3r} \boxtimes P_{3r}$ a Type-A configuration. It is shown in Figure 1.

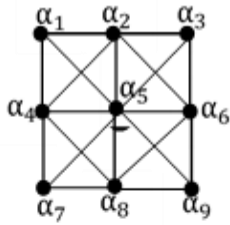
Note that each α_i is an ordered pair of vertices (u_i, v_j) for some $1 \leq i, j \leq 3r$. It is easy to observe that $D = \{\alpha_5\}$ is a minimum dominating set for the Type-A configuration. Here we also observe that

a 3×3 mesh can be thought as an induced subgraph of $P_n \boxtimes P_m$. There are r^2 Type A configurations in $P_n \boxtimes P_m$. Each such Type-A configuration yields one dominating element of that 3×3 mesh. Hence it is easy to see that a minimum dominating set of $P_n \boxtimes P_m$ contains r^2 elements. So $\gamma(P_{3r} \boxtimes P_{3r}) = r^2$.

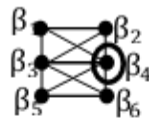
Case 2: $(n, m) = (3r, 3r-1)$.

For $r=1$, $(n, m) = (3, 2)$, we see that $P_3 \boxtimes P_2$ is a Type B configuration and it is shown in Figure 1.

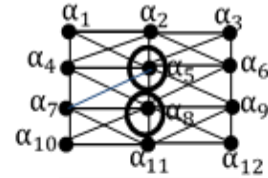
So $\gamma(P_3 \boxtimes P_2) = 1 = 1^2 = r^2$. For $r=2$, $(n, m) = (6, 5)$. The graph $P_6 \boxtimes P_5$ is shown in Figure 2



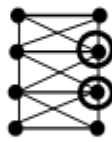
Type A



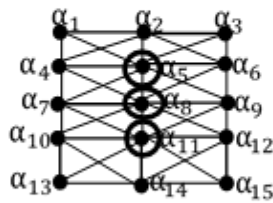
Type B



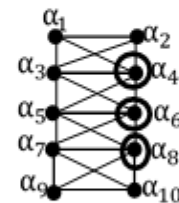
Type C



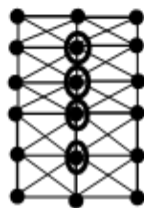
Type D



Type E



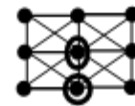
Type F



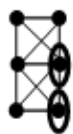
Type G



Type H



Type I



Type J



Type K



Type L



Type M



Type N

Figure 1. Different Types of Configurations.

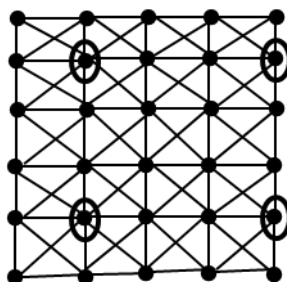


Figure 2. The $P_6 \boxtimes P_5$ graph.

$P_6 \boxtimes P_5$ consists of two disjoint Type-A configurations one below the other and also on the left-hand side two disjoint Type B configurations one below the other. The minimum dominating set D for $P_6 \boxtimes P_5$ can be formed by adding the four elements indicated in Figure 2. So $\gamma(P_6 \boxtimes P_5) = 4 = 2^2 = r^2$. In general, there are $r(r-1)$ disjoint Type-A configurations one below the other and one after the other to the left. Also there are r disjoint Type-B configurations one below the other to the left most Type A configurations $P_{3r} \boxtimes P_{3r-1}$. The minimum dominating set D of $P_{3r} \boxtimes P_{3r-1}$ can be formed by adding all $r(r-1) + r$ the marked elements. These marked elements in $P_{3r} \boxtimes P_{3r-1}$ are chosen by following the pattern of selection indicated in Figure 2. So $|D| = r^2 - r + r = r^2$ and $\gamma(P_{3r} \boxtimes P_{3r-1}) = r^2$.

Case 3: $(n, m) = (3r-1, 3r+1)$.

For $r = 1, (n, m) = (2, 4)$. The graph $P_2 \boxtimes P_4$ is shown in Figure 3.

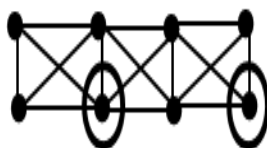


Figure 3. The $P_2 \boxtimes P_4$ graph.

Clearly it consists of a one Type B configuration and one 2×2 mesh fused with it. So $\gamma(P_2 \boxtimes P_4) = 1+1 = 2 = 1^2 + 1 = r^2 + r$. For $r=2, (n, m) = (5, 7)$. The graph $P_5 \boxtimes P_7$ is shown Figure 4.

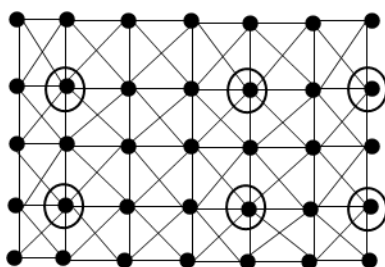


Figure 4. A 5×7 mesh or the $P_5 \boxtimes P_7$ graph.

It consists of 2^2 fused Type A configuration and 2 fused Type B configurations. So the minimum dominating set D for $P_5 \boxtimes P_7$ can be formed by including all the marked elements shown in Figure 5. Therefore $|D| = 2^2 + 2 = r^2 + r = 6$ and $\gamma(P_5 \boxtimes P_7) = 2^2 + 2 = 4 + 2 = 6 = r^2 + r$. In general, $P_{3r-1} \boxtimes P_{3r+1}$ consists of r^2 fused Type A configurations and r fused type B configurations. So if D is the minimum dominating set then it will include all the marked elements of the respective configurations chosen by following the same pattern as indicated in Figure 1. So $|D| = r^2 + r$ and $\gamma(P_{3r-1} \boxtimes P_{3r+1}) = r^2 + r$.

The other cases can be handled in a similar manner.



Figure 5. The $P_9 \boxtimes P_5$ graph.

3. Total Domination Number of Strong Product of Path Graphs

Theorem 3.1:

$$\begin{aligned} \gamma_t(P_n \boxtimes P_m) &= 2r^2 \text{ if } (n, m) = (4r, 3r) \text{ or } (4r, 3r-1); \\ &= 2r^2+r \text{ if } (n, m) = (4r+1, 3r) \text{ or } (4r+1, 3r-1); \\ &= 2r^2+2r \text{ if } (n, m) = (4r, 3r+1) \text{ or } (4r+2, 3r) \text{ or } (4r+2, 3r-1) \text{ or } (4r+3, 3r) \text{ or } \\ &\quad (4r+3, 3r-1); \\ &= 2r^2+3r+1 \text{ if } (n, m) = (4r+1, 3r+1); \\ &= 2(r+1)^2 \text{ if } (n, m) = (4r+2, 3r+1) \text{ or } (4r+3, 3r+1). \end{aligned}$$

Proof: We split the proof into various cases.

Case 1: $(n, m) = (4r, 3r)$.

We call a 4×3 mesh in $P_n \boxtimes P_m$ a Type C- Configuration and it is shown in Figure 1. Note that each α_i is an ordered pair of vertices (u_i, v_j) for some $1 \leq i \leq 4r$, $1 \leq j \leq 3r$.

It is easy to observe that $D = \{\alpha_5, \alpha_8\}$ is a minimum total dominating set for Type C configuration. Here we also observe that a Type C configuration can be thought of as an induced subgraph of $P_n \boxtimes P_m$. There are r^2 Type C configuration in $P_n \boxtimes P_m$. Each Type C configuration yields two dominating elements of that 4×3 mesh. Hence it is each to see that a minimum total dominating set of $P_n \boxtimes P_m$ contains $2r^2$ elements. So $\gamma_t(P_{4r} \boxtimes P_{3r}) = 2r^2$.

Case 2: $(n, m) = (4r+1, 3r)$.

For $r=1$, $(n, m) = (5, 3)$. Clearly $\gamma_t(P_5 \boxtimes P_3) = 2 \times 1^2 + 1 = 2r^2+r$ as $D = \{\alpha_5, \alpha_8, \alpha_{11}\}$ totally dominates all other α_i 's for $i = 1, 2, 3, 4, 6, 7, 9, 10, 12, 13, 15$. For $r=2$, $(n, m) = (9, 6)$. Clearly $P_9 \boxtimes P_6$ consists of two Type C configurations arranged side by side and two Type E configurations also arranged side by side but each one below their respective Type C configurations. So a minimum total dominating set D of $P_9 \boxtimes P_6$ will consist of $2 \times 2 + 2 \times 3 = 4 + 6 = 10$ elements and hence $\gamma_t(P_9 \boxtimes P_6) = 10 = 2 \times 2^2 + 2$. In general, there are $(r-1)r$ Type C configurations arranged horizontally side by side and one after the other vertically and r Type E configurations arranged horizontally side by side below their respective Type C configurations. So a minimum total dominating set D of $P_{4r-1} \boxtimes P_{3r}$ will consist of $2(r-1)r + 3r = 2r^2+r$ elements. So $\gamma_t(P_{4r+1} \boxtimes P_{3r}) = 2r^2+r$.

Case 3: $(n, m) = (4r+1, 3r-1)$.

For $r=1$, $(n, m) = (5, 2)$ $P_5 \boxtimes P_2$ is called a Type F configuration and it is shown in Figure 1. Clearly $D = \{\alpha_4, \alpha_6, \alpha_8\}$ is a minimum total dominating set. So $\gamma_t(P_5 \boxtimes P_2) = 3$.

For $r=2$, $(n, m) = (9, 5)$. The graph $P_9 \boxtimes P_5$ is shown in Figure 5. It consists of one Type C, one Type D, one Type E and one Type F configurations arranged as shown in Figure 1. A minimum total dominating set D of $P_9 \boxtimes P_5$ will consist of $1 \times 2 + 1 \times 2 + 1 \times 3 + 1 \times 3 = 10$ elements. So $\gamma_t(P_9 \boxtimes P_5) = 10 = 2 \times 2^2 + 2 = 2r^2+r$. In general, $P_{4r-1} \boxtimes P_{3r}$ will consist of $(r-1)^2$ Type C configurations, $(r-1)$

Type D configurations, $(r-1)$ Type E configurations and 1 Type F configuration arranged by following the pattern shown in Figure 1. So a minimum total dominating set D will consist of $2(r-1)^2 + 2(r-1) + 3(r-1) + 3.1 = 2r^2 + r$ elements. That is $\gamma_t(P_{4r+1} \boxtimes P_{3r-1}) = 2r^2 + r$.

Case 4: $(n,m) = (4r+2, 3r)$.

For $r = 1$, $(n,m) = (6,3)$. $P_6 \boxtimes P_3$ is shown in Figure 1.

The 4 marked elements will form a minimum total dominating set. So $\gamma_t(P_6 \boxtimes P_3) = 4$. For $r=2$, $(n,m) = (10,6)$. $P_{10} \boxtimes P_6$ comprises 2 Type G configurations and 2 Type C configurations where a Type C configuration is glued below its respective Type G configuration. So a minimum total dominating set D will consist of $2 \times 4 + 2 \times 2 = 12$ elements and $\gamma_t(P_{10} \boxtimes P_6) = 2 \times 2^2 + 2 \times 2 = 2r^2 + 2r$. In general, $P_{4r+2} \boxtimes P_{3r}$ will consist of r Type G configurations and each Type G configuration is expanded by pasting two Type C configurations one below the other. So a minimum total dominating set of $P_{4r+2} \boxtimes P_{3r}$ will consist of $4r + 2r(r-1) = 2r^2 + 2r$ elements. So $\gamma_t(P_{4r+2} \boxtimes P_{3r}) = 2r^2 + 2r$. A Type H configuration $P_6 \boxtimes P_2$ is shown in Figure 1.

Type I configuration is shown in Figure 1. Type J configuration is shown in Figure 10.

Case 5: $(n,m) = (4r+1, 3r+1)$.

Type K configuration is shown in Figure 1. For $r = 1$, $(n,m) = (5,4)$. $P_5 \boxtimes P_4$ is shown in Figure 6. It consists of one Type E and one Type K configuration. Figure 6 shows $\gamma_t(P_5 \boxtimes P_4) = 6 = 2r^2 + 3r + 1$.

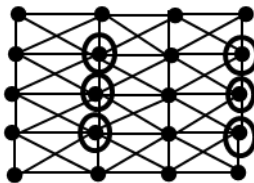


Figure 6. The graph $P_5 \boxtimes P_4$.

Type L configuration is shown in Figure 1. In general, $P_{4r+3} \boxtimes P_{3r+1}$ will consist of r Type E configurations, $(r-1)$ Type C configurations, 1 Type K configuration and $(r-1)$ Type L configurations. Here each Type E configuration is followed by $(r-1)$ Type C configurations arranged one below the other and the solitary Type K configuration is followed by $(r-1)$ Type L configurations arranged one below the other. So the minimum total dominating set will consist of $3r + 2r(r-1) + 3 + 2(r-1) = 3r + 2r^2 - 2r + 3 + 2r - 2 = 2r^2 + 3r + 1$ elements. That is $\gamma_t(P_{4r+3} \boxtimes P_{3r+1}) = 2r^2 + 3r + 1$.

Case 6: $(n,m) = (4r+2, 3r+1)$.

Type M configuration is shown in Figure 1.

For $r = 1$, $(n,m) = (6,4)$. The graph $P_6 \boxtimes P_4$ is shown in Figure 7.

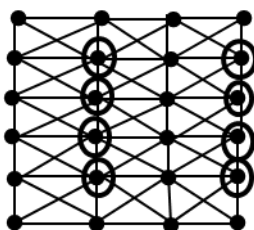


Figure 7. The graph $P_6 \boxtimes P_4$.

It consists of one Type G configuration and one Type M configuration arranged side by side and glued together. Clearly $\gamma_t(P_6 \boxtimes P_4) = 8 = 2(r+1)^2$. In general, $P_{4r+2} \boxtimes P_{3r+1}$ will consist of r Type G configurations, 1 Type M configuration, $(r-1)$ Type C configurations and $(r-1)$ Type L configurations. Here each Type G configuration is followed by $(r-1)$ Type C configurations arranged one after the other and the solitary Type M configuration is followed by $(r-1)$ Type L configurations arranged one after the other. So the minimum total dominating set will consist of $4r + 4 + 2r(r-1) + 2(r-1)$

$=4r + 4 + 2r^2 - 2r + 2r - 2 = 2r^2 + 4r + 2 = 2(r+1)^2$ elements. That is $\gamma_t(P_{4r+2} \boxtimes P_{3r+1}) = 2(r+1)^2$. Type N configuration is shown in Figure 1.

The other cases mentioned in the statement of the Theorem 3.1 can be dealt with in a similar manner by using the appropriate types of configurations listed in Figure 1.

Note 3.2. One can check in each of the cases discussed in Theorem 3.1 that the captive domination number value is also the same as that of the value of the total domination number.

Algorithm for Computing the Captive Domination Number Cycles

$$\gamma_{ca}(C_{4t}) = 2t, t \geq 2$$

$$\gamma_{ca}(C_{4t+2}) = 2t + 2, t \geq 1$$

$$\gamma_{ca}(C_{4t+1}) = 2t + 2, t \geq 2$$

$$\gamma_{ca}(C_{4t+3}) = 2t + 2, t \geq 1$$

Input: The circle graph C_n with $V(C_n) = \{u_1, u_2, \dots, u_n\}$; $E(C_n) = \{(u_i, u_{i+1}) : 1 \leq i \leq n-1; (u_1, u_n)\}$

$$\text{Output : } \gamma_{ca}(C_n) = \begin{cases} 2t & \text{if } n \equiv 0 \pmod{4}, t \geq 2 \\ 2t + 2 & \text{if } n \equiv 2 \pmod{4}, t \geq 1, \\ & \text{or } n \equiv 1 \pmod{4}, t \geq 2, \\ & \text{or } n \equiv 3 \pmod{4}, t \geq 2 \end{cases}$$

Step 1 : For $n = 4t$, set $D_1 = \{u_2, u_3; u_6, u_7; u_{10}, u_{11}; \dots; u_{4t-2}, u_{4t-1}\}$ with $|D_1| = 2t$.

Step 2 : For $n = 4t+2$, set $D_2 = \{u_2, u_6, u_{10}, \dots, u_{4t-2}; u_3, u_7, u_{11}, \dots, u_{4t-1}\} \cup \{u_{4t+1}, u_{4t+2}\}$ with $|D_2| = 2t+2$.

Step 3 : For $n = 4t+1$, set $D_3 = \{u_2, u_6, u_{10}, \dots, u_{4t-2}; u_3, u_7, u_{11}, \dots, u_{4t-3}\} \cup \{u_{4t+1}, u_{4t+2}\}$ with $|D_3| = 2t+2$.

Step 4 : For $n = 4t+3$, set $D_4 = \{u_2, u_6, u_{10}, \dots, u_{4t-2}; u_3, u_7, u_{11}, \dots, u_{4t-1}\} \cup \{u_{4t+1}, u_{4t+2}\}$ with $|D_4| = 2t+2$.

Step 5 : Check, whether $\forall u \in V(C_n) - D_1, \exists v \in D_1$, such that $(u, v) \in E(C_n)$. If so, then go to Step 6. Else go to Step 7.

Step 6 : Declare D_1 as a dominating set of C_n and go to step 14.

Step 7 : Revise the elements of D_1 and go to Step 5.

Step 8 : Check, whether $\forall u \in D_1, \exists v \in D_1$, such that $(u, v) \in E(C_n)$. If so, then go to Step 9. Else go to Step 10.

Step 9 : Declare D_1 as a total dominating set of C_n and go to Step 14.

Step 10 : Revise the elements of D_1 and go to Step 8.

Step 11 : Check, whether $\forall u \in D_1, \exists v \in V(C_n) - D_1$, such that $(u, v) \in E(C_n)$. If so, then go to Step 12. Else go to Step 13.

Step 12 : Declare D_1 as a captive dominating set of C_n and go to Step 14.

Step 13 : Revise the elements of D_1 and go to Step 11.

Step 14 : Check, whether \exists any $D_1^* \subset D_1$ satisfying step 5, step 8, step 11. If so, then go to Step 15. Else go to Step 16.

Step 15 : Declare D_1 is not a minimum captive dominating set, revise D_1 and repeat Step 5, Step 8, Step 11 and Step 14.

Step 16 : Declare D_1 as a minimum captive dominating set, if \exists no D_1^0 , which is a minimum captive dominating set. Else, declare D_1 as a minimal captive dominating set and go to Step 17.

Step 17 : Repeat step 5 to step 16 for D_2, D_3 and D_4 and go to Step 18.

Step 18 : Declare $\gamma_{ca}(C_n) = 2t$ if $n \equiv 0 \pmod{4}$, $2t + 2$ if $n \equiv 2 \pmod{4}$, or $1 \pmod{4}$ or $3 \pmod{4}$ and go to Step 19.

Step 19 : Stop.

Note 3.2. One can adopt a similar procedure for computing the captive domination number of any graph.

4. Conclusions

In this work besides settling a conjecture concerning the domination number on strong product of path graphs, we also obtained a few other interesting results. We hope that our results could lead to a better characterization for an interconnection parallel architecture concerning cellular neural networks.

Credit authorship contribution statement: T. Kalaiselvi: Conceptualization, Methodology, Investigation, Software, Validation. Yegnanarayanan Venkataraman: Data duration, Writing - original draft, Visualization, Supervision, Reviewing & editing.

Funding information: This research did not receive any specific grant from funding agencies in the public, commercial, or not-for-profit sectors.

Compliance with ethical standards: This article does not contain any studies with human participants or animals performed by any of the authors.

Data availability: No data was used for the research described in the article.

Declaration of competing interest: The authors declare the following financial interests/personal relationships which may be considered as potential competing interests: T. Kalaiselvi reports financial support and administrative support were provided by Kalasalingam Academy of Research and Education. Yegnanarayanan Venkataraman reports a relationship with Kalasalingam Academy of Research and Education that includes: employment. Both authors have no conflict of interest.

References

1. Khan, A.; Hayat, S.; Zhong, Y.; Arif, A.; Zada, L.; Fang, M. Computational and topological properties of neural networks by means of graph-theoretic parameters. *Alex. Eng. J.* **2023**, *66*, 957–977. <https://doi.org/10.1016/j.aej.2022.11.001>
2. Hammack, R.; Imrich, W.; Klavžar, S. Handbook of Product Graphs, 2nd ed.; CRC Press: Boca Raton, FL, USA, **2011**.
3. Vizing, V.G. The cartesian product of graphs. *Vycisl. System* **1963**, *9*, 30–43.
4. Brešar, B.; Dorbec, P.; Goddard, W.; Hartnell, B.L.; Henning, M.A.; Klavžar, S.; Rall, D.F. Vizing's conjecture: a survey and recent results. *J. Graph Theory* **2012**, *69*, 46–76.
5. Gonçalves, D.; Pinlou, A.; Rao, M.; Thomassé, S. The domination number of grids. *SIAM J. Discrete Math.* **2011**, *25*, 1443–1453.
6. Hammack, R.; Imrich, W.; Klavžar, S. Handbook of Product of Graphs, 2nd ed.; Taylor & Francis Group: Boca Raton, FL, USA, **2011**.
7. Chang, T.Y. Domination Numbers of Grid Graphs; Ph.D. Thesis, University of South Florida, Tampa, FL, USA, **1992**.
8. Chang, T.Y.; Clark, W.E.; Hare, E.O. Domination numbers of complete grid graphs. *I. Ars Combin.* **1994**, *38*, 97–111.
9. Cherifi, R.; Gravier, S.; Zighed, I. Bounds on domination number of complete grid graphs. *Ars Combin.* **2001**, *60*, 307–311.
10. Cockayne, E.J.; Hare, E.O.; Hedetniemi, S.T.; Wimer, T.V. Bounds for the domination number of grid graphs. *Congr. Numer.* **1985**, *47*, 217–228.
11. Guichard, D.R. A lower bound for the domination number of complete grid graphs. *J. Combin. Math. Combin. Comput.* **2004**, *49*, 215–220.
12. Jacobson, M.S.; Kinch, L.F. On the domination number of products of graphs I. *Ars Combin.* **1984**, *18*, 33–44.
13. Chang, T.Y.; Clark, W.E. The domination numbers of the $5 \times n$ and $6 \times n$ grid graphs. *J. Graph Theory* **1993**, *17*, 81–107.
14. Hare, E.O. Algorithms for Grids and Grid-Like Graphs; Ph.D. Thesis, Clemson University, Clemson, SC, USA, **1989**.
15. Ma, K.L.; Lam, C.W.H. Partition algorithm for the dominating set problem. *Congr. Numer.* **1991**, *81*, 69–80.

16. Spalding, A. Min-Plus Algebra and Graph Domination; Ph.D. Thesis, University of Colorado, Boulder, CO, USA, 1998.
17. Alanko, S.; Crevals, S.; Isopoussu, A.; Ostergard, P.; Pettersson, V. Computing the domination number of grid graphs. *Electron. J. Combin.* **2011**, *1*, #P141.
18. Cockayne, E.J.; Hedetniemi, S.T. Towards a theory of domination in graphs. *Networks* **1977**, *7*(3), 247–261.
19. Haynes, T.W.; Hedetniemi, S.T.; Slater, P.J., Eds. *Domination in Graphs: Advanced Topics*; Marcel Dekker: New York, NY, USA, 1998.
20. Vatandoost, E.; Ramezani, F. On the domination and signed domination numbers of zero divisor graph. *Electron. J. Graph Theory Appl.* **2016**, *4*(2), 148–156.
21. Blidia, M.; Chellali, M.; Maffray, F.; Moncel, J.; Semri, A. Locating-domination and identifying codes in trees. *Australas. J. Combin.* **2007**, *39*, 219–232.
22. Chellali, M.; Rad, N.J.; Seo, S.J.; Slater, P.J. On open neighborhood locating-dominating in graphs. *Electron. J. Graph Theory Appl.* **2014**, *2*, 87–98.
23. Pribadi, A.A.; Saputro, S.W. On locating-dominating number of comb product graphs. *Indones. J. Combin.* **2020**, *4*(1), 27–33.
24. Seo, S.J.; Slater, P.J. Open-independent, open-locating-dominating sets. *Electron. J. Graph Theory Appl.* **2017**, *5*(2), 179–193.
25. Casinillo, L.F. A note on Fibonacci and Lucas number of domination in path. *Electron. J. Graph Theory Appl.* **2018**, *6*(2), 317–325.
26. Goddard, W.; Henning, M.A. Independent domination in graphs: A survey and recent results. *Discrete Math.* **2013**, *313*, 839–854.
27. Cockayne, E.J.; Dreyer, P.A., Jr.; Hedetniemi, S.M.; Hedetniemi, S.T. Roman domination in graphs. *Discrete Math.* **2004**, *278*, 11–22.
28. Fu, X.; Yang, Y.; Jiang, B. Roman domination in regular graphs. *Discrete Math.* **2009**, *309*, 1528–1537.
29. Gravier, S. Total domination number of grid graphs. *Discrete Appl. Math.* **2002**, *121*, 119–128.
30. Bermudo, S.; Hernández-Gómez, J.C.; Sigarreta, J.M. Total k-domination in strong product graphs. *Discrete Appl. Math.* **2019**, *263*, 51–58.
31. Alsharekh, M. F., Habib, S., Dewi, D. A., Albattah, W., Islam, M., & Albahli, S. (2022). Improving the efficiency of multistep short-term electricity load forecasting via R-CNN with ML-LSTM. *Sensors*, *22*(18), 6913.

Disclaimer/Publisher's Note: The statements, opinions and data contained in all publications are solely those of the individual author(s) and contributor(s) and not of MDPI and/or the editor(s). MDPI and/or the editor(s) disclaim responsibility for any injury to people or property resulting from any ideas, methods, instructions or products referred to in the content.