

Review

Not peer-reviewed version

Utilising Plant Growth-Promoting Rhizobacteria (PGPR) to Advance Sustainable Agriculture

[Piao Yang](#)^{*}, Abraham Condrich, Sean Scranton, [Camina Hebner](#), [Ling Lu](#), [Muhammad Azam Ali](#)

Posted Date: 10 September 2024

doi: 10.20944/preprints202409.0781.v1

Keywords: PGPR; IPM; Sustainable agriculture; Biofertilizer; Biopesticide; Plant fitness tetrahedron



Preprints.org is a free multidiscipline platform providing preprint service that is dedicated to making early versions of research outputs permanently available and citable. Preprints posted at Preprints.org appear in Web of Science, Crossref, Google Scholar, Scilit, Europe PMC.

Copyright: This is an open access article distributed under the Creative Commons Attribution License which permits unrestricted use, distribution, and reproduction in any medium, provided the original work is properly cited.

Disclaimer/Publisher's Note: The statements, opinions, and data contained in all publications are solely those of the individual author(s) and contributor(s) and not of MDPI and/or the editor(s). MDPI and/or the editor(s) disclaim responsibility for any injury to people or property resulting from any ideas, methods, instructions, or products referred to in the content.

Review

Utilizing Plant Growth-Promoting Rhizobacteria (PGPR) to Advance Sustainable Agriculture

Piao Yang ^{1,*}, Abraham Condrich ¹, Sean Scranton ¹, Camina Hebner ¹, Ling Lu ¹
and Muhammad Azam Ali ²

¹ Department of Molecular Genetics, College of Arts and Sciences, The Ohio State University, Columbus, OH 43210, USA; condrich.3@buckeyemail.osu.edu (A.C.); scranton.26@buckeyemail.osu.edu (S.S.); hebner.5@osu.edu (C.H.); linglucn@gmail.com (L.L.)

² Department of Biological Sciences, Virtual University of Pakistan, Punjab, Pakistan; muhammad.azam@vu.edu.pk (M.A.A)

* Correspondence: yang.4636@buckeyemail.osu.edu

Abstract: Plant growth-promoting rhizobacteria (PGPR) are beneficial bacteria that play a crucial role in sustainable agriculture by enhancing plant growth through various mechanisms. This review examines the contributions of PGPR in improving nutrient availability, producing phytohormones, providing biocontrol against pathogens, and enhancing abiotic stress tolerance. By reducing the necessity for chemical fertilizers and pesticides, PGPR mitigate environmental impacts, enhance soil health, and support long-term agricultural productivity. However, challenges such as inconsistent performance across various soils, regulatory barriers, and limited farmer awareness hinder their widespread adoption. Recent advancements in nano-encapsulation technology, genetic engineering, and bioinformatics present promising solutions for overcoming these obstacles and enhancing PGPR efficacy. The incorporation of PGPR into biofertilizers, biopesticides, and integrated pest management (IPM) strategies offers a sustainable resolution to global agricultural challenges. This review addresses the current state of PGPR research, applications, and future directions for optimizing their use in promoting sustainable agriculture.

Keywords: PGPR; IPM; Sustainable agriculture; Biofertilizer; Biopesticide; Plant fitness tetrahedron

1. Introduction

Plant growth-promoting rhizobacteria (PGPR) are beneficial bacteria residing in the rhizosphere, the soil region contacted by plant roots [1]. These bacteria play a vital role in promoting plant growth and health through various mechanisms, making them a key component of sustainable agriculture [2,3]. PGPR can promote plant growth directly by improving nutrient acquisition and producing growth-mediating hormones (phytohormones) or indirectly by protecting plants from pathogens (biotic stresses) and mitigating abiotic stresses (such as drought and salinity) [4–6].

Different PGPR have different mechanisms of action. Among them, conserved mechanisms are nutrient solubilization and fixation [7,8], phytohormone production [4,6], biocontrol of pathogens [4–6], and abiotic stress tolerance [5]. Specifically, PGPR enhance nutrient availability by solubilizing phosphorus and fixing atmospheric nitrogen, thus reducing the need for chemical fertilizers, which are not sustainable [9,10]. PGPR produce phytohormones such as auxins, gibberellins, and cytokinins, which stimulate root and shoot development, enhancing overall plant growth [5,6,11,12]. PGPR protect plants from pathogens by producing antimicrobial compounds, competing for resources, and inducing systemic resistance in plants, which can reduce the reliance on chemical pesticides [4,6,9]. These bacteria also help plants withstand abiotic stresses like drought and salinity by enhancing stress response mechanisms and detoxifying harmful substances [4,5,9].

The need for sustainable agricultural practices has become increasingly urgent due to the environmental and health concerns associated with conventional farming methods. Traditional agriculture often relies heavily on synthetic fertilizers and pesticides, which can lead to soil

degradation, water pollution, and the development of resistant pest strains. These conventional practices contribute to environmental issues such as eutrophication and biodiversity loss, posing significant threats to ecosystems and human health [9,13]. By integrating PGPR into agricultural practices, farmers can achieve higher crop yields and quality while reducing the environmental impact of farming. This approach aligns with the goals of sustainable agriculture, promoting ecological balance and long-term productivity [9,11].

PGPR are increasingly recognized as a sustainable alternative to conventional agricultural practices. Their ability to enhance crop productivity while minimizing environmental impacts makes them a promising solution for future agricultural challenges. As research advances, the development of more effective PGPR strains and application methods is expected to further their roles in sustainable agriculture [14].

The integration of PGPR in agricultural practices offers several benefits: **1) Reduced chemical inputs:** By improving nutrient availability and providing natural pest control, PGPR reduce the need for synthetic fertilizers and pesticides, contributing to more sustainable agricultural practices [9,10]. **2) Improved soil health:** PGPR enhance soil fertility and structure, supporting long-term agricultural productivity and sustainability [9]. **3) Environmental benefits:** The reduction in chemical inputs leads to lower environmental pollution and a smaller carbon footprint, aligning with the goals of sustainable agriculture [11,15]. **4) Additionally,** PGPR play a pivotal role in augmenting soil fertility and structure by promoting organic matter breakdown and nutrient cycling, thereby fostering overall soil health [7,9,15].

2. Mechanisms of Action

2.1. Nutrient Solubilization and Fixation

PGPR play a crucial role in enhancing plant nutrition by solubilizing phosphorus and fixing atmospheric nitrogen, making these essential nutrients more available to plants. Phosphorus is a vital nutrient for plant growth, but it often exists in forms that are not readily accessible to plants. Some PGPR can solubilize these insoluble phosphates through the production of organic acids like gluconic acid and citric acid, which lower the pH and chelate cations bound to phosphate group, thereby releasing it into a form that plants can absorb [16]. This process is facilitated by enzymes like phytases and phosphatases, which further aid in the mineralization of organic phosphorus compounds [17]. Recent studies have highlighted the effectiveness of PGPR strains from genera such as *Bacillus*, *Pseudomonas*, and *Enterobacter* in solubilizing phosphate and promoting plant growth [18].

In addition to phosphorus solubilization, PGPR are instrumental in fixing atmospheric nitrogen, a process that converts inert nitrogen gas into ammonia, which plants can incorporate. This biological nitrogen fixation is primarily carried out by diazotrophic bacteria, which possess the nitrogenase enzyme complex capable of reducing atmospheric nitrogen to ammonia [19]. PGPR such as *Azospirillum* and *Rhizobium* are well-known for their nitrogen-fixing capabilities, particularly in association with leguminous plants where they form symbiotic relationships in root nodules [20]. These interactions not only enhance nitrogen availability but also improve soil fertility and reduce the necessity for chemical nitrogen fertilizers, contributing to more sustainable agricultural practices [19].

2.2. Phytohormone Production

PGPR are known for their ability to produce phytohormones such as auxins, gibberellins, and cytokinins, which play a crucial role in enhancing plant growth and development. Auxins, particularly indole-3-acetic acid (IAA), are among the most studied phytohormones produced by PGPR [4,5]. IAA is primarily produced in the rhizosphere and is instrumental in promoting root elongation, root hair formation, and lateral root development, which collectively enhance the plant's ability to absorb water and nutrients [21,22]. This hormone is produced by various PGPR species, including *Azospirillum*, *Pseudomonas*, and *Agrobacterium*. IAA's production is also considered a key mechanism through which PGPR facilitate plant growth [23].

Gibberellins (GAs) are another group of phytohormones produced by PGPR that significantly influence plant growth. These hormones are involved in promoting seed germination, stem elongation, and flowering. PGPR such as *Bacillus* and *Pseudomonas* species have been reported to produce gibberellins, which can enhance plant growth even under stressful conditions [24,25]. The application of PGPR that produce gibberellins can be particularly beneficial in improving crop yield and resilience to unfavorable stresses, making them a valuable component of sustainable agricultural practices [26].

Cytokinins are another class of phytohormones produced by PGPR that play a vital role in cell division, shoot initiation, and leaf expansion. These phytohormones interact with auxins to regulate various aspects of plant growth and development, including delaying leaf senescence and enhancing chlorophyll production [27,28]. The production of cytokinins by PGPR can lead to improved plant vigor and productivity, as demonstrated in studies involving *Bacillus megaterium* and other cytokinin-producing rhizobacteria [29].

2.3. Biocontrol of Pathogens

PGPR protect plants from pathogens through several mechanisms, including the production of antimicrobial compounds and competition for resources. These bacteria reside in the rhizosphere and play a pivotal role in enhancing plant health by naturally suppressing plant diseases. One of the primary mechanisms by which PGPR exert their protective effects is through the production of antimicrobial compounds like antibiotics, siderophores, and enzymes that degrade pathogen cell walls [4,6]. For instance, PGPR like *Pseudomonas* and *Bacillus* species produce antibiotics that inhibit the growth of harmful pathogens, thereby reducing disease incidence in plants [30].

In addition to producing antimicrobial compounds, PGPR compete with pathogens for nutrients and ecological niches, effectively limiting the resources available to harmful microbes [31]. This competition is crucial in the rhizosphere, where nutrients can be scarce, and the ability of PGPR to efficiently utilize these resources can outcompete and suppress pathogenic organisms [32]. By rapidly colonizing plant roots and establishing themselves in the rhizosphere, PGPR can effectively prevent the colonization and proliferation of pathogens, thereby acting as a natural biocontrol agent [33].

Furthermore, PGPR can induce systemic resistance in plants, enhancing their innate immune responses against a broad spectrum of pathogens [4,6]. This induced resistance is often mediated by signaling molecules such as salicylic acid, jasmonic acid, and ethylene, which activate defense pathways in plants, providing them with enhanced protection against future pathogen attacks [34]. The integration of PGPR into agricultural practices not only helps in reducing the reliance on chemical pesticides but also contributes to sustainable agriculture by promoting plant health and resilience in an environmentally friendly manner [9].

2.4. Abiotic Stress Tolerance

PGPR play a significant role in helping plants cope with abiotic stresses such as drought, salinity, and heavy metal toxicity. These stresses are exacerbated by climate change and pose significant challenges to agricultural productivity. PGPR mitigate these stresses through different mechanisms such as the production of phytohormones, modulation of antioxidant systems, and enhancement of nutrient uptake [35,36].

In the context of drought stress, PGPR enhance plant tolerance by producing phytohormones like indole-3-acetic acid (IAA) and gibberellic acid, which promote root growth and increase water uptake efficiency [37,38]. Additionally, PGPR can produce 1-aminocyclopropane-1-carboxylate deaminase (ACC), an enzyme that lowers ethylene levels in plants [4]. Since ethylene can inhibit root growth under stress conditions, reducing its concentration helps in maintaining root growth and function during drought [39].

For salinity stress, PGPR improve plant resilience by enhancing ionic balance and osmotic adjustment. They achieve this by producing osmoprotectants and modulating ion transporters that help maintain a favorable potassium to sodium ratio, which is necessary for cellular function under

saline conditions [40,41]. PGPR also enhance the antioxidant capacity of plants, reducing oxidative damage caused by salt-induced stress [35].

In the case of heavy metal toxicity in plants and soil, PGPR assist in phytoremediation by secreting chelating agents and enzymes that transform metals into less toxic forms. They are also capable of immobilizing heavy metals in the rhizosphere, which helps prevent these metals from being absorbed by plants [42,43]. This not only protects plants from metal toxicity but also improves soil health by reducing metal bioavailability [44].

3. Applications in Agriculture

3.1. Biofertilizers

PGPR have emerged as a promising alternative to synthetic fertilizers, offering a sustainable approach to improve soil fertility and plant growth. These beneficial bacteria are naturally occurring soil microorganisms that colonize plant roots (or even other parts of the plant) and promote growth through various mechanisms. Recent studies have shown that PGPR can improve soil biological activity [45,46]. The formulation of PGPR biofertilizers involves isolating effective strains from the rhizosphere, mass-producing them through fermentation, and developing stable formulations such as liquid suspensions, powders, or granules [47].

The application of PGPR biofertilizers can be tailored to different crops and farming practices. Methods such as seed inoculation, soil drenching, foliar sprays, and root dipping are commonly used to deliver PGPR to plants. These applications enhance root colonization, improve nutrient uptake, and protect plants from pathogens [45,48]. PGPR biofertilizers offer several advantages over conventional synthetic fertilizers. PGPR biofertilizers are environmentally sustainable, reducing soil and water pollution while maintaining soil health and fertility [47]. PGPR also improve nutrient efficiency by enhancing the availability of nitrogen, phosphorus, and other essential nutrients, thereby reducing the need for chemical fertilizers [45].

Moreover, PGPR enhance plant resilience to abiotic stresses by producing stress-relieving compounds like ACC-deaminase and inducing systemic resistance, contributing to healthier plant growth [45,48]. While the initial costs of PGPR biofertilizers may be higher, they can lead to long-term cost savings by reducing the need for chemical inputs and improving crop yields [47].

3.2. Seed Treatments and Soil Amendments

PGPR are applied to crops through various methods, each tailored to optimize their effectiveness in different environments and crop types. One common method is seed inoculation, where seeds are coated with PGPR before planting. This technique promotes early root colonization, leading to improved seedling vigor and nutrient uptake. Seed inoculation has been shown to be particularly effective in enhancing the growth of crops like maize and cowpea, as it facilitates the establishment of healthy soil microbiome [49].

Another effective method is soil amendment, which involves incorporating PGPR into the soil to improve its fertility and structure. This approach enhances nutrient availability and promotes root growth, making it suitable for various crops, including lettuce and poplar. Recent studies have demonstrated that soil amendments with PGPR can significantly improve plant growth and yield by enhancing nutrient uptake and reducing the need for chemical fertilizers [50].

Additionally, PGPR can be applied through foliar sprays and root dipping, which are particularly useful in environments where soil conditions are suboptimal or where rapid microbial colonization is needed [49].

The effectiveness of PGPR applications varies depending on the crop and environmental conditions. For instance, in hydroponic systems, PGPR have been used to reduce mineral fertilizer use while maintaining or even improving crop yield and quality. This is particularly beneficial in regions where mineral fertilizers are costly or difficult to obtain [51].

4. Challenges and Limitations

4.1. Consistency and Survival

The inconsistent performance of PGPR in different soils and environmental conditions presents a significant challenge to their widespread adoption in sustainable agriculture. One of the primary reasons for this variability is the complex interaction between PGPR and native soil microbiome. These interactions can influence the colonization and efficacy of PGPR, as native microbes often compete with introduced strains for resources and niches [52]. Additionally, the physiochemical properties of the soil, such as pH, nutrient content, and moisture levels, can affect the survival and activity of PGPR. This makes it difficult to predict their performance across different environments [53].

Another factor contributing to the inconsistent performance of PGPR is the specificity of plant-microbe interactions. Different plant species and even cultivars within a species can exhibit varying responses to the same PGPR strains. This host specificity can result in variable plant growth promotion and disease resistance outcomes, depending on the plant genotype and the PGPR strain used [9]. Moreover, environmental stressors such as temperature fluctuations can further complicate the effectiveness of PGPR, as these conditions can alter plant physiology and microbial community dynamics in the rhizosphere [54].

To address these challenges, several strategies have been proposed, with one being to select robust PGPR strains that are adaptable to local environmental conditions and compatible with specific crops is crucial. This involves screening for PGPR that can withstand stress factors and that have shown effectiveness with local plant species [54]. Additionally, developing advanced formulations that enhance the viability and stability of PGPR during storage, transport, and application can improve their persistence in the soil [53]. Utilizing consortia of different PGPR strains that have synergistic effects can also enhance nutrient acquisition, disease suppression, and stress tolerance [55].

4.2. Compatibility and Interaction

The compatibility of PGPR with target crops and indigenous soil microbiome is crucial for their successful application in sustainable agriculture. This compatibility ensures that PGPR can effectively colonize plant roots, promote growth, and provide protection against pathogens. One of the primary challenges in achieving this compatibility is the strain specificity of PGPR, as certain strains may only benefit specific plants or perform optimally under particular environmental conditions [51]. This specificity necessitates careful selection of PGPR strains that are well-suited to the target crop and its unique growing environment.

The interactions between PGPR and native soil microbiome also play a significant role in determining the effectiveness of PGPR applications. Indigenous microorganisms can compete with introduced PGPR strains for resources and ecological niches, potentially limiting their colonization and persistence in the rhizosphere [52]. It is essential to understand these interactions, as they can influence the overall efficacy of PGPR in promoting plant growth and health. For example, PGPR must be able to survive and proliferate in the presence of native soil microbes to exert their beneficial effects [33].

To address these challenges, it is important to select PGPR strains that are not only effective with the target crop but also compatible with the existing soil microbiome. This involves screening for strains that can thrive in the specific soil conditions and that have demonstrated positive interactions with the target plant species [55]. Additionally, developing formulations that enhance the stability and viability of PGPR during storage and application can improve their performance in diverse environments [56].

4.3. Commercialization and Adoption

The widespread adoption of PGPR technologies faces several significant barriers, including regulatory challenges and a lack of farmer awareness. Regulatory issues are particularly daunting because each country has its own set of regulations governing the use of microbial products in

agriculture. These regulations can be complex and costly to navigate, often requiring significant investment in time and resources to ensure compliance. For example, the high costs associated with the development and registration of new biocontrol agents (BCAs) have been identified as a barrier in countries like Australia, where regulatory frameworks demand rigorous evaluation to ensure environmental safety and efficacy [57,58]. This complexity is compounded by the lack of standardized international regulations, which can hinder the global commercialization of PGPR products [33,59].

In addition to regulatory hurdles, there is a critical need to increase farmer awareness and education regarding the benefits and application of PGPR technologies. Many farmers may be unfamiliar with PGPR or lack the necessary knowledge to integrate these biological solutions into their existing farming practices. This lack of awareness can lead to slow adoption rates, as farmers may perceive chemical fertilizers and pesticides as more reliable and predictable compared to PGPR [58]. Educational programs and workshops that demonstrate the economic and environmental benefits of PGPR can play a crucial role in overcoming this barrier, helping farmers understand how to effectively use PGPR to enhance crop productivity and sustainability [57,60].

Moreover, the scalability and cost-effectiveness of PGPR strategies are critical for their widespread adoption. PGPR technologies must be adaptable to different crops, environments, and farming practices to be effective. This adaptability requires ongoing research and development to tailor PGPR solutions to specific agricultural contexts [55]. Additionally, efforts must be made to reduce production costs and improve accessibility, particularly for farmers in developing countries. Collaboration among researchers, farmers, governments, and industry stakeholders is essential to develop cost-effective and sustainable PGPR products and practices [55].

5. Advances and Future Directions

5.1. Nano-Encapsulation Technology

Nano-encapsulation offers a promising method to increasing the efficacy and stability of PGPR formulations, which can address some of the challenges associated with their application in agriculture. By encapsulating PGPR in nanoparticles, it is possible to protect these beneficial microbes from environmental stressors, such as UV radiation, desiccation, and temperature fluctuations, thereby improving their survival and functionality [61]. This protective mechanism ensures that PGPR can be delivered more effectively to plant roots, enhancing their colonization and promoting better plant growth and resilience [62].

Recent studies have demonstrated the potential of various encapsulation materials, such as alginate, silica nanoparticles, and carbon nanotubes, to improve the delivery and performance of PGPR. For instance, the encapsulation of *Pseudomonas* sp. in alginate beads with salicylic acid and zinc oxide nanoparticles has shown enhanced antifungal activity and superior plant growth-promoting effects on rice seedlings compared to non-encapsulated strains [62]. Similarly, nano-encapsulated *Bacillus subtilis* using sodium alginate, starch, and bentonite has been effective in controlling the proliferation of *Rhizoctonia solani* and increasing bean vegetative growth parameters [63].

The use of nano-encapsulation not only improves the stability and efficacy of PGPR formulations but also allows for controlled and sustained release of the bacteria into the soil. This ensures a more consistent and prolonged interaction between PGPR and the plant roots, which is crucial for maximizing their growth-promoting effects [63,64]. Moreover, nano-encapsulation can enhance the resilience of PGPR to abiotic stresses, such as drought and salinity, by providing a stable microenvironment that supports their metabolic activity [65].

5.2. Biotechnological Approaches

The integration of genetic engineering and bioinformatics in the development of PGPR strains holds significant promise for enhancing their effectiveness in agriculture. Genetic engineering allows for the modification of PGPR strains to enhance desirable traits such as nutrient solubilization,

phytohormone production, and pathogen resistance. By employing techniques such as CRISPR-Cas9, researchers can precisely edit the genomes of PGPR to introduce or enhance specific plant growth-promoting traits, thereby improving their efficacy under various environmental conditions [66,67].

Bioinformatics plays a crucial role in this process by enabling the analysis and interpretation of large genomic datasets, which is essential for identifying genes responsible for beneficial traits in PGPR. Through genome mining and comparative genomics, researchers can uncover biosynthetic gene clusters and regulatory networks that contribute to the plant growth-promoting capabilities of PGPR [68]. This information is invaluable for designing genetically engineered strains that are more robust and effective in promoting plant health and productivity [69].

Moreover, bioinformatics tools facilitate the prediction and modeling of PGPR interactions with plant hosts and soil microbiome, allowing for the optimization of strain selection and application strategies. By understanding these complex interactions, scientists can develop PGPR strains that are better customized to given crops and environmental conditions, thereby enhancing their performance in the field [70]. This approach not only improves the efficacy of PGPR but also supports sustainable agriculture by lowering the need for chemical fertilizers and pesticides [71].

5.3. Integrated Pest Management (IPM)

Incorporating PGPR into Integrated Pest Management (IPM) strategies offers a comprehensive approach to enhancing crop health and yield while reducing reliance on chemical pesticides. By incorporating PGPR into IPM, farmers can leverage these natural processes to create more resilient agricultural systems that are less dependent on synthetic chemicals, thereby minimizing environmental impact and promoting sustainable practices [32].

PGPR contribute to IPM by suppressing plant diseases through various mechanisms, including the production of pathogen-antagonizing compounds [6] and the stimulation of systemic resistance in plants [4,6]. These actions not only help control pathogens but also enhance the plant's innate defense responses, making them more resistant to pest attacks [33]. For example, PGPR can produce antibiotics and enzymes that inhibit the growth of harmful microbes, while also triggering plant immune responses that bolster the plant's ability to withstand pest pressures [34].

Moreover, PGPR improve nutrient uptake and root architecture, indirectly contributing to pest management. By enhancing root growth and nutrient acquisition, PGPR help plants become more vigorous and less susceptible to pest infestations. This improved plant health can lead to increased tolerance to pest damage and a reduction in the need for chemical interventions [55].

6. Conclusions

The integration of PGPR into agricultural systems as biofertilizers offers a sustainable alternative to chemical fertilizers, promoting nutrient cycling and improving plant health and yield (Figure 1A). By solubilizing phosphorus and fixing nitrogen, PGPR enhance nutrient availability and uptake, leading to improved plant growth and productivity [18]. Moreover, the use of PGPR can mitigate environmental impacts associated with excessive fertilizer use, such as soil degradation and water pollution, thereby supporting sustainable agriculture (Table 1) [16,20]. PGPR biofertilizers represent a viable alternative to synthetic fertilizers, providing sustainable solutions for enhancing crop productivity and soil health. Their ability to improve nutrient uptake, enhance stress tolerance, and suppress diseases makes them an invaluable tool in the pursuit of sustainable agriculture, particularly as the global demand for food continues to rise [45,47]. As research continues to advance, the development of more effective PGPR strains and formulations will be crucial in maximizing their benefits for crop production and environmental health [17].

Table 1. Potentials of PGPR from soil microbiome for sustainable agriculture.

Functional PGPR Species	Source Isolated From	Beneficial Roles	Mechanisms of Action	Applicable Plants	References
<i>Arthrobacter globiformis</i>	Soil, rhizosphere	Nutrient solubilization, pathogen control	Phosphate solubilization, biocontrol of pathogens	Vegetables, cereals	[72–74]
<i>Azospirillum brasilense</i>	Soil, plant roots	Enhanced root growth, nitrogen supply	Nitrogen fixation, phytohormone production (auxins)	Cereals (e.g., maize, wheat), grasses	[75,76]
<i>Azotobacter chroococcum</i>	Soil, rhizosphere	Nitrogen fixation, soil fertility improvement	Nitrogen fixation, produces growth-promoting substances	Cereals, vegetables	[77,78]
<i>Bacillus amyloliquefaciens</i>	Soil, plant roots	Pathogen suppression, growth enhancement	Antifungal activity, induced systemic resistance	Fruits, vegetables	[4,79–81]
<i>Bacillus cereus</i>	Soil, plant roots	Disease control, plant vigor improvement	Biocontrol of pathogens, induced systemic resistance	Vegetables, cereals	[82–84]
<i>Bacillus subtilis</i>	Soil, plant roots	Disease suppression, nutrient uptake enhancement	Produces antibiotics, induces systemic resistance, solubilizes phosphorus	Vegetables, cereals, legumes	[85,86]
<i>Bacillus thuringiensis</i>	Soil, plant roots	Insect pest suppression, plant protection	Pest control, biocontrol of insects	Vegetables, fruits	[87–90]
<i>Burkholderia cepacia</i>	Soil, rhizosphere	Pathogen control, plant growth promotion	Produces antifungal compounds, competes with pathogens	Vegetables, ornamentals	[91,92]
<i>Enterobacter cloacae</i>	Soil, plant roots	Disease suppression, nutrient enhancement	Phosphate solubilization, biocontrol of pathogens	Vegetables, cereals	[93,94]
<i>Flavobacterium johnsoniae</i>	Soil, rhizosphere	Disease suppression, growth enhancement	Biocontrol of pathogens, growth promotion	Vegetables, cereals	[95–97]
<i>Klebsiella pneumoniae</i>	Soil, rhizosphere	Nitrogen supply, growth enhancement	Nitrogen fixation, growth promotion	Vegetables, cereals	[98,99]
<i>Micrococcus luteus</i>	Soil, plant roots	Nutrient availability, plant growth support	Phosphate solubilization, growth promotion	Vegetables, cereals	[100–102]
<i>Paenibacillus macerans</i>	Soil, plant roots	Nutrient availability, growth promotion	Produces enzymes, solubilizes phosphorus	Vegetables, cereals	[103,104]

<i>Paenibacillus polymyxa</i>	Soil, plant roots	Nutrient solubilization, disease suppression	Nitrogen fixation, phosphate solubilization	Cereals, vegetables	[105,106]
<i>Pseudomonas fluorescens</i>	Soil, plant roots, rhizosphere	Disease resistance, improved nutrient acquisition	Produces siderophores, antibiotics, induces systemic resistance	Vegetables, fruits, cereals	[107,108]
<i>Pseudomonas putida</i>	Soil, rhizosphere	Enhanced nutrient uptake, disease control	Siderophore production, biocontrol of pathogens	Vegetables, ornamentals	[109,110]
<i>Pseudomonas stutzeri</i>	Soil, rhizosphere	Nitrogen fixation, disease suppression	Nitrogen fixation, biocontrol of pathogens	Vegetables, cereals	[111–114]
<i>Rhizobium leguminosarum</i>	Soil, legume roots	Symbiotic nitrogen fixation, plant growth promotion	Nitrogen fixation, nodule formation	Legumes (e.g., peas, beans)	[115–117]
<i>Streptomyces griseoviridis</i>	Soil, plant roots	Disease control, enhanced plant health	Produces antibiotics, competes with pathogens	Vegetables, ornamentals	[118–120]
<i>Streptomyces lydicus</i>	Soil, rhizosphere	Disease control, enhanced plant health	Antifungal activity, biocontrol of pathogens	Vegetables, ornamentals	[121–123]

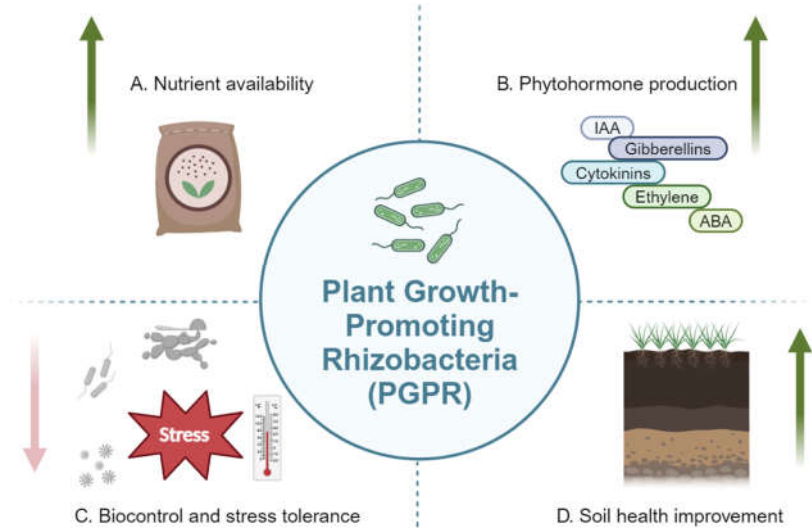


Figure 1. Roles of PGPR in sustainable agriculture. A. Nutrient availability. B. Phytohormone production. Abbreviations: Indole-3-Acetic Acid (IAA); Gibberellins (GA); Abscisic Acid (ABA). C. Biocontrol and stress tolerance. D. Soil health improvement. Created with BioRender.com.

The production of auxins, gibberellins, and cytokinins by PGPR significantly contributes to their ability to promote plant growth and development (Table 1). These phytohormones enhance root and shoot growth, improve nutrient uptake, and increase plant resilience to environmental stresses which makes PGPR an integral part of modern sustainable agriculture (Figure 1B) [26,124]. As research continues to explore the complex interactions between PGPR-produced phytohormones and plant physiology, the potential for optimizing PGPR applications in agriculture remains promising [125].

The integration of PGPR into agricultural practices offers a sustainable approach to managing abiotic stresses (Figure 1C). By enhancing plant growth and resilience, PGPR contribute to improved

crop yields and stability, even under adverse environmental conditions [39,126]. PGPR offer a promising approach to biopesticide development, providing an eco-friendly and effective means of controlling plant diseases and pests (Figure 1C). Their ability to enhance plant resilience and promote growth makes them an invaluable tool in the pursuit of sustainable agricultural practices [55]. As research continues to advance, the development of more effective PGPR strains and formulations will be crucial in maximizing their benefits for stress management in agriculture (Table 1) [127].

The application of PGPR through methods like seed inoculation and soil amendments offers a sustainable approach to improving crop productivity and resilience (Figure 1D). By enhancing nutrient uptake and stress tolerance, PGPR contribute to more sustainable agricultural practices, reducing the reliance on chemical inputs and supporting global food security [9]. While the inconsistent performance of PGPR in different soils and environmental conditions poses challenges, ongoing research and innovation in PGPR selection, formulation, and application strategies hold promise for overcoming these obstacles.

By optimizing PGPR inoculum efficacy in field conditions, researchers and farmers can enhance crop productivity, soil health, and environmental sustainability, contributing to more resilient agricultural systems [9,53]. Despite those promising advancements, further research is needed to optimize nano-encapsulation techniques and assess their long-term impacts on soil health and plant growth. The scalability and cost-effectiveness of these technologies remain challenges that need to be addressed to facilitate their widespread adoption in agriculture [128]. Nonetheless, the integration of nanotechnology with PGPR formulations represents a significant step forward in developing more efficient and sustainable agricultural practices (Table 1) [129].

Ensuring the compatibility of PGPR with target crops and indigenous soil microflora is essential for maximizing their benefits in sustainable agriculture (Figure 2). By selecting appropriate strains and understanding the complex interactions within the soil ecosystem, researchers and practitioners can enhance the effectiveness of PGPR applications, leading to improved crop productivity and resilience (Table 1) [51,52]. While PGPR technologies hold significant potential for improving sustainable agriculture, overcoming regulatory hurdles and increasing farmer awareness are crucial for their widespread adoption. By addressing these challenges, PGPR can become a more integral part of agricultural systems, contributing to enhanced crop productivity and environmental sustainability [48].

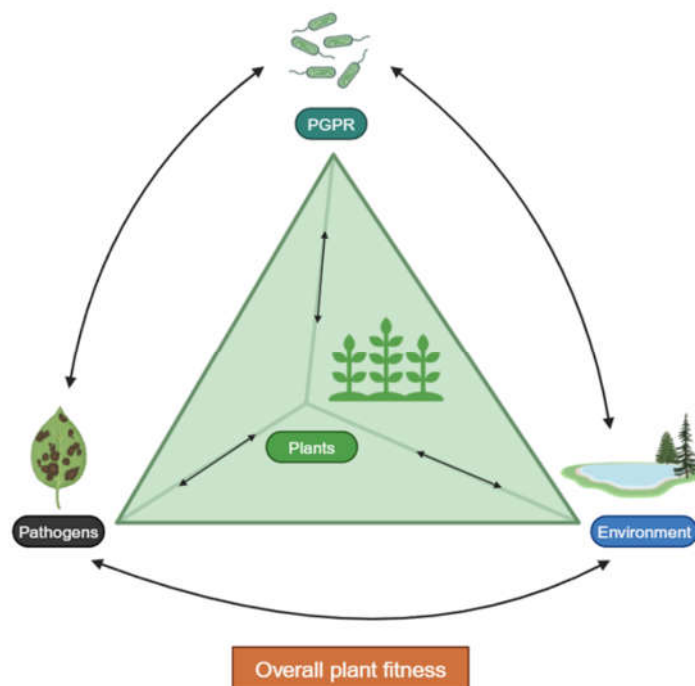


Figure 2. The plant fitness tetrahedron for sustainable agriculture. Adapted from [31]. PGPR play a crucial role in maintaining the health and vitality of plants. Created with BioRender.com.

Despite these advancements, challenges remain in the large-scale application of genetically engineered PGPR. Regulatory hurdles and public concerns about genetically modified organisms (GMOs) can impede the commercialization of these strains. However, ongoing research and dialogue among scientists, policymakers, and stakeholders are essential to address these issues and realize the full potential of genetic engineering and bioinformatics in developing effective PGPR strains for sustainable agriculture [130,131].

The integration of PGPR into IPM strategies requires careful selection of compatible strains that can thrive in specific environmental conditions and work synergistically with other IPM components. This approach not only enhances the effectiveness of pest management but also contributes to overall crop productivity and sustainability [55]. As research continues to advance, the development of tailored PGPR formulations and application methods will be crucial in maximizing their benefits within IPM frameworks, ultimately leading to more resilient and productive agricultural systems (Figure 3) [32]. PGPR protect plants from pathogens through a combination of antimicrobial production, resource competition, and induction of systemic resistance. These mechanisms make PGPR a valuable component of integrated pest management strategies, offering a sustainable alternative to chemical-based disease control methods (Table 1) [133]. As research continues to advance, the development of more effective PGPR strains and formulations will be crucial in maximizing their benefits for crop protection and productivity [11].

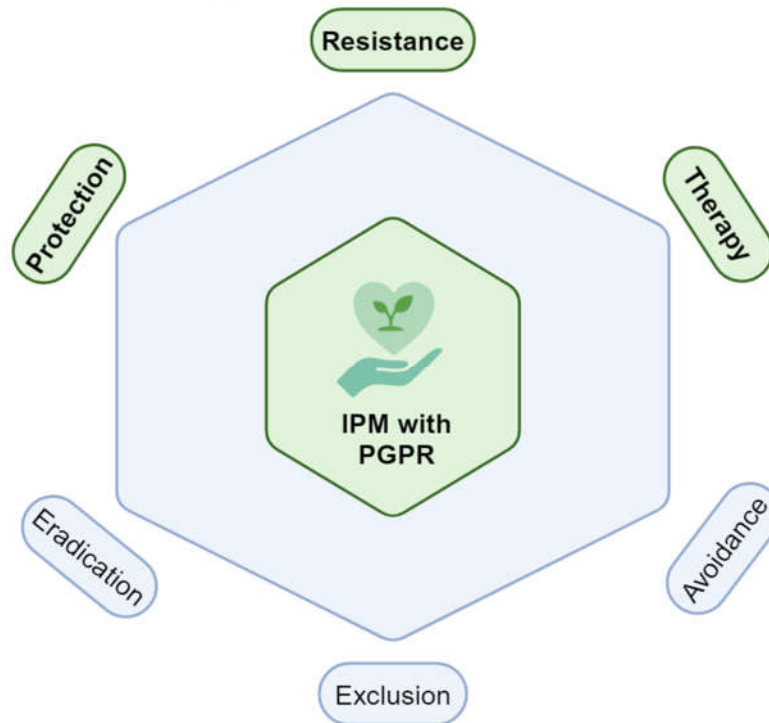


Figure 3. Integrated pest management (IPM) with PGPR. IPM has six directions: protection, resistance, therapy, avoidance, exclusion, and eradication. Directions integrated with PGPR are highlighted in green. Adapted from [31,132]. Created with BioRender.com.

Author Contributions: Conceptualization, Supervision, Writing—original draft preparation, Writing—review & editing, Visualization, P.Y.; Writing—review & editing, A.C., S.S., C.H., L.L., M.A.A. All authors have read and approved the final version of the manuscript.

Funding: This research received no external funding

Acknowledgments: We acknowledge Huang Lab members for the fruitful discussion on this topic.

Conflicts of Interest: The authors declare no conflicts of interest.

References

1. Mohanty, P.; Singh, P.K.; Chakraborty, D.; Mishra, S.; Pattnaik, R. Insight Into the Role of PGPR in Sustainable Agriculture and Environment. *Front. Sustain. Food Syst.* **2021**, *5*, doi:10.3389/fsufs.2021.667150.
2. Yang, P.; Bokros, N.; Debolt, S.; Zhao, Z.; Xia, Y. Genome Sequence Source of *Bacillus Amyloliquefaciens* Strain GD4a, a Bacterial Endophyte Associated with Switchgrass Plants. *Phytobiomes Journal* **2022**, *6*, 354–357, doi:10.1094/PBIOMES-09-21-0054-A.
3. Sahib, M.R.; Yang, P.; Bokros, N.; Shapiro, N.; Woyke, T.; Kyrpides, N.C.; Xia, Y.; DeBolt, S. Improved Draft Genome Sequence of *Microbacterium* Sp. Strain LKL04, a Bacterial Endophyte Associated with Switchgrass Plants. *Microbiol Resour Announc* **2019**, *8*, doi:10.1128/MRA.00927-19.
4. Yang, P.; Yuan, P.; Liu, W.; Zhao, Z.; Bernier, M.C.; Zhang, C.; Adhikari, A.; Opiyo, S.O.; Zhao, L.; Banks, F.; et al. Plant Growth Promotion and Plant Disease Suppression Induced by *Bacillus Amyloliquefaciens* Strain GD4a. *Plants* **2024**, *13*, 672, doi:10.3390/plants13050672.
5. Yang, P.; Liu, W.; Yuan, P.; Zhao, Z.; Zhang, C.; Opiyo, S.O.; Adhikari, A.; Zhao, L.; Harsh, G.; Xia, Y. Plant Growth Promotion and Stress Tolerance Enhancement through Inoculation with *Bacillus Proteolyticus* OSUB18. *Biology* **2023**, *12*, 1495, doi:10.3390/biology12121495.
6. Yang, P.; Zhao, Z.; Fan, J.; Liang, Y.; Bernier, M.C.; Gao, Y.; Zhao, L.; Opiyo, S.O.; Xia, Y. *Bacillus Proteolyticus* OSUB18 Triggers Induced Systemic Resistance against Bacterial and Fungal Pathogens in *Arabidopsis*. *Frontiers in Plant Science* **2023**, *14*, doi:10.3389/fpls.2023.1078100.
7. Zhu, Y.-G.; Peng, J.; Chen, C.; Xiong, C.; Li, S.; Ge, A.; Wang, E.; Liesack, W. Harnessing Biological Nitrogen Fixation in Plant Leaves. *Trends in Plant Science* **2023**, *0*, doi:10.1016/j.tplants.2023.05.009.
8. Feng, J.; Lee, T.; Schiessl, K.; Oldroyd, G.E.D. Processing of NODULE INCEPTION Controls the Transition to Nitrogen Fixation in Root Nodules. *Science* **2021**, *374*, 629–632, doi:10.1126/science.abg2804.
9. de Andrade, L.A.; Santos, C.H.B.; Frezarin, E.T.; Sales, L.R.; Rigobelo, E.C. Plant Growth-Promoting Rhizobacteria for Sustainable Agricultural Production. *Microorganisms* **2023**, *11*, 1088, doi:10.3390/microorganisms11041088.
10. Wang, D.; Wang, C.; Chen, Y.; Xie, Z. Developing Plant-Growth-Promoting Rhizobacteria: A Crucial Approach for Achieving Sustainable Agriculture. *Agronomy* **2023**, *13*, 1835, doi:10.3390/agronomy13071835.
11. Vejan, P.; Abdullah, R.; Khadiran, T.; Ismail, S.; Nasrullah Boyce, A. Role of Plant Growth Promoting Rhizobacteria in Agricultural Sustainability—A Review. *Molecules* **2016**, *21*, 573, doi:10.3390/molecules21050573.
12. Bhattacharyya, P.N.; Jha, D.K. Plant Growth-Promoting Rhizobacteria (PGPR): Emergence in Agriculture. *World J Microbiol Biotechnol* **2012**, *28*, 1327–1350, doi:10.1007/s11274-011-0979-9.
13. Katiyar, D.; Singh, B. Plant Growth Promoting Rhizobacteria—an Efficient Tool for Agriculture Promotion. *Adv Plants Agric Res* **2016**, Volume 4, doi:10.15406/apar.2016.04.00163.
14. Hasan, A.; Tabassum, B.; Hashim, M.; Khan, N. Role of Plant Growth Promoting Rhizobacteria (PGPR) as a Plant Growth Enhancer for Sustainable Agriculture: A Review. *Bacteria* **2024**, *3*, 59–75, doi:10.3390/bacteria3020005.
15. Mekonnen, H.; Kibret, M. The Roles of Plant Growth Promoting Rhizobacteria in Sustainable Vegetable Production in Ethiopia. *Chemical and Biological Technologies in Agriculture* **2021**, *8*, 15, doi:10.1186/s40538-021-00213-y.
16. Sharma, S.B.; Sayyed, R.Z.; Trivedi, M.H.; Gobi, T.A. Phosphate Solubilizing Microbes: Sustainable Approach for Managing Phosphorus Deficiency in Agricultural Soils. *SpringerPlus* **2013**, *2*, 587, doi:10.1186/2193-1801-2-587.
17. Alori, E.T.; Glick, B.R.; Babalola, O.O. Microbial Phosphorus Solubilization and Its Potential for Use in Sustainable Agriculture. *Frontiers in Microbiology* **2017**, *8*, doi:10.3389/fmicb.2017.00971.
18. Oleńska, E.; Małek, W.; Wójcik, M.; Swiecicka, I.; Thijs, S.; Vangronsveld, J. Beneficial Features of Plant Growth-Promoting Rhizobacteria for Improving Plant Growth and Health in Challenging Conditions: A Methodical Review. *Science of The Total Environment* **2020**, *743*, 140682, doi:10.1016/j.scitotenv.2020.140682.
19. Liang, J.; Klingl, A.; Lin, Y.-Y.; Boul, E.; Thomas-Oates, J.; Marín, M. A Subcompatible *Rhizobium* Strain Reveals Infection Duality in *Lotus*. *Journal of Experimental Botany* **2019**, *70*, 1903–1913, doi:10.1093/jxb/erz057.
20. Ahemad, M.; Kibret, M. Mechanisms and Applications of Plant Growth Promoting Rhizobacteria: Current Perspective. *Journal of King Saud University - Science* **2014**, *26*, 1–20, doi:10.1016/j.jksus.2013.05.001.
21. Poveda, J.; Eugui, D.; Abril-Uriás, P.; Velasco, P. Endophytic Fungi as Direct Plant Growth Promoters for Sustainable Agricultural Production. *Symbiosis* **2021**, *85*, 1–19, doi:10.1007/s13199-021-00789-x.
22. Luo, J.; Zhou, J.-J.; Zhang, J.-Z. Aux/IAA Gene Family in Plants: Molecular Structure, Regulation, and Function. *International Journal of Molecular Sciences* **2018**, *19*, 259, doi:10.3390/ijms19010259.
23. Grobelak, A.; Napora, A.; Kacprzak, M. Using Plant Growth-Promoting Rhizobacteria (PGPR) to Improve Plant Growth. *Ecological Engineering* **2015**, *84*, 22–28, doi:10.1016/j.ecoleng.2015.07.019.

24. Nett, R.S.; Montanares, M.; Marcassa, A.; Lu, X.; Nagel, R.; Charles, T.C.; Hedden, P.; Rojas, M.C.; Peters, R.J. Elucidation of Gibberellin Biosynthesis in Bacteria Reveals Convergent Evolution. *Nat Chem Biol* **2017**, *13*, 69–74, doi:10.1038/nchembio.2232.
25. Rizza, A.; Jones, A.M. The Makings of a Gradient: Spatiotemporal Distribution of Gibberellins in Plant Development. *Current Opinion in Plant Biology* **2019**, *47*, 9–15, doi:10.1016/j.pbi.2018.08.001.
26. Adeleke, B.S.; Babalola, O.O. The Endosphere Microbial Communities, a Great Promise in Agriculture. *Int Microbiol* **2021**, *24*, 1–17, doi:10.1007/s10123-020-00140-2.
27. Guo, Y.; Ren, G.; Zhang, K.; Li, Z.; Miao, Y.; Guo, H. Leaf Senescence: Progression, Regulation, and Application. *Molecular Horticulture* **2021**, *1*, 5, doi:10.1186/s43897-021-00006-9.
28. Hönig, M.; Plíhalová, L.; Husíčková, A.; Nisler, J.; Doležal, K. Role of Cytokinins in Senescence, Antioxidant Defence and Photosynthesis. *International Journal of Molecular Sciences* **2018**, *19*, 4045, doi:10.3390/ijms19124045.
29. Salamone, G. de; Eugenia, I. Direct Beneficial Effects of Cytokinin-Producing Rhizobacteria on Plant Growth. **2000**.
30. Lobhi, D.; Patil, N.P.; Sansinenea, E.; Sayyed, R.Z. Plant Growth-Promoting Rhizobacteria (PGPR): An Overview. In *Secondary Metabolites and Volatiles of PGPR in Plant-Growth Promotion*; Sayyed, R.Z., Uarrotta, V.G., Eds.; Springer International Publishing: Cham, 2022; pp. 1–19 ISBN 978-3-031-07559-9.
31. Yang, P.; Zhao, L.; Gao, Y.G.; Xia, Y. Detection, Diagnosis, and Preventive Management of the Bacterial Plant Pathogen *Pseudomonas Syringae*. *Plants* **2023**, *12*, 1765, doi:10.3390/plants12091765.
32. Wang, H.; Liu, R.; You, M.P.; Barbetti, M.J.; Chen, Y. Pathogen Biocontrol Using Plant Growth-Promoting Bacteria (PGPR): Role of Bacterial Diversity. *Microorganisms* **2021**, *9*, 1988, doi:10.3390/microorganisms9091988.
33. Jiao, X.; Takishita, Y.; Zhou, G.; Smith, D.L. Plant Associated Rhizobacteria for Biocontrol and Plant Growth Enhancement. *Front Plant Sci* **2021**, *12*, 634796, doi:10.3389/fpls.2021.634796.
34. Al-Turki, A.; Murali, M.; Omar, A.F.; Rehan, M.; Sayyed, R.Z. Recent Advances in PGPR-Mediated Resilience toward Interactive Effects of Drought and Salt Stress in Plants. *Front Microbiol* **2023**, *14*, 1214845, doi:10.3389/fmicb.2023.1214845.
35. Bhat, M.A.; Kumar, V.; Bhat, M.A.; Wani, I.A.; Dar, F.L.; Farooq, I.; Bhatti, F.; Koser, R.; Rahman, S.; Jan, A.T. Mechanistic Insights of the Interaction of Plant Growth-Promoting Rhizobacteria (PGPR) With Plant Roots Toward Enhancing Plant Productivity by Alleviating Salinity Stress. *Front. Microbiol.* **2020**, *11*, doi:10.3389/fmicb.2020.01952.
36. Ilangumaran, G.; Smith, D.L. Plant Growth Promoting Rhizobacteria in Amelioration of Salinity Stress: A Systems Biology Perspective. *Front. Plant Sci.* **2017**, *8*, doi:10.3389/fpls.2017.01768.
37. Kour, D.; Rana, K.L.; Sheikh, I.; Kumar, V.; Yadav, A.N.; Dhaliwal, H.S.; Saxena, A.K. Alleviation of Drought Stress and Plant Growth Promotion by *Pseudomonas Libanensis* EU-LWNA-33, a Drought-Adaptive Phosphorus-Solubilizing Bacterium. *Proc. Natl. Acad. Sci., India, Sect. B Biol. Sci.* **2020**, *90*, 785–795, doi:10.1007/s40011-019-01151-4.
38. Jochum, M.D.; McWilliams, K.L.; Borrego, E.J.; Kolomiets, M.V.; Niu, G.; Pierson, E.A.; Jo, Y.-K. Bioprospecting Plant Growth-Promoting Rhizobacteria That Mitigate Drought Stress in Grasses. *Front. Microbiol.* **2019**, *10*, doi:10.3389/fmicb.2019.02106.
39. Vurukonda, S.S.K.P.; Vardharajula, S.; Shrivastava, M.; SkZ, A. Enhancement of Drought Stress Tolerance in Crops by Plant Growth Promoting Rhizobacteria. *Microbiological Research* **2016**, *184*, 13–24, doi:10.1016/j.micres.2015.12.003.
40. Nawaz, A.; Shahbaz, M.; Asadullah; Imran, A.; Marghoob, M.U.; Imtiaz, M.; Mubeen, F. Potential of Salt Tolerant PGPR in Growth and Yield Augmentation of Wheat (*Triticum Aestivum* L.) Under Saline Conditions. *Front. Microbiol.* **2020**, *11*, doi:10.3389/fmicb.2020.02019.
41. Abbas, R.; Rasul, S.; Aslam, K.; Baber, M.; Shahid, M.; Mubeen, F.; Naqqash, T. Halotolerant PGPR: A Hope for Cultivation of Saline Soils. *Journal of King Saud University - Science* **2019**, *31*, 1195–1201, doi:10.1016/j.jksus.2019.02.019.
42. Dehghani Bidgoli, R.; Azarnezhad, N.; Akhbari, M.; Ghorbani, M. Salinity Stress and PGPR Effects on Essential Oil Changes in *Rosmarinus Officinalis* L. *Agriculture & Food Security* **2019**, *8*, 2, doi:10.1186/s40066-018-0246-5.
43. Goswami, M.; Deka, S. Plant Growth-Promoting Rhizobacteria—Alleviators of Abiotic Stresses in Soil: A Review. *Pedosphere* **2020**, *30*, 40–61, doi:10.1016/S1002-0160(19)60839-8.
44. Numan, M.; Bashir, S.; Khan, Y.; Mumtaz, R.; Shinwari, Z.K.; Khan, A.L.; Khan, A.; AL-Harrasi, A. Plant Growth Promoting Bacteria as an Alternative Strategy for Salt Tolerance in Plants: A Review. *Microbiological Research* **2018**, *209*, 21–32, doi:10.1016/j.micres.2018.02.003.
45. García-López, J.V.; Redondo-Gómez, S.; Flores-Duarte, N.J.; Zunzunegui, M.; Rodríguez-Llorente, I.D.; Pajuelo, E.; Mateos-Naranjo, E. Exploring through the Use of Physiological and Isotopic Techniques the Potential of a PGPR-Based Biofertilizer to Improve Nitrogen Fertilization Practices Efficiency in Strawberry Cultivation. *Front. Plant Sci.* **2023**, *14*, doi:10.3389/fpls.2023.1243509.

46. Zhang, T.; Jian, Q.; Yao, X.; Guan, L.; Li, L.; Liu, F.; Zhang, C.; Li, D.; Tang, H.; Lu, L. Plant Growth-Promoting Rhizobacteria (PGPR) Improve the Growth and Quality of Several Crops. *Heliyon* **2024**, *10*, e31553, doi:10.1016/j.heliyon.2024.e31553.
47. Aloo, B.N.; Tripathi, V.; Makumba, B.A.; Mbega, E.R. Plant Growth-Promoting Rhizobacterial Biofertilizers for Crop Production: The Past, Present, and Future. *Front. Plant Sci.* **2022**, *13*, doi:10.3389/fpls.2022.1002448.
48. Kumar, M.; Giri, V.P.; Pandey, S.; Gupta, A.; Patel, M.K.; Bajpai, A.B.; Jenkins, S.; Siddique, K.H.M. Plant-Growth-Promoting Rhizobacteria Emerging as an Effective Bioinoculant to Improve the Growth, Production, and Stress Tolerance of Vegetable Crops. *Int J Mol Sci* **2021**, *22*, 12245, doi:10.3390/ijms222212245.
49. Mahmood, A.; Turgay, O.C.; Farooq, M.; Hayat, R. Seed Biopriming with Plant Growth Promoting Rhizobacteria: A Review. *FEMS Microbiology Ecology* **2016**, *92*, fiw112, doi:10.1093/femsec/fiw112.
50. Romero-Estonillo, M.; Ramos-Castro, J.; San Miguel del Río, Y.; Rodríguez-Garrido, B.; Prieto-Fernández, Á.; Kidd, P.S.; Monterroso, C. Soil Amendment and Rhizobacterial Inoculation Improved Cu Phytostabilization, Plant Growth and Microbial Activity in a Bench-Scale Experiment. *Front. Microbiol.* **2023**, *14*, doi:10.3389/fmicb.2023.1184070.
51. Ikiz, B.; Dasgan, H.Y.; Gruda, N.S. Utilizing the Power of Plant Growth Promoting Rhizobacteria on Reducing Mineral Fertilizer, Improved Yield, and Nutritional Quality of Batavia Lettuce in a Floating Culture. *Sci Rep* **2024**, *14*, 1616, doi:10.1038/s41598-024-51818-w.
52. Samain, E.; Duclercq, J.; Ait Barka, E.; Eickermann, M.; Ernenwein, C.; Mazoyon, C.; Sarazin, V.; Dubois, F.; Aussenac, T.; Selim, S. PGPR-Soil Microbial Communities' Interactions and Their Influence on Wheat Growth Promotion and Resistance Induction against *Mycosphaerella Graminicola*. *Biology (Basel)* **2023**, *12*, 1416, doi:10.3390/biology12111416.
53. Haskett, T.L.; Tkacz, A.; Poole, P.S. Engineering Rhizobacteria for Sustainable Agriculture. *ISME J* **2021**, *15*, 949–964, doi:10.1038/s41396-020-00835-4.
54. Thakur, R.; Dhar, H.; July 2024, S.M. PGPR Strategies for Climate-Resilient Agriculture Available online: <https://www.the-microbiologist.com/features/pgpr-strategies-for-climate-resilient-agriculture/3389>.article (accessed on 25 August 2024).
55. Agbodjato, N.A.; Babalola, O.O. Promoting Sustainable Agriculture by Exploiting Plant Growth-Promoting Rhizobacteria (PGPR) to Improve Maize and Cowpea Crops. *PeerJ* **2024**, *12*, e16836, doi:10.7717/peerj.16836.
56. Singh, A.; Yadav, V.K.; Chundawat, R.S.; Soltane, R.; Awwad, N.S.; Ibrahim, H.A.; Yadav, K.K.; Vicas, S.I. Enhancing Plant Growth Promoting Rhizobacterial Activities through Consortium Exposure: A Review. *Front. Bioeng. Biotechnol.* **2023**, *11*, doi:10.3389/fbioe.2023.1099999.
57. Barratt, B.I.P.; Moran, V.C.; Bigler, F.; van Lenteren, J.C. The Status of Biological Control and Recommendations for Improving Uptake for the Future. *BioControl* **2018**, *63*, 155–167, doi:10.1007/s10526-017-9831-y.
58. Begum, M.; Lees, E.; Ampt, P.; Mansfield, S. Development of Australian Commercial Producers of Invertebrate Biological Control Agents from 1971 to 2014. *BioControl* **2017**, *62*, 525–533, doi:10.1007/s10526-017-9822-z.
59. Bashan, Y.; de-Bashan, L.E.; Prabhu, S.R.; Hernandez, J.-P. Advances in Plant Growth-Promoting Bacterial Inoculant Technology: Formulations and Practical Perspectives (1998–2013). *Plant Soil* **2014**, *378*, 1–33, doi:10.1007/s11104-013-1956-x.
60. Heimpel, G.E.; Yang, Y.; Hill, J.D.; Ragsdale, D.W. Environmental Consequences of Invasive Species: Greenhouse Gas Emissions of Insecticide Use and the Role of Biological Control in Reducing Emissions. *PLOS ONE* **2013**, *8*, e72293, doi:10.1371/journal.pone.0072293.
61. Balla, A.; Silini, A.; Cherif-Silini, H.; Chenari Bouket, A.; Alenezi, F.N.; Belbahri, L. Recent Advances in Encapsulation Techniques of Plant Growth-Promoting Microorganisms and Their Prospects in the Sustainable Agriculture. *Applied Sciences* **2022**, *12*, 9020, doi:10.3390/app12189020.
62. Ravichandran, M.; Samiappan, S.C.; Rangaraj, S.; Murugan, K.; Al-Dhabi, N.A.; Karuppiiah, P. Chapter 13 - Nanoemulsion Formulations with Plant Growth Promoting Rhizobacteria (PGPR) for Sustainable Agriculture. In *Bio-Based Nanoemulsions for Agri-Food Applications*; Abd-Elsalam, K.A., Murugan, K., Eds.; Nanobiotechnology for Plant Protection; Elsevier, 2022; pp. 207–223 ISBN 978-0-323-89846-1.
63. Pour, M.M.; Saberi-Riseh, R.; Mohammadinejad, R.; Hosseini, A. Nano-Encapsulation of Plant Growth-Promoting Rhizobacteria and Their Metabolites Using Alginate-Silica Nanoparticles and Carbon Nanotube Improves UCB1 Pistachio Micropropagation. *Journal of Microbiology and Biotechnology* **2019**, *29*, 1096–1103, doi:10.4014/jmb.1903.03022.
64. Pour, M.M.; Riseh, R.S.; Ranjbar-Karimi, R.; Hassanisaadi, M.; Rahdar, A.; Baino, F. Microencapsulation of *Bacillus velezensis* Using Alginate-Gum Polymers Enriched with TiO₂ and SiO₂ Nanoparticles. *Micromachines* **2022**, *13*, 1423, doi:10.3390/mi13091423.
65. Yang, K.; Wang, Q.; Wang, Y.; Li, S.; Gu, Y.; Gao, N.; Zhang, F.; Lei, P.; Wang, R.; Xu, H. Poly(γ -Glutamic Acid) Nanocoating To Enhance the Viability of *Pseudomonas Stutzeri* NRCB010 through Cell Surface Engineering. *ACS Appl. Mater. Interfaces* **2021**, *13*, 39957–39966, doi:10.1021/acsami.1c12538.

66. Fahde, S.; Boughribil, S.; Sijilmassi, B.; Amri, A. Rhizobia: A Promising Source of Plant Growth-Promoting Molecules and Their Non-Legume Interactions: Examining Applications and Mechanisms. *Agriculture* **2023**, *13*, 1279, doi:10.3390/agriculture13071279.
67. Chieb, M.; Gachomo, E.W. The Role of Plant Growth Promoting Rhizobacteria in Plant Drought Stress Responses. *BMC Plant Biology* **2023**, *23*, 407, doi:10.1186/s12870-023-04403-8.
68. Paterson, J.; Jahanshah, G.; Li, Y.; Wang, Q.; Mehnaz, S.; Gross, H. The Contribution of Genome Mining Strategies to the Understanding of Active Principles of PGPR Strains. *FEMS Microbiology Ecology* **2017**, *93*, fiw249, doi:10.1093/femsec/fiw249.
69. Khan, M.; Ali, S.; Al Azzawi, T.N.I.; Saqib, S.; Ullah, F.; Ayaz, A.; Zaman, W. The Key Roles of ROS and RNS as a Signaling Molecule in Plant–Microbe Interactions. *Antioxidants* **2023**, *12*, 268, doi:10.3390/antiox12020268.
70. Yao, K.; Wang, Y.; Li, X.; Ji, H. Genome-Wide Identification of the Soybean LysM-RLK Family Genes and Its Nitrogen Response. *International Journal of Molecular Sciences* **2023**, *24*, 13621, doi:10.3390/ijms241713621.
71. Agrawal, R.; Satlewal, A.; Varma, A. Characterization of Plant Growth-Promoting Rhizobacteria (PGPR): A Perspective of Conventional Versus Recent Techniques. In *Heavy Metal Contamination of Soils: Monitoring and Remediation*; Sherameti, I., Varma, A., Eds.; Springer International Publishing: Cham, 2015; pp. 471–485 ISBN 978-3-319-14526-6.
72. Stassinios, P.M.; Rossi, M.; Borromeo, I.; Capo, C.; Beninati, S.; Forni, C. Amelioration of Salt Stress Tolerance in Rapeseed (*Brassica Napus*) Cultivars by Seed Inoculation with *Arthrobacter Globiformis*. *Plant Biosystems - An International Journal Dealing with all Aspects of Plant Biology* **2022**, *156*, 370–383, doi:10.1080/11263504.2020.1857872.
73. Ultanbekova, G.; Mukhatayeva, K.; Mamytova, N.; Kanalbek, G.; Kazizmurat, M. Isolation and Selection of Nodulating Bacteria from the Rhizosphere of Legume (*Mash - Vigna Radiata*) and Bean (*Phaseolus Lunatus*) Plants and to Enhance Specific Properties through Induced Mutagenesis Methods. *BIO Web Conf.* **2024**, *100*, 02033, doi:10.1051/bioconf/202410002033.
74. Sun, Y.; Sun, P.; Xue, J.; Du, Y.; Yan, H.; Wang, L.; Yi, X.; Sun, J.; Zhang, X.; Gao, J. *Arthrobacter Wenxiniae* Sp. Nov., a Novel Plant Growth-Promoting Rhizobacteria Species Harboring a Carotenoids Biosynthetic Gene Cluster. *Antonie van Leeuwenhoek* **2022**, *115*, 353–364, doi:10.1007/s10482-021-01701-9.
75. Spaepen, S.; Bossuyt, S.; Engelen, K.; Marchal, K.; Vanderleyden, J. Phenotypical and Molecular Responses of *Arabidopsis Thaliana* Roots as a Result of Inoculation with the Auxin-Producing Bacterium *Azospirillum Brasilense*. *New Phytologist* **2014**, *201*, 850–861.
76. El-Ballat, E.M.; Elsilik, S.E.; Ali, H.M.; Ali, H.E.; Hano, C.; El-Esawi, M.A. Metal-Resistant PGPR Strain *Azospirillum Brasilense* EMCC1454 Enhances Growth and Chromium Stress Tolerance of Chickpea (*Cicer Arietinum* L.) by Modulating Redox Potential, Osmolytes, Antioxidants, and Stress-Related Gene Expression. *Plants* **2023**, *12*, 2110, doi:10.3390/plants12112110.
77. Abdel Latef, A.A.H.; Abu Alhmad, M.F.; Kordrostami, M.; Abo-Baker, A.-B.A.-E.; Zakir, A. Inoculation with *Azospirillum Lipoferum* or *Azotobacter Chroococcum* Reinforces Maize Growth by Improving Physiological Activities Under Saline Conditions. *J Plant Growth Regul* **2020**, *39*, 1293–1306, doi:10.1007/s00344-020-10065-9.
78. Abdel Latef, A.A.H.; Omer, A.M.; Badawy, A.A.; Osman, M.S.; Ragaey, M.M. Strategy of Salt Tolerance and Interactive Impact of *Azotobacter Chroococcum* and/or *Alcaligenes Faecalis* Inoculation on Canola (*Brassica Napus* L.) Plants Grown in Saline Soil. *Plants* **2021**, *10*, 110, doi:10.3390/plants10010110.
79. Zalila-Kolsi, I.; Ben-Mahmoud, A.; Al-Barazie, R. *Bacillus Amyloliquefaciens*: Harnessing Its Potential for Industrial, Medical, and Agricultural Applications—A Comprehensive Review. *Microorganisms* **2023**, *11*, 2215, doi:10.3390/microorganisms11092215.
80. Qi, H.-Y.; Wang, D.; Han, D.; Song, J.; Ali, M.; Dai, X.-F.; Zhang, X.-J.; Chen, J.-Y. Unlocking Antagonistic Potential of *Bacillus Amyloliquefaciens* KRS005 to Control Gray Mold. *Frontiers in Microbiology* **2023**, *14*, doi:10.3389/fmicb.2023.1189354.
81. Luo, Z.; Yan, Y.; Du, S.; Zhu, Y.; Pan, F.; Wang, R.; Xu, Z.; Xu, X.; Li, S.; Xu, H. Recent Advances and Prospects of *Bacillus Amyloliquefaciens* as Microbial Cell Factories: From Rational Design to Industrial Applications. *Critical Reviews in Biotechnology* **2023**, *43*, 1073–1091, doi:10.1080/07388551.2022.2095499.
82. Xu, F.; Liao, H.; Zhang, Y.; Yao, M.; Liu, J.; Sun, L.; Zhang, X.; Yang, J.; Wang, K.; Wang, X.; et al. Coordination of Root Auxin with the Fungus *Piriformospora Indica* and Bacterium *Bacillus Cereus* Enhances Rice Rhizosphere Formation under Soil Drying. *ISME J* **2021**, 1–11, doi:10.1038/s41396-021-01133-3.
83. Yu, S.; Yu, P.; Wang, J.; Li, C.; Guo, H.; Liu, C.; Kong, L.; Yu, L.; Wu, S.; Lei, T.; et al. A Study on Prevalence and Characterization of *Bacillus Cereus* in Ready-to-Eat Foods in China. *Front. Microbiol.* **2020**, *10*, doi:10.3389/fmicb.2019.03043.
84. Kulkova, I.; Dobrzyński, J.; Kowalczyk, P.; Bełżeczki, G.; Kramkowski, K. Plant Growth Promotion Using *Bacillus Cereus*. *International Journal of Molecular Sciences* **2023**, *24*, 9759, doi:10.3390/ijms24119759.

85. Zhou, C.; Zhu, J.; Qian, N.; Guo, J.; Yan, C. *Bacillus Subtilis* SL18r Induces Tomato Resistance Against *Botrytis Cinerea*, Involving Activation of Long Non-Coding RNA, MSTRG18363, to Decoy miR1918. *Front. Plant Sci.* **2021**, *11*, 634819, doi:10.3389/fpls.2020.634819.
86. Tian, T.; Sun, B.; Shi, H.; Gao, T.; He, Y.; Li, Y.; Liu, Y.; Li, X.; Zhang, L.; Li, S.; et al. Sucrose Triggers a Novel Signaling Cascade Promoting *Bacillus Subtilis* Rhizosphere Colonization. *ISME J* **2021**, *15*, 2723–2737, doi:10.1038/s41396-021-00966-2.
87. Pohare, M.B.; Wagh, S.G.; Udayasuriyan, V. *Bacillus Thuringiensis* as Potential Biocontrol Agent for Sustainable Agriculture. In *Current Trends in Microbial Biotechnology for Sustainable Agriculture*; Yadav, A.N., Singh, J., Singh, C., Yadav, N., Eds.; Environmental and Microbial Biotechnology; Springer: Singapore, 2021; pp. 439–468 ISBN 9789811569494.
88. Kahn, T.W.; Duck, N.B.; McCarville, M.T.; Schouten, L.C.; Schweri, K.; Zaitseva, J.; Daum, J. A *Bacillus Thuringiensis* Cry Protein Controls Soybean Cyst Nematode in Transgenic Soybean Plants. *Nat Commun* **2021**, *12*, 3380, doi:10.1038/s41467-021-23743-3.
89. Malik, L.; Sanaullah, M.; Mahmood, F.; Hussain, S.; Shahzad, T. Co-Application of Biochar and Salt Tolerant PGPR to Improve Soil Quality and Wheat Production in a Naturally Saline Soil. *Rhizosphere* **2024**, *29*, 100849, doi:10.1016/j.rhisph.2024.100849.
90. de Almeida, J.R.; Bonatelli, M.L.; Batista, B.D.; Teixeira-Silva, N.S.; Mondin, M.; dos Santos, R.C.; Bento, J.M.S.; de Almeida Hayashibara, C.A.; Azevedo, J.L.; Quecine, M.C. RZ2MS9, a Tropical Plant Growth-Promoting Rhizobacterium, Colonizes Maize Endophytically and Alters the Plant's Production of Volatile Organic Compounds during Co-Inoculation with Ab-V5. *Environmental Microbiology Reports* **2021**, *13*, 812–821, doi:10.1111/1758-2229.13004.
91. Madala, N.E.; Molinaro, A.; Dubery, I.A. Distinct Carbohydrate and Lipid-Based Molecular Patterns within Lipopolysaccharides from *Burkholderia Cepacia* Contribute to Defense-Associated Differential Gene Expression in *Arabidopsis Thaliana*. *Innate immunity* **2012**, *18*, 140–154.
92. Heo, A.Y.; Koo, Y.M.; Choi, H.W. Biological Control Activity of Plant Growth Promoting Rhizobacteria *Burkholderia Contaminans* AY001 against Tomato Fusarium Wilt and Bacterial Speck Diseases. *Biology* **2022**, *11*, 619, doi:10.3390/biology11040619.
93. Pramanik, K.; Mitra, S.; Sarkar, A.; Maiti, T.K. Alleviation of Phytotoxic Effects of Cadmium on Rice Seedlings by Cadmium Resistant PGPR Strain *Enterobacter Aerogenes* MCC 3092. *Journal of Hazardous Materials* **2018**, *351*, 317–329, doi:10.1016/j.jhazmat.2018.03.009.
94. Yue, H.; Sun, S.; Wang, R.; Ma, X.; Shen, S.; Luo, Y.; Ma, X.; Wu, T.; Li, S.; Yang, Z.; et al. Study on the Mechanism of Salt Relief and Growth Promotion of *Enterobacter Cloacae* on Cotton. *BMC Plant Biol* **2023**, *23*, 656, doi:10.1186/s12870-023-04641-w.
95. Seo, H.; Kim, J.H.; Lee, S.-M.; Lee, S.-W. The Plant-Associated Flavobacterium: A Hidden Helper for Improving Plant Health. *Plant Pathol J* **2024**, *40*, 251–260, doi:10.5423/PPJ.RW.01.2024.0019.
96. Kraut-Cohen, J.; Shapiro, O.H.; Dror, B.; Cytryn, E. Pectin Induced Colony Expansion of Soil-Derived Flavobacterium Strains. *Front. Microbiol.* **2021**, *12*, doi:10.3389/fmicb.2021.651891.
97. Sommer, A.; Wenig, M.; Knappe, C.; Kublik, S.; Foessel, B.U.; Schlöter, M.; Vlot, A.C. A Salicylic Acid-Associated Plant-Microbe Interaction Attracts Beneficial Flavobacterium Sp. to the *Arabidopsis Thaliana* Phyllosphere. *Physiologia Plantarum* **2024**, *176*, e14483, doi:10.1111/ppl.14483.
98. Pramanik, K.; Mitra, S.; Sarkar, A.; Soren, T.; Maiti, T.K. Characterization of Cadmium-Resistant *Klebsiella Pneumoniae* MCC 3091 Promoted Rice Seedling Growth by Alleviating Phytotoxicity of Cadmium. *Environ Sci Pollut Res* **2017**, *24*, 24419–24437, doi:10.1007/s11356-017-0033-z.
99. Kusale, S.P.; Attar, Y.C.; Sayyed, R.Z.; Malek, R.A.; Ilyas, N.; Suriani, N.L.; Khan, N.; El Enshasy, H.A. Production of Plant Beneficial and Antioxidants Metabolites by *Klebsiellavariicola* under Salinity Stress. *Molecules* **2021**, *26*, 1894, doi:10.3390/molecules26071894.
100. Dubey, A.; Kumar, A.; Khan, M.L.; Payasi, D.K. Plant Growth-Promoting and Bio-Control Activity of *Micrococcus Luteus* Strain AKAD 3-5 Isolated from the Soybean (*Glycine Max* (L.) Merr.) Rhizosphere., doi:10.2174/1874285802115010188.
101. Badawy, I.H.; Hmed, A.A.; Sofy, M.R.; Al-Mokadem, A.Z. Alleviation of Cadmium and Nickel Toxicity and Phyto-Stimulation of Tomato Plant L. by Endophytic *Micrococcus Luteus* and *Enterobacter Cloacae*. *Plants* **2022**, *11*, 2018, doi:10.3390/plants11152018.
102. Kabiraj, A.; Halder, U.; Chitkineni, A.; Varshney, R.K.; Bandopadhyay, R. Insight into the Genome of an Arsenic Loving and Plant Growth-Promoting Strain of *Micrococcus Luteus* Isolated from Arsenic Contaminated Groundwater. *Environ Sci Pollut Res* **2024**, *31*, 39063–39076, doi:10.1007/s11356-023-30361-7.
103. Abdel Latef, A.A.H.; Zaid, A.; Abo-Baker, A.-B.A.-E.; Salem, W.; Abu Alhmad, M.F. Mitigation of Copper Stress in Maize by Inoculation with *Paenibacillus Polymyxa* and *Bacillus Circulans*. *Plants* **2020**, *9*, 1513, doi:10.3390/plants9111513.
104. E, Y.; Yuan, J.; Yang, F.; Wang, L.; Ma, J.; Li, J.; Pu, X.; Raza, W.; Huang, Q.; Shen, Q. PGPR Strain *Paenibacillus Polymyxa* SQR-21 Potentially Benefits Watermelon Growth by Re-Shaping Root Protein Expression. *AMB Expr* **2017**, *7*, 104, doi:10.1186/s13568-017-0403-4.

105. Langendries, S.; Goormachtig, S. , A Jack of All Trades. *Environmental Microbiology* **2021**, *23*, 5659–5669, doi:10.1111/1462-2920.15450.
106. Liu, H.; Li, Y.; Ge, K.; Du, B.; Liu, K.; Wang, C.; Ding, Y. Interactional Mechanisms of *Paenibacillus Polymyxa* SC2 and Pepper (*Capsicum Annuum* L.) Suggested by Transcriptomics. *BMC Microbiol* **2021**, *21*, 70, doi:10.1186/s12866-021-02132-2.
107. Paulsen, I.T.; Press, C.M.; Ravel, J.; Kobayashi, D.Y.; Myers, G.S.A.; Mavrodi, D.V.; DeBoy, R.T.; Seshadri, R.; Ren, Q.; Madupu, R.; et al. Complete Genome Sequence of the Plant Commensal *Pseudomonas Fluorescens* Pf-5. *Nat. Biotechnol.* **2005**, *23*, 873–878, doi:10.1038/nbt1110.
108. Nguyen, N.H.; Trotel-Aziz, P.; Villaume, S.; Rabenoelina, F.; Schwarzenberg, A.; Nguema-Ona, E.; Clément, C.; Baillieul, F.; Aziz, A. *Bacillus Subtilis* and *Pseudomonas Fluorescens* Trigger Common and Distinct Systemic Immune Responses in *Arabidopsis Thaliana* Depending on the Pathogen Lifestyle. *Vaccines* **2020**, *8*, 503, doi:10.3390/vaccines8030503.
109. Costa-Gutierrez, S.B.; Adler, C.; Espinosa-Urgel, M.; de Cristóbal, R.E. *Pseudomonas Putida* and Its Close Relatives: Mixing and Mastering the Perfect Tune for Plants. *Appl Microbiol Biotechnol* **2022**, *106*, 3351–3367, doi:10.1007/s00253-022-11881-7.
110. Vives-Peris, V.; Gómez-Cadenas, A.; Pérez-Clemente, R.M. Salt Stress Alleviation in Citrus Plants by Plant Growth-Promoting Rhizobacteria *Pseudomonas Putida* and *Novosphingobium* Sp. *Plant Cell Rep* **2018**, *37*, 1557–1569, doi:10.1007/s00299-018-2328-z.
111. Sun, X.; Xu, Z.; Xie, J.; Hesselberg-Thomsen, V.; Tan, T.; Zheng, D.; Strube, M.L.; Dragoš, A.; Shen, Q.; Zhang, R.; et al. *Bacillus Velezensis* Stimulates Resident Rhizosphere *Pseudomonas Stutzeri* for Plant Health through Metabolic Interactions. *ISME J* **2021**, 1–14, doi:10.1038/s41396-021-01125-3.
112. Lami, M.J.; Adler, C.; Caram-Di Santo, M.C.; Zenoff, A.M.; de Cristóbal, R.E.; Espinosa-Urgel, M.; Vincent, P.A. *Pseudomonas Stutzeri* MJL19, a Rhizosphere-colonizing Bacterium That Promotes Plant Growth under Saline Stress. *Journal of Applied Microbiology* **2020**, *129*, 1321–1336, doi:10.1111/jam.14692.
113. Ahmad, A.; Mushtaq, Z.; Nazir, A.; Jaffar, M.T.; Asghar, H.N.; Alzuaib, F.M.; Alasmari, A.; Alqurashi, M. Growth Response of Cowpea (*Vigna Unguiculata* L.) Exposed to *Pseudomonas Fluorescens*, *Pseudomonas Stutzeri*, and *Pseudomonas Gessardii* in Lead Contaminated Soil. *Plant Stress* **2023**, *10*, 100259, doi:10.1016/j.stress.2023.100259.
114. Jiang, S.; Li, J.; Wang, Q.; Yin, C.; Zhan, Y.; Yan, Y.; Lin, M.; Ke, X. Maize Growth Promotion by Inoculation with an Engineered Ammonium-Excreting Strain of Nitrogen-Fixing *Pseudomonasstutzeri*. *Microorganisms* **2022**, *10*, 1986, doi:10.3390/microorganisms10101986.
115. Ma, W.; Guinel, F.C.; Glick, B.R. Rhizobium Leguminosarum Biovar Viciae 1-Aminocyclopropane-1-Carboxylate Deaminase Promotes Nodulation of Pea Plants. *Appl Environ Microbiol* **2003**, *69*, 4396–4402, doi:10.1128/aem.69.8.4396-4402.2003.
116. Yadav, J.; Verma, J.P. Effect of Seed Inoculation with Indigenous *Rhizobium* and Plant Growth Promoting Rhizobacteria on Nutrients Uptake and Yields of Chickpea (*Cicer Arietinum* L.). *European Journal of Soil Biology* **2014**, *63*, 70–77, doi:10.1016/j.ejsobi.2014.05.001.
117. Zahir, Z.A.; Zafar-ul-Hye, M.; Sajjad, S.; Naveed, M. Comparative Effectiveness of *Pseudomonas* and *Serratia* Sp. Containing ACC-Deaminase for Coinoculation with *Rhizobium Leguminosarum* to Improve Growth, Nodulation, and Yield of Lentil. *Biol Fertil Soils* **2011**, *47*, 457–465, doi:10.1007/s00374-011-0551-7.
118. Suárez-Moreno, Z.R.; Vinchira-Villarraga, D.M.; Vergara-Morales, D.I.; Castellanos, L.; Ramos, F.A.; Guarnaccia, C.; Degrassi, G.; Venturi, V.; Moreno-Sarmiento, N. Plant-Growth Promotion and Biocontrol Properties of Three *Streptomyces* Spp. Isolates to Control Bacterial Rice Pathogens. *Front. Microbiol.* **2019**, *10*, doi:10.3389/fmicb.2019.00290.
119. Olanrewaju, O.S.; Babalola, O.O. *Streptomyces*: Implications and Interactions in Plant Growth Promotion. *Appl Microbiol Biotechnol* **2019**, *103*, 1179–1188, doi:10.1007/s00253-018-09577-y.
120. Dev, A.S.R.; Harish, S.; Karthikeyan, G.; Nivedha, M.; Sangeetha, C. Consortia of *Streptomyces* Spp. Triggers Defense/PAMP Genes during the Interaction of Groundnut Bud Necrosis Orthotospovirus in Tomato. *3 Biotech* **2024**, *14*, 196, doi:10.1007/s13205-024-04030-6.
121. Lu, L.; Liu, N.; Fan, Z.; Liu, M.; Zhang, X.; Tian, J.; Yu, Y.; Lin, H.; Huang, Y.; Kong, Z. A Novel PGPR Strain, *Streptomyces Lasalocidi* JCM 3373T, Alleviates Salt Stress and Shapes Root Architecture in Soybean by Secreting Indole-3-Carboxaldehyde. *Plant, Cell & Environment* **2024**, *47*, 1941–1956, doi:10.1111/pce.14847.
122. Wang, M.; Xue, J.; Ma, J.; Feng, X.; Ying, H.; Xu, H. *Streptomyces Lydicus* M01 Regulates Soil Microbial Community and Alleviates Foliar Disease Caused by *Alternaria Alternata* on Cucumbers. *Front. Microbiol.* **2020**, *11*, doi:10.3389/fmicb.2020.00942.
123. Devi, S.; Sharma, M.; Manhas, R.K. Investigating the Plant Growth Promoting and Biocontrol Potentiality of Endophytic *Streptomyces* SP. SP5 against Early Blight in *Solanum Lycopersicum* Seedlings. *BMC Microbiol* **2022**, *22*, 285, doi:10.1186/s12866-022-02695-8.

124. Antar, M.; Gopal, P.; Msimbira, L.A.; Naamala, J.; Nazari, M.; Overbeek, W.; Backer, R.; Smith, D.L. Inter-Organismal Signaling in the Rhizosphere. In *Rhizosphere Biology: Interactions Between Microbes and Plants*; Gupta, V.V.S.R., Sharma, A.K., Eds.; Springer: Singapore, 2021; pp. 255–293 ISBN 9789811561252.
125. Backer, R.; Rokem, J.S.; Ilangumaran, G.; Lamont, J.; Praslickova, D.; Ricci, E.; Subramanian, S.; Smith, D.L. Plant Growth-Promoting Rhizobacteria: Context, Mechanisms of Action, and Roadmap to Commercialization of Biostimulants for Sustainable Agriculture. *Front. Plant Sci.* **2018**, *9*, doi:10.3389/fpls.2018.01473.
126. Leontidou, K.; Genitsaris, S.; Papadopoulou, A.; Kamou, N.; Bosmali, I.; Matsi, T.; Madesis, P.; Vokou, D.; Karamanoli, K.; Mellidou, I. Plant Growth Promoting Rhizobacteria Isolated from Halophytes and Drought-Tolerant Plants: Genomic Characterisation and Exploration of Phyto-Beneficial Traits. *Sci Rep* **2020**, *10*, 14857, doi:10.1038/s41598-020-71652-0.
127. Kumar, A.; Patel, J.S.; Meena, V.S.; Ramteke, P.W. Plant Growth-Promoting Rhizobacteria: Strategies to Improve Abiotic Stresses under Sustainable Agriculture. *Journal of Plant Nutrition* **2019**, *42*, 1402–1415, doi:10.1080/01904167.2019.1616757.
128. Campos, E.V.R.; Pereira, A.D.E.S.; Aleksieienko, I.; Do Carmo, G.C.; Gohari, G.; Santaella, C.; Fraceto, L.F.; Oliveira, H.C. Encapsulated Plant Growth Regulators and Associative Microorganisms: Nature-Based Solutions to Mitigate the Effects of Climate Change on Plants. *Plant Science* **2023**, *331*, 111688, doi:10.1016/j.plantsci.2023.111688.
129. Akhtar, N.; Ilyas, N.; Meraj, T.A.; Pour-Aboughadareh, A.; Sayyed, R.Z.; Mashwani, Z.-R.; Pocai, P. Improvement of Plant Responses by Nanobiofertilizer: A Step towards Sustainable Agriculture. *Nanomaterials* **2022**, *12*, 965, doi:10.3390/nano12060965.
130. Kim, K.; Song, I.-G.; Yoon, H.; Park, J.-W. Sub-Micron Microplastics Affect Nitrogen Cycling by Altering Microbial Abundance and Activities in a Soil-Legume System. *Journal of Hazardous Materials* **2023**, *460*, 132504, doi:10.1016/j.jhazmat.2023.132504.
131. Enebe, M.C.; Babalola, O.O. The Influence of Plant Growth-Promoting Rhizobacteria in Plant Tolerance to Abiotic Stress: A Survival Strategy. *Appl Microbiol Biotechnol* **2018**, *102*, 7821–7835, doi:10.1007/s00253-018-9214-z.
132. Fry, W.E. *Principles of Plant Disease Management*; Academic Press: Cambridge, MA, USA, 2012; ISBN 978-0-08-091830-3.
133. Saeed, Q.; Xiukang, W.; Haider, F.U.; Kučerik, J.; Mumtaz, M.Z.; Holatko, J.; Naseem, M.; Kintl, A.; Ejaz, M.; Naveed, M.; et al. Rhizosphere Bacteria in Plant Growth Promotion, Biocontrol, and Bioremediation of Contaminated Sites: A Comprehensive Review of Effects and Mechanisms. *Int J Mol Sci* **2021**, *22*, 10529, doi:10.3390/ijms221910529.

Disclaimer/Publisher's Note: The statements, opinions and data contained in all publications are solely those of the individual author(s) and contributor(s) and not of MDPI and/or the editor(s). MDPI and/or the editor(s) disclaim responsibility for any injury to people or property resulting from any ideas, methods, instructions or products referred to in the content.