

Supplemental Materials

Contrast -Average Level - Portraits excluding groups and family and friends.



Figure 15. Mean: 0.056, SD: 0.061, Range: 0.007 – 0.548. Critical years: Mean: 0.038; SD: is 0.018.

Fractal Dimension (ImageJ) -All Portraits



Figure 16. Mean: 1.601, SD: 0.163. Range: 1.16 – 1.946. Critical Years, Mean: 1.541, SD: 0.164.

Fractal Dimension: Group Portraits (ImageJ)

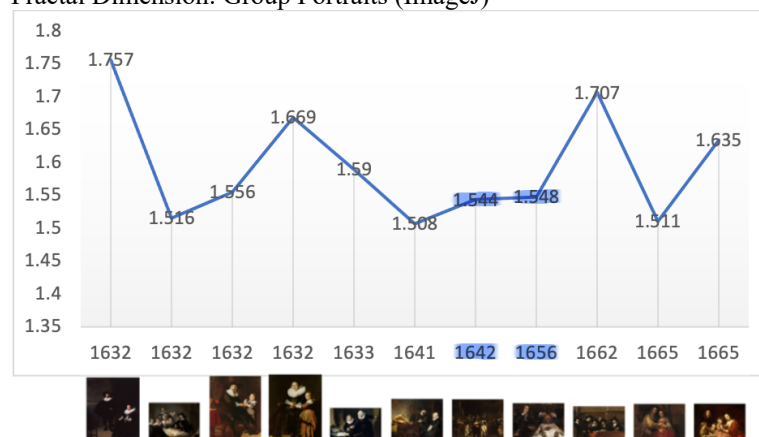


Figure 17. Mean: 1.595, SD: 0.085, Range: 1.508 – 1.757. Critical Years, Mean: 1.546, SD: 0.003

Fractal Dimension: Portraits of Family and Friends (ImageJ)

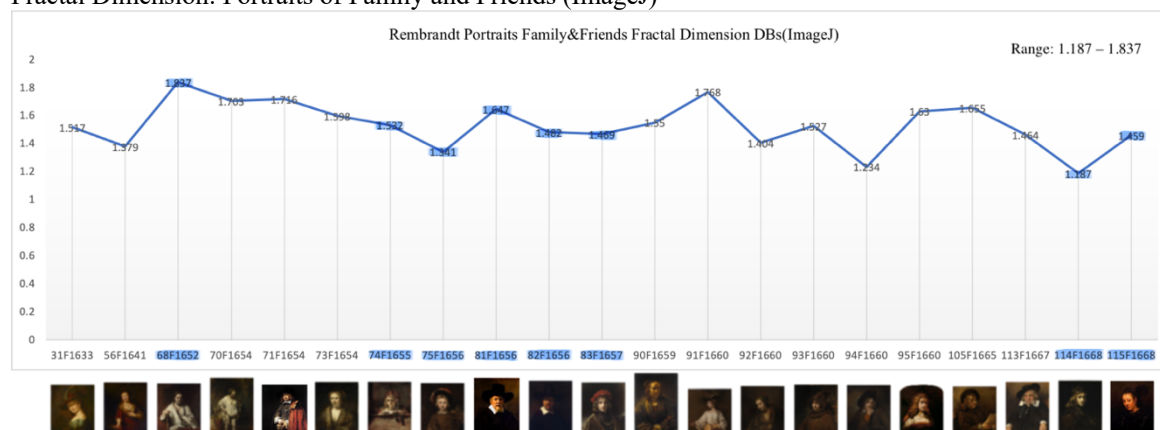


Figure 18. Mean: 1.529, SD: 0.167, Range: 1.187 – 1.837. Critical Years, Mean: 1.494, SD: 0.19

Fractal Dimension (ImageJ) Portraits excluding Groups and Family and Friends



Figure 19. Mean: 1.621, SD: 0.166, Range: 1.16 – 1.946. Critical Years, Mean: 1.560, SD: 0.169.

Fractal Dimension: All Portraits (RGB)



Figure 20. Mean: 2.52, SD: 0.309. Range: 1.706 – 3.146. Critical Years, Mean: 2.540, SD: 0.235.

Fractal Dimension Group Portraits (RGB)

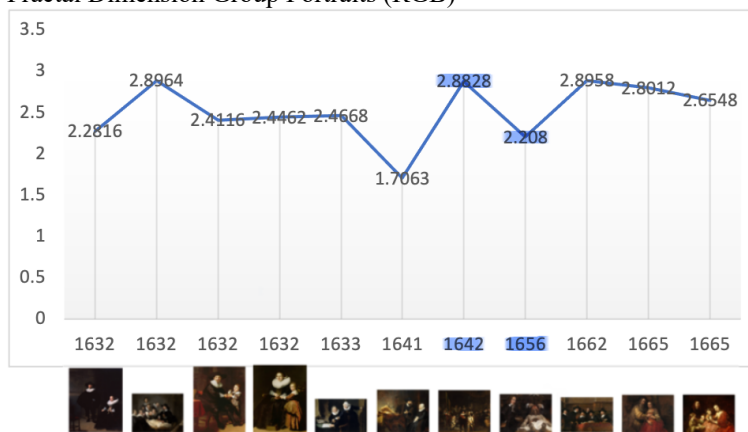


Figure 21. Mean: 2.514, SD: 0.367. Range: 1.706 – 2.896. Critical Years, Mean: 2.545, SD: 0.477.

Fractal Dimension (RGB): Portraits of Family and Friends (RGB)

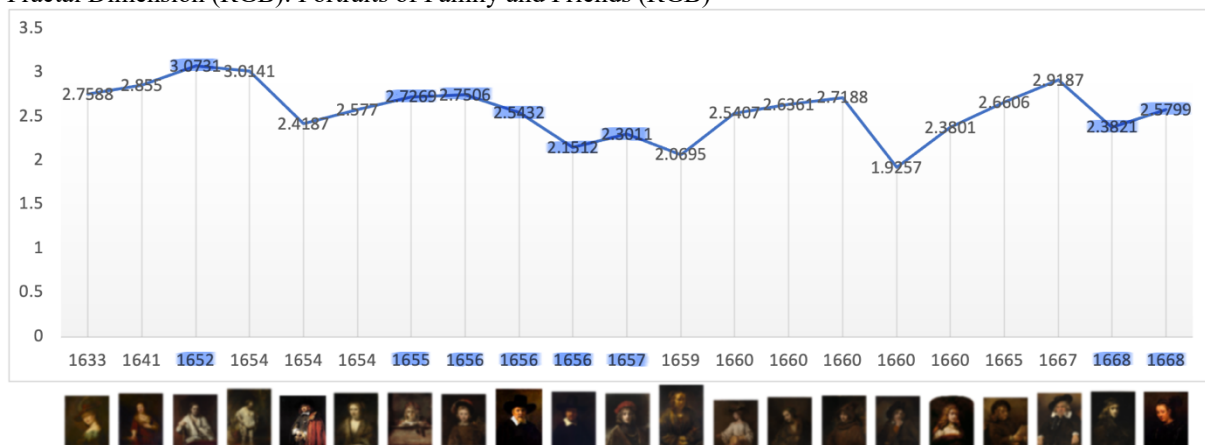


Figure 22. Mean: 2.571, SD: 0.299. Range: 1.926 – 3.073. Critical Years, Mean: 2.564, SD: 0.291.

Portraits excluding Groups and Family and Friends (RGB)

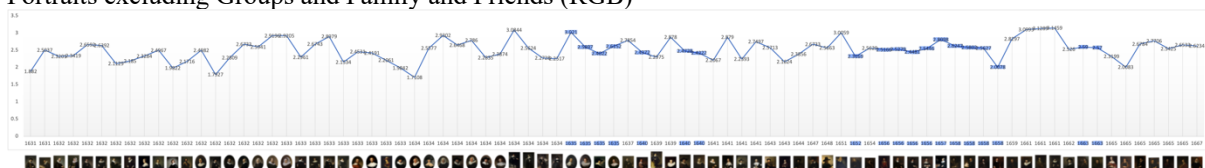


Figure 23. Mean: 2.509, SD: 0.306. Range: 1.711 – 3.146. Critical Years, Mean: 2.529, SD: 0.199