

Assessment and Optimization of the Insecticidal Properties of γ -Al₂O₃ Nanoparticles Derived from Mentha pulegium By-Products against Xylosandrus crassiusculus (Carob Beetle)

[Fatouma Mohamed Abdoul-Latif](#)^{*}, [Ayoub Ainane](#), Fatima-Ezzahra Eddabbeh, Khadija Oumaskour, [Jalludin Mohamed](#), [Ahmad Abu Arra](#), [Tarik Ainane](#)^{*}

Posted Date: 29 January 2024

doi: 10.20944/preprints202401.2018.v1

Keywords: γ -Al₂O₃ Nanoparticles; Insecticidal Properties; mechanical tests; Carob; wood Beetle; optimization.



Preprints.org is a free multidiscipline platform providing preprint service that is dedicated to making early versions of research outputs permanently available and citable. Preprints posted at Preprints.org appear in Web of Science, Crossref, Google Scholar, Scilit, Europe PMC.

Copyright: This is an open access article distributed under the Creative Commons Attribution License which permits unrestricted use, distribution, and reproduction in any medium, provided the original work is properly cited.

Article

Assessment and Optimization of the Insecticidal Properties of γ -Al₂O₃ Nanoparticles Derived from *Mentha pulegium* By-Products against *Xylosandrus crassiusculus* (Carob Beetle)

Fatouma Mohamed Abdoul-Latif ^{1,*}, Ayoub Ainane ², Fatima-Ezzahra Eddabbeh ², Khadija Oumaskour ², Jalludin Mohamed ¹, Ahmad Abu Arra ³ and Tarik Ainane ^{2,*}

¹ Medicinal Research Institute, Center for Studies and Research of Djibouti, IRM-CERD, Route de l'Aéroport, Haramous, Djibouti City P.O. Box 486, DjiboutiS.

² Superior School of Technology of Khenifra, University of Sultan Moulay Slimane, P.O. Box 170, Khenifra 54000, Morocco.

³ Civil Engineering Department, Yildiz Technical University, 34220 Istanbul, Türkiye

Abstract: This study concentrates on assessing the insecticidal attributes of γ -Al₂O₃ nanoparticles derived from remnants of *Mentha pulegium*, which include essential oil, ethanolic extract, and plant waste. The synthesis of γ -Al₂O₃ nanoparticles was executed via a direct sol-gel procedure, affirming the crystal structure through extensive physicochemical analyses such as UV-VIS, XRD, FTIR, and SEM. The evaluation of insecticidal activity in vitro was conducted against *Xylosandrus crassiusculus*, a pest that infests carob wood, utilizing strains from diverse forests in the Khenifra region, situated in the Moroccan Middle Atlas. The lethal doses 50 ranged from 40 mg/g to 68 mg/g, indicating moderate effectiveness compared to the commercial insecticide Permethrin. The optimization of the conditions for the efficiency of γ -Al₂O₃ nanoparticles was determined by experimental plans, revealing that time, humidity, and temperature were influential factors in the lethal dose 50 of these nanomaterials. Moreover, this study encompasses the establishment of correlations through Principal Component Analysis (PCA) and Ascending Hierarchical Classification (AHC) among various geographic, biological, and physical data, amalgamating geographic altitude, γ -Al₂O₃ nanoparticle insecticide parameters, as well as the attributes of mechanical tests conducted on carob wood affected by insects. The correlation highlights a close connection between the effectiveness of the insecticide, mountain altitude, and the mechanical parameters that were examined. Ultimately, these nanoparticles demonstrate promising potential as alternative insecticides, thus opening encouraging prospects for safeguarding against carob wood pests.

Keywords: γ -Al₂O₃ nanoparticles; insecticidal properties; mechanical tests; carob; wood beetle; optimization

1. Introduction

Climate change is the primary determinant that is acquiring an increasingly significant role in the depletion of biodiversity. Climate change exerts a substantial influence on biodiversity and ecosystems, and as a result, it is expected to induce fundamental alterations in biodiversity over the forthcoming decades [1-2]. One of the predominant issues associated with climate change in wooded areas is the proliferation of detrimental insect populations. This proliferation poses a substantial menace to ecosystem functionalities, societal progress, and global food security [3]. In order to effectively address this issue, it is imperative to utilize risk evaluations as crucial tools for prioritizing pest management. These risk evaluations are particularly important in examining the proliferation of insect pests within ecosystems that are affected by global warming [4].

In the Moroccan forests, specifically in the Middle Atlas regions, there have been numerous instances where indigenous and introduced insect pests have demonstrated varying degrees of responsiveness to climate change in terms of their distribution and impact [5]. For instance, the hardwood tree, notably the carob tree, holds paramount environmental, economic, and cultural significance as a key component of forest ecosystems [6]. The well-being of these trees is progressively influenced by climate change, specifically the rise in temperature [7]. This temperature rise can lead to the emergence of various pests, such as Ambrosia beetles.

Ambrosia beetles are widely recognized as destructive pests that significantly impact numerous plant hosts in both controlled and uncontrolled environments. The damage inflicted by these pests is primarily through their wood-boring activities. Upon boring into the wood, ambrosia beetles introduce symbiotic fungi into the walls of their galleries [8]. These fungi serve as a sustenance source for both adults and larvae. Observable indications of ambrosia beetle damage include necrosis of leaves and stems, as well as the flagging and wilting of twigs. In severe cases, the infestation can lead to tree mortality. It is important to note that the attacks of ambrosia beetles can manifest on various parts of the tree, including shoots, twigs, small or large branches, the main trunk, or even the tree's base. Following the drilling process, the female beetles excavate tunnels and expel characteristic compact cylinders of frass [9].

Previously, it was documented that the only known species of ambrosia beetle causing damage to the branches and trunks of the Carob tree (*Ceratonia siliqua* L.) was *Xylosandrus crassiusculus* (Motschulsky) (Coleoptera: Scolytinae). This particular beetle infests all woody sections of the trees, ranging from small- to medium-diameter twigs, branches, and trunks. It can attack relatively small woody parts with a diameter of 2.5-8 cm, but even larger logs with a diameter of up to 30 cm are susceptible to damage [10].

In the pursuit of upholding the integrity and quality of forest wealth, the utilization of chemical insecticides has emerged as a fundamental pillar of contemporary agricultural practices. This arsenal encompasses a wide range of compounds, from organochlorines and organophosphates to carbamates, pyrethroids, avermectins, rotenone, neonicotinoids, and diamides, and extending beyond [11]. Deployed in strategically important agricultural regions, these chemical agents play an integral role in mitigating harmful infestations, effectively safeguarding crops and preventing potential losses in both yield and product quality. However, it is important to note that this calculated application of chemical insecticides is not without its inherent risks and consequences. Exposure to these compounds poses a significant and far-reaching threat to plant and animal life and the intricate balance of ecosystems. The repercussions of such exposure are multifaceted, encompassing a diverse range of adverse effects on flora, fauna, and the environment at large. The indiscriminate use of chemical insecticides also raises concerns surrounding unintended consequences. Specifically, the decline of beneficial insect populations and the degradation of soil health have been attributed to the excessive deployment of these agents [12]. Furthermore, the contamination of water sources, which serve as a crucial resource for both agriculture and human consumption, exacerbates the environmental toll. Additionally, the adverse impact on non-target species is a stark reminder of the intricate interdependence within ecosystems, wherein efforts to control pests can inadvertently disrupt the harmonious balance of nature [13].

Moreover, it is important to recognize that the repercussions of chemical insecticide usage extend beyond the environment and penetrate the domain of human health. A myriad of health issues, ranging from cancer and diabetes to respiratory, neurological, and reproductive disorders, as well as widespread oxidative stress, can be attributed to direct exposure to these insecticides. The potential for contamination through food consumption, wherein traces of these chemicals persist as residues, amplifies the concern and underscores the imperative for thoughtful application [14-15].

Emerging on the horizon of agricultural innovation, the field of nanotechnology has ushered in a new era of research and application. This frontier has introduced groundbreaking avenues for environmentally friendly and economically viable solutions, primarily enhancing crop production and protection [16]. The design of novel nanoscale particles, spanning from 1 to 100 nanometers, derived from various nanomaterials such as zinc, silver, copper, iron, and silica, has effectively opened doors to revolutionize integrated pest management (IPM) programs [17]. These innovative

nanoparticles, aptly referred to as nano-pesticides, overcome the limitations that are often encountered by conventional pest management tactics. These nanoparticles offer a transformative alternative by circumventing challenges such as heat degradation, resistance development, expensive formulations, and ecological toxicity [18-20]. Furthermore, the recent advent of biosynthetic methods, harnessing the potential of plant extracts, presents a simple and environmentally friendly avenue. This approach, known as "green synthesis," to creating noble metal nanoparticles is poised to replace ecotoxic methods, providing a pathway that aligns with sustainable practices and ecological harmony [21].

The aim of this study is to assess the insecticidal properties of γ -Al₂O₃ nanoparticles obtained from by-products of *Mentha pulegium*. Subsequent to the synthesis of the nanoparticles, a series of physicochemical analyses (UV-VIS, XRD, FTIR, SEM) will be conducted. In the subsequent stage, an in vitro assessment will be performed to determine the insecticidal activity against *Xylosandrus crassiusculus* (a pest that infests carob wood), thereby showcasing the potential of nanoparticles as insecticides. Statistical methodologies such as experimental designs and Principal Component Analysis (PCA) will be employed to establish optimizations and correlations.

2. Materials and methods

2.1. Procedure of work

The operational procedure for assessing and enhancing the insecticidal properties of γ -Al₂O₃ nanoparticles derived from *Mentha pulegium* residue against *Xylosandrus crassiusculus* (carob beetle) was conducted in accordance with the subsequent steps: (1) Harvesting the *Mentha pulegium* plant. (2) Implementation of diverse extraction techniques to obtain different extracts. (3) Synthesis of γ -Al₂O₃ nanoparticles from *Mentha pulegium* residues utilizing an appropriate methodology. (4) Characterization of the acquired materials through a series of physicochemical analyses encompassing UV-VIS, XRD, FTIR, and SEM. (5) Evaluation of the insecticidal activity against *Xylosandrus crassiusculus* (Carob beetle) in vitro. (6) Execution of mechanical tests on carob wood panels treated with γ -Al₂O₃ nanoparticles, followed by exposure to insect strains. (7) Implementation of optimization through experimental designs integrating various factors to accurately ascertain the insecticidal efficacy of γ -Al₂O₃ nanoparticles. (8) Establishment of correlations through Principal Component Analysis (PCA) between data from the seven regions investigated, including geographical altitude and insecticidal data from γ -Al₂O₃ nanoparticles, as well as the characteristics of mechanical tests on carob wood treated with γ -Al₂O₃ nanoparticles. The subsequent sub-sections meticulously outline all the methodologies and tests conducted (Figure 1).

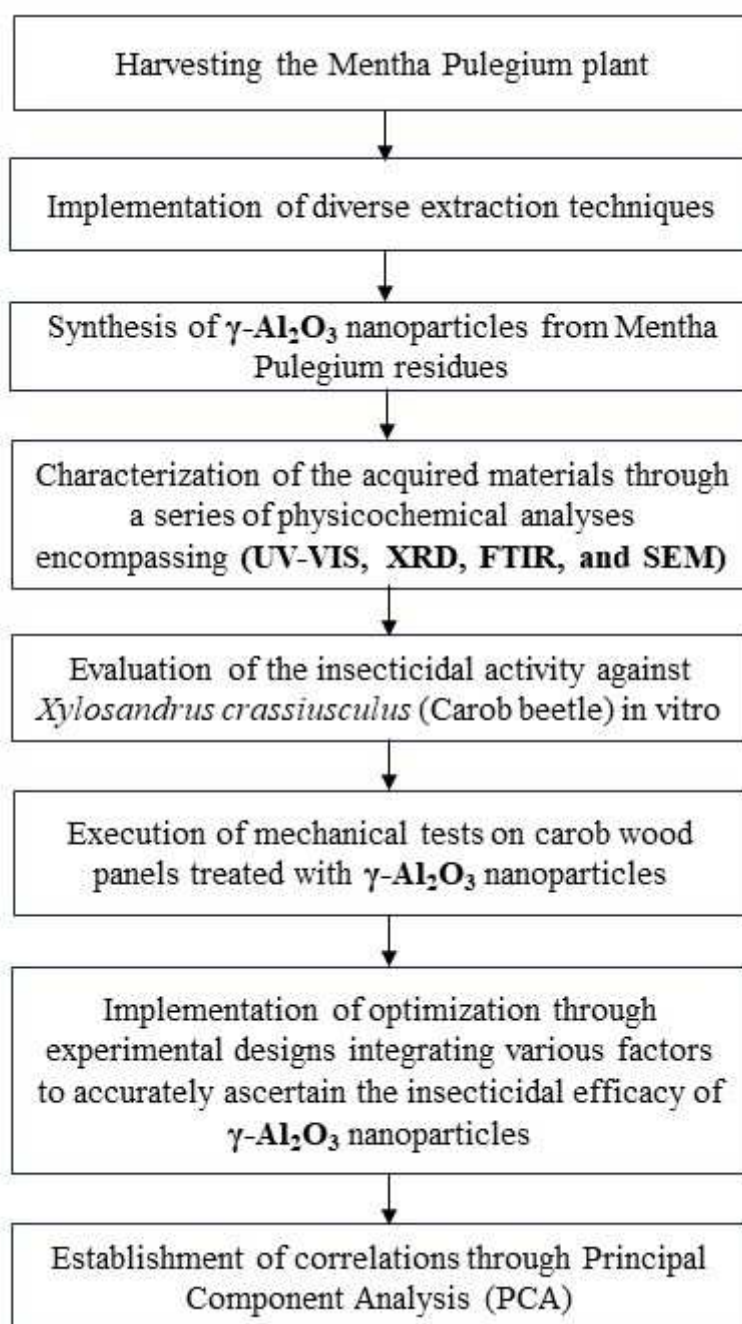


Figure 1. Operational work for the evaluation of insecticidal properties of $\gamma\text{-Al}_2\text{O}_3$ nanoparticles derived from *Mentha pulegium* residue against *Xylosandrus crassiusculus* (carob beetle).

2.2. Plant material - Extraction

The *Mentha pulegium* plant was collected in Khenifra (Morocco) in March 2023, and a voucher specimen, identified by Prof. Dr. Tarik Ainane, was deposited in the Herbarium of the EST-Khenifra, University of Sultan My Slimane with the number MS-0123-01.

The essential oil (EOMP) derived from dried aerial parts of *Mentha pulegium* was acquired via the process of hydrodistillation employing a Clevenger-type apparatus for 5 hours, subsequently followed by drying with anhydrous sodium sulfate. In parallel, dried and powdered aerial parts of *Mentha pulegium* (100 g) underwent five extractions at ambient temperature with 500 ml of ethanol, after which the solvent was subjected to vacuum evaporation to obtain a desiccated extract (EEMP). The remaining residue from this extraction was subjected to drying, later washed with distilled water,

lyophilized, ground, and sifted to a particle size of 100 µm, culminating in the ultimate product (REMP). All three products were stored under nitrogen until needed.

2.3. Synthesis of nanoparticles and characterization:

The synthesis of alumina (Al₂O₃) nanoparticles was achieved by implementing a direct sol-gel method [22-23]. This process entailed the utilization of constituents derived from the biomass of the *Mentha pulegium* plant, specifically the essential oil, ethanol extract, and residue. The procedure commenced by fully dissolving 53.4 mM of nonahydrated aluminum nitrate (Al(NO₃)₃·9H₂O) in 200 ml of water while preserving ambient temperature and continuous stirring. Subsequently, a solution containing 10% (w/v) in ethanol, prepared at a concentration of 30 ml for each material, was gradually introduced to the solution. The synthesis temperature was then raised incrementally to 80°C, with meticulous pH control within the range of 2 to 3. Throughout this process, a noticeable alteration in the color of the solution took place, transitioning from an orange tint to a deep brown shade. Following this stage, the white substance underwent a three-hour evaporation stage, which was then cooled to room temperature. The resultant products were subjected to overnight calcination to finalize the process at temperatures of 500 and 900 °C. These products are γ-Al₂O₃ nanoparticles, which were subsequently designated as AINP-EOMP, AINP-EEMP, and AINP-REMP, representing alumina nanoparticles (Al₂O₃) derived from the essential oil, ethanol extract, and residue of the *Mentha pulegium* plant, respectively.

The technical analysis of nanoparticles was conducted using various analytical methods. The UV-visible absorption spectra were measured utilizing a Shimadzu UV-1601 spectrophotometer (Kyoto, Japan). The examination of crystalline metal nanoparticles was performed through the utilization of a Bruker D8 X-ray diffractometer equipped with a Cu Kα radiation source. The X-ray diffraction (XRD) data were collected under experimental conditions within the angular range of 5° ≤ 2θ ≤ 50°. Fourier-transform infrared spectra (FTIR) for silver nanoparticles were obtained within the range of 1000 to 400 cm⁻¹ using a Bruker Vertex 70 FTIR spectrophotometer and the KBr pellet method. The synthesized silver nanoparticles were subjected to scanning electron microscopy (SEM) analysis using a Philips JOEL SEM instrument (New York, USA).

2.4. Insecticidal activities:

This experimentation utilized a group of fully developed bugs from the *Xylosandrus crassiusculus* species, with measurements ranging from 2 mm to 3 mm. These strains were obtained from seven forests situated in the Khenifra region of Morocco, namely Region 1 (Had Bouhssoussen), Region 2 (Aguelmous), Region 3 (Kaf Ennessoure), Region 4 (Tighssaline), Region 5 (Kerrouchen), Region 6 (Timdgasse), and Region 7 (Ajdir) (Figure 2).

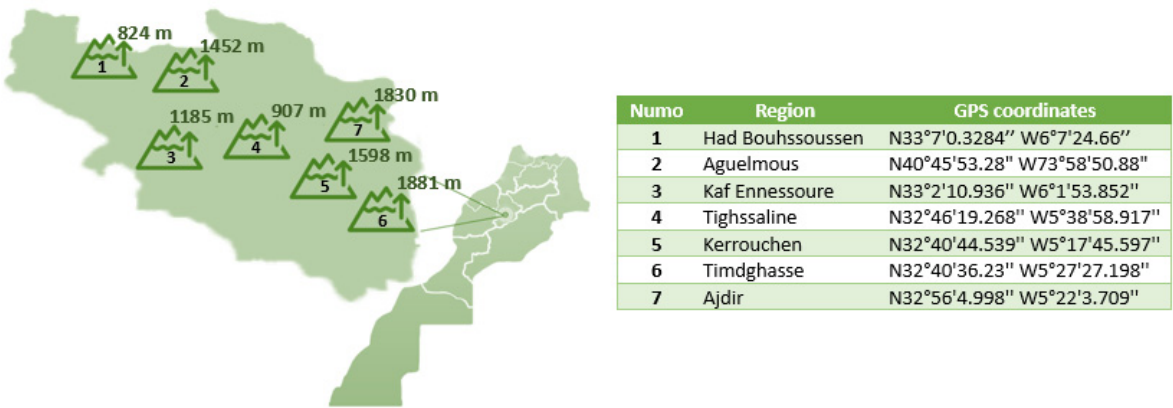


Figure 2. Geographical distribution of *Xylosandrus crassiusculus* species isolates in different regions of Khenifra.

Carob wood that had been finely ground and sieved, reaching a particle size of 0.5 mm, was utilized as the growth substrate for the *Xylosandrus crassiusculus* species. This wood was carefully selected to ensure it was free from any insecticide residue (sterile). The insects were reared in 5-liter glass containers, and these containers were placed in growth chambers that maintained optimal conditions, including a temperature range of 25°C to 30°C, a humidity level ranging from 50% to 70%, and a photoperiod of 12 hours of darkness followed by 12 hours of light. During the experimental stage, products derived from *Mentha pulegium* were introduced into steel cylinders with a height of 0.5 cm. These cylinders, along with 10 insects (consisting of 5 males and 5 females), were placed in glass Petri dishes. To ensure a comprehensive experimental design, a negative control group that did not contain any product was also included. Subsequently, the Petri dishes were placed in a fumigation chamber within a controlled environment that regulated temperature and humidity. The mortality of the insects was observed at 24-hour and 48-hour intervals for each trial, and the experiment was conducted three times in order to obtain statistically significant results. We note that Permethrin a commercial insecticide, was used as a positive control.

The adjusted mortality rate of the treated insects was determined using the following formula [24]:

$$M\% = \frac{M_{test} - M_{control}}{100 - M_{control}} \times 100 \quad (1)$$

$M\%$: percentage of mortality; M_{test} : mortality observed during activity; $M_{control}$: mortality observed in the negative control without product.

The lethal dose necessary to induce a 50% mortality rate (LD50) was ascertained using linear interpolation of curves plotting the percentage of mortality against the logarithm of the tested concentration. LD50 values are widely acknowledged as a means of evaluating the toxicity of a substance. Within this study, the tested population consisted of insects, and LD50 values were employed to assess the effectiveness of products synthesized from *Mentha pulegium* as insecticides [25].

2.5. Mechanical properties of carob wood

Samples of carob wood panels were produced in accordance with specific dimensions of 60 cm × 20 cm × 1.2 cm. The surfaces of these panels were infused with nanoparticles derived from *Mentha pulegium*, after which they were exposed to the effects of 100 insecticide strains for a duration of one week under optimal conditions. Subsequently, the mechanical properties of the panels were evaluated, including a shear strength test to determine the bonding strength in accordance with the EN 314-1 standard. Furthermore, an assessment of the bending strength and elastic modulus values of the wooden panels was conducted following the guidelines set by the EN 310 standard. For each mechanical test, three samples were extracted from the central region of a panel specimen [26-28].

2.6. Statistical studies

2.6.1. Statistical analysis

Experimental values were acquired in triplicate for each test. The statistical examination of all numerical data was performed through Type A assessment of standard uncertainty utilizing the Student test ($t < 0.05$).

An analysis of variance (ANOVA) along with Tukey's test was employed to assess any noteworthy distinctions in the data among the groups of samples.

2.6.2. Design experiment

We used statistical experimental designs as a method to minimize experimental conditions for insect mortality of *Xylosandrus crassiusculus* from region 1 under the LD50 parameter. The design matrix used for this purpose was a full factorial design based on three Xi factors (Table 1). All factors

have two levels: high level coded as +1 and low level coded as -1. The number of tests for the k factor (Table 1) [29].

Table 1. Factors and levels studied for insecticidal activity.

Independent factors	Unit	Symbol	Levels	
			Low	High
Time (t)	h	X_3	48	96
Humidity (H)	%	X_2	50	80
Temperature (T)	°C	X_1	25	35

The number of tests carried out is calculated by the formula:

$$\text{number of tests} = 2^k \quad (2)$$

The number 2 corresponds to the number of two levels -1 and +1, and k stands for the number of factors studied.

In our study, the number of factors equals 3:

$$\text{Number of tests} = 2^3 = 8 \text{ tests}$$

This corresponds to 8 tests.

The polynomial lethal dose model of 50 presents as follows:

$$LD50 = b_0 + \sum_{i=1}^n b_i X_i + \sum_{i=1}^n \sum_{j=1}^{n-1} b_{ij} X_i X_j + b_{ijk} X_i X_j X_k \quad (3)$$

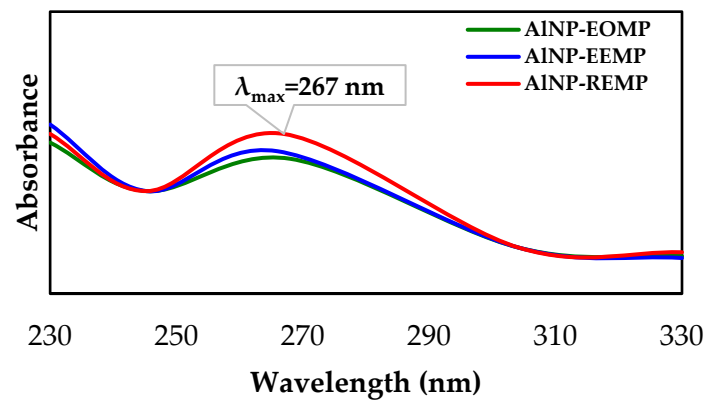
2.6.3. Principal component analysis

Principal Component Analysis (PCA), a multivariate statistical technique [30], was utilized to investigate the relationship between the insecticidal properties of the synthesized nanoparticles and the mechanical attributes of carob beetle panels affected by insects concerning the geographical origin of the strains under study. The research monitoring was carried out on the resulting matrices obtained during the optimization phase in the seven regions of Khenifra. The analysis incorporated seven variables, namely geographical altitude (h), lethal dose 50 (LD50), shear strength (SS), bending strength in the longitudinal direction (BSLD) and the transverse direction (BSTD), as well as the modulus of elasticity in the longitudinal direction (MELD) and in the transverse direction (METD). The objective was to establish associations between these variables and identify any recurring patterns or trends that could provide insights into the effectiveness of the prepared products against carob wood pests.

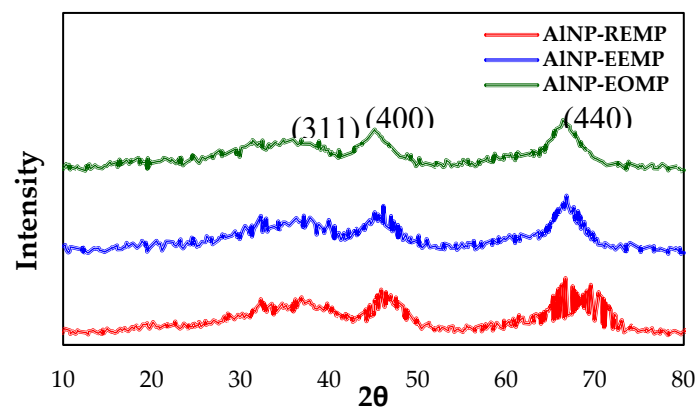
3. Results

3.1. γ - Al_2O_3 nanoparticles analysis

After the preparation process of the three γ - Al_2O_3 nanoparticles (A1NP-EOMP, A1NP-EEMP, and A1NP-REMP), physicochemical analyzes were carried out to provide information on the overall composition, structure, and the morphology of these materials. Figure 3 presents the Physicochemical characterization of the synthesized γ - Al_2O_3 , including (a) UV-VIS, (b) XRD pattern, (c) FTIR spectroscopy and (d) SEM.





(a)





(b)

AINP-EOMP



AINP-EEMP



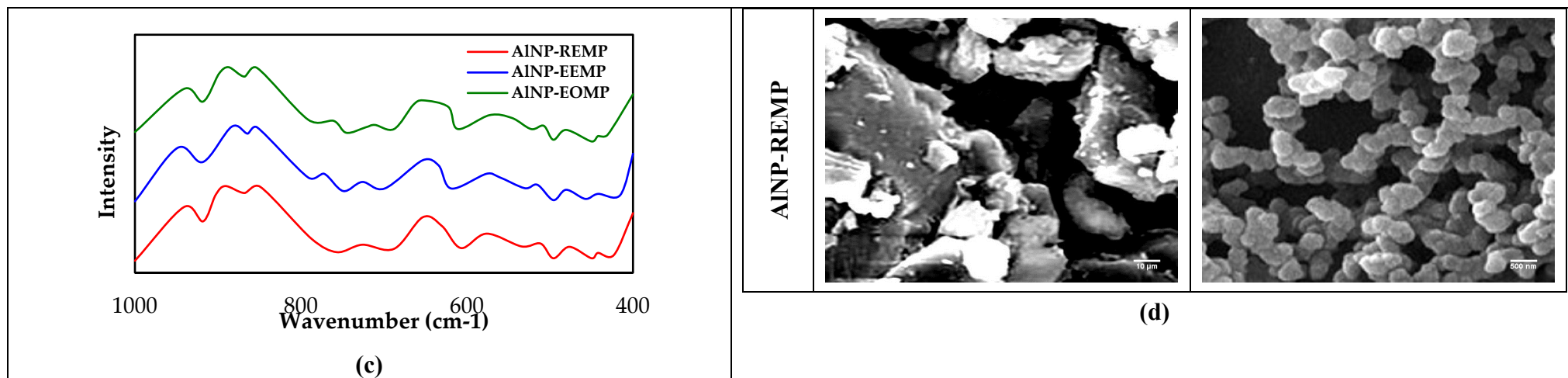


Figure 3. Characterization of γ -Al₂O₃ nanoparticles obtained from by-products of *Mentha pulegium*. (a) UV-Vis, (b) XRD, (c) FTIR and (d) SEM.

The investigation of UV-visible absorption spectra has proven instrumental in comprehending the electronic configuration of the optical bandgap in the materials that were prepared. The presence of γ -Al₂O₃ nanoparticles was indicated by the detection of a strong absorption peak at approximately 267 nm [31].

The surface plane information of all the samples was obtained from the powder XRD pattern. An analysis of the peak intensities in the pattern identified the existence of γ -Al₂O₃ nanoparticles (JCPDS No. 10-0425, 29-0063, and 29-1486). Notably, significant peaks were observed at 2θ values of 37.1°, 45.76°, and 66.79°, which corresponded to primitive cubic class values (h,k,l) of 311, 400, and 440, respectively [32-34].

An examination of the functional groups and potential bonds specific to γ -Al₂O₃ nanoparticles was conducted through FTIR analysis. The FTIR spectra, ranging from 1000 to 400 cm⁻¹, displayed multiple peaks, particularly at approximately 850 cm⁻¹ and 950 cm⁻¹. These peaks are indicative of the stretching vibration of Al-O bonds. Notably, the peaks exhibited increased breadth for samples that underwent annealing at 900 °C. It is worth mentioning that within the γ -Al₂O₃ structure, which adopts a cubic spinel or cubic close-packed arrangement, aluminum occupies two voids with oxygen, namely octahedral and tetrahedral. Higher annealing temperatures lead to a greater degree of atomic arrangement in these sites, resulting in the stretching of the Al-O bond at a tetrahedral site within the 700–850 cm⁻¹ range, while an octahedral site is expected within the 500–750 cm⁻¹ range [35-36].

The morphology of γ -Al₂O₃ nanoparticles was investigated using SEM. The examination of these images revealed that the γ -Al₂O₃ nanoparticles predominantly exhibit a spherical grain shape, with a grain diameter of less than 400 nm. While the SEM images depict a non-uniform distribution of nanoparticles across the entire region, some agglomeration of the nanoparticles is evident. This agglomeration suggests a high reactivity of the prepared sample to heat treatment, possibly arising from exchange interactions between particles. Consequently, this interaction leads to controlled agglomeration, as evidenced by the hexagonal-like shape observed in samples annealed at 900 °C [37-38].

3.2. Optimization of the insecticidal activity of γ -Al₂O₃ nanoparticles

The assessment of the insecticidal efficacy of γ -Al₂O₃ nanoparticles was conducted against the *Xylosandrus crassiusculus* strain from Region 1 (Had Bouhssoussen). Figure 4 illustrates the 50 lethal doses of the three variations of γ -Al₂O₃ nanoparticles, namely AINP-EOMP, AINP-EEMP, and AINP-REMP, alongside the positive control Permethrin, a commercially available insecticide renowned for its effectiveness against wood-eating beetles. The findings reveal that AINP-EEMP and AINP-REMP nanoparticles, derived from the ethanolic extract and residue, respectively, exhibit notable activities compared to Permethrin, surpassing the effectiveness of the essential oil-based AINP-EOMP nanoparticle.

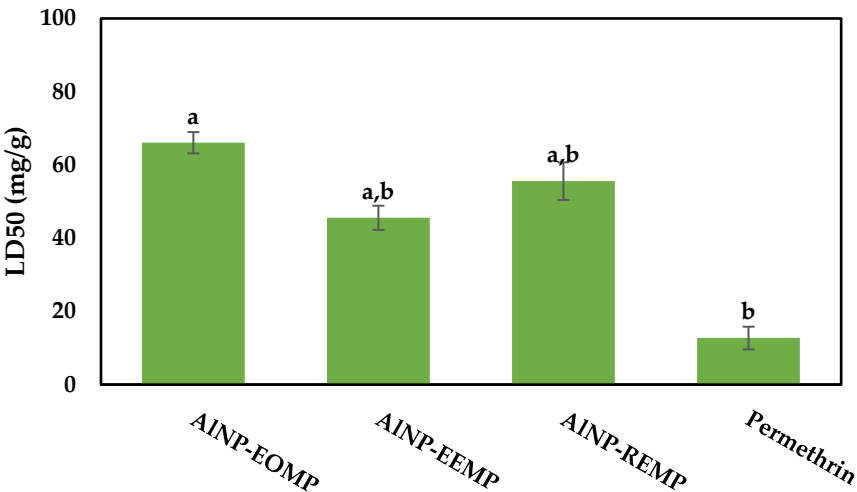


Figure 4. Insecticidal activity of γ -Al₂O₃ nanoparticles and Permethrin (positive control) against *Xylosandrus crassiusculus* from region 1 (Had Bouhssoussen).

To enhance this research, experimental designs were developed to determine the lethal dose, taking into account three crucial factors: time, humidity, and temperature, as outlined in Table 1. The optimization data is recorded in Table 2, while the optimization results are presented in the form of statistical parameters of the polynomial model of lethal doses 50 of each γ -Al₂O₃ nanoparticle in Table 3. The values of "F-model" for the three models of insecticidal activity, 38.75, 24.21, and 12.8 for AINP-EOMP, AINP-EEMP, and AINP-REMP respectively, indicate that the models utilized during the optimization are not statistically significant when compared to the noise. All "P-value" less than 0.05 suggest that model terms, such as time, humidity, and temperature, are significant. However, the "predicted R²" values are not as close to the "adjusted R²" values as anticipated, indicating a potential significant blocking effect or potential issues with the model and/or data. The "Adeq Precision" metric, which evaluates the signal-to-noise ratio, presents acceptable results with values exceeding 4, signifying the agreement of the models with the optimization in the design space.

Table 2. Data from experimental designs for the insecticidal activity of γ -Al₂O₃ nanoparticles against *Xylosandrus crassiusculus* from region 1 (Had Bouhssoussen).

Std	Run	Factor 1	Factor 2	Factor 3	Response 1	Response 2	Response 3
		A:t	B:H	C:T	LD50 (AINP-EOMP)	LD50 (AINP-EEMP)	LD50 (AINP-REMP)
		h	%	°C	mg/g	mg/g	mg/g
3	1	-1	1	-1	84.1	65.4	75.5
8	2	1	1	1	35.5	20.2	22.7
4	3	1	1	-1	58.1	39.4	49.2
7	4	-1	1	1	55.4	34	46.9
1	5	-1	-1	-1	87.5	62.1	74.6
5	6	-1	-1	1	66.4	40.3	53.7
2	7	1	-1	-1	74.1	51.7	63.1
6	8	1	-1	1	67.3	51.4	58.8

Table 3. Statistical parameters of the polynomial model of the lethal dose 50 of each γ -Al₂O₃ nanoparticle.

Statistical parameters	LD50 (AlNP-EOMP)	LD50 (AlNP-EEMP)	LD50 (AlNP-REMP)
Mean \pm SD (b ₀)	66.05 \pm 2.90	45.56 \pm 3.29	55.56 \pm 5.13
A (b ₁)	-7.30	-4.88	-71.125
B (b ₂)	-7.77	-5.81	-6.98
C (b ₃)	-9.90	-9.08	-10.03
AB (b ₁₂)	-4.17	-5.06	-5.51
AC(b ₁₃)	2.55	4.21	2.33
BC (b ₂₃)	-2.92	-3.56	-3.73
ABC (b ₁₂₃)	-1.02	-1.16	-1.81
Model F-value	38.75	24.21	12.68
P-value	0.12	0.15	0.21
R ²	0.99	0.99	0.99
Adjusted R ²	0.97	0.95	0.91
Predicted R ²	0.72	0.56	0.17
Adeq Precision	184.18	146.959	110.105

These results underscore the significance of time, humidity, and temperature factors in the efficacy of γ -Al₂O₃ nanoparticles as insecticides, presenting promising prospects for practical application. Lastly, [Figure 5](#) presents newly optimized data following the experimental plans on the insecticidal activity of γ -Al₂O₃ nanoparticles against *Xylosandrus crassiusculus* from region 1 (Had Bouhssoussen).

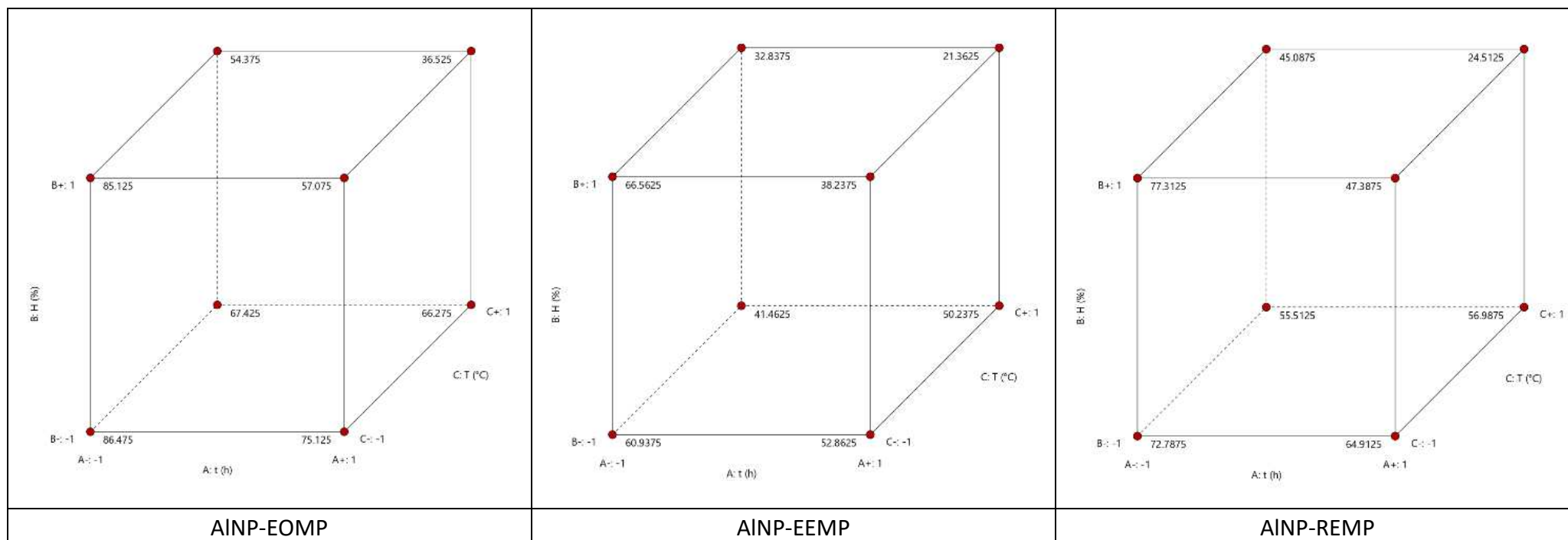


Figure 5. New data optimized after experimental plans on the insecticidal activity of γ -Al₂O₃ nanoparticles against *Xylosandrus crassiusculus* from region 1 (Had Bouhssoussen).

3.3. Correlation between geographical data, insecticidal properties and mechanical characteristics

In order to further explore the insecticidal properties of γ -Al₂O₃ nanoparticles derived from *Mentha pulegium* by-products, specifically AINP-EOMP, AINP-EEMP, and AINP-REMP, against *Xylosandrus crassiusculus*, an additional investigation was conducted. This investigation employed Principal Component Analysis (PCA) to establish the correlation between forests in seven regions, insecticidal activity, as well as geological and mechanical parameters of carob wood post-attack by these pests. The comprehensive results of this analysis can be found in Table 4, and Figure 6 illustrates the PCA correlation mapping.

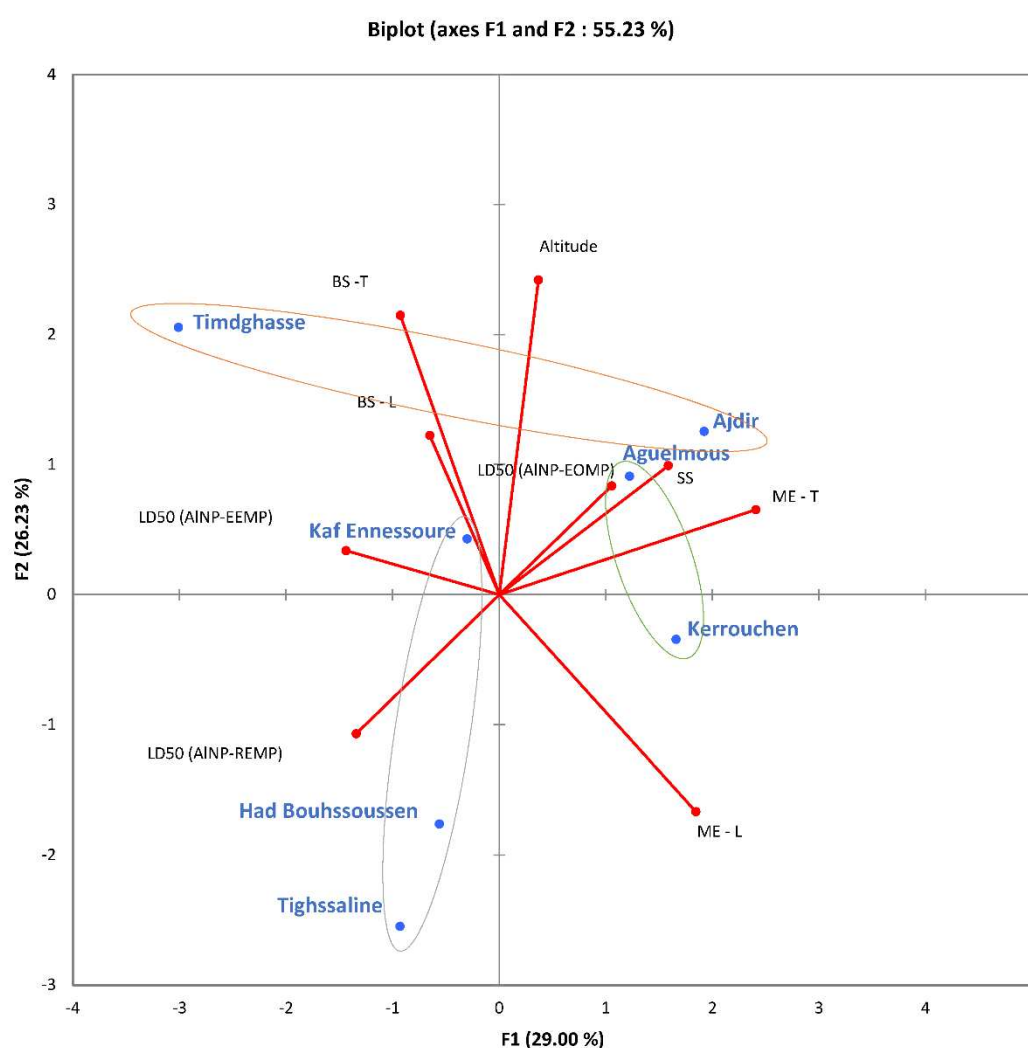


Figure 6. Correlations between geographical parameters, insecticidal properties and mechanical characteristics of seven regions of Khenifra.

A preliminary examination of the results provides intricate insight into the relationships among all the parameters. To facilitate interpretation, a geographical, insecticide, and mechanical data Ascending Hierarchical Classification (CAH) was performed on the seven forests within the Khenifra region, as depicted in Figure 7, which showcases the two dendrograms dedicated to this classification. After scrutinizing the correlation values, it is worth noting that the seven regions can be categorized into three groups based on the geological parameter of altitude. Consequently, the three identified classes are as follows: (1) Kaf Ennessoure, Had Bouhssoussen, and Tighssaline; (2) Aguelmous and Kerrouchen; (3) Timdghasse and Ajdir. Additionally, the parameters of the insecticide and mechanical tests can be classified into three distinct groups: (1) Modulus of elasticity; (2) altitude; (3) lethal doses 50, Shear strength, Bending strength

Table 4. Geographical parameters, insecticidal properties and mechanical characteristics of seven regions of Khenifra.

Region	Altitude (m)	LD50 (AINP- EOMP) (mg/g)	LD50 (AINP- EEMP) (mg/g)	LD50 (AINP- REMP) (mg/g)	Shear strength (N/mm ²)	Bending strength - Longitudinal direction (N/mm ²)	Bending strength - Transversal direction (N/mm ²)	Modulus of elasticity - Longitudinal direction (N/mm ²)	Modulus of elasticity - Transversal direction (N/mm ²)
Had Bouhssoussen	824	66.05	45.56	55.56	0.95	35.5	29.5	3120	3005
Aguelmous	1452	62.47	48.27	50.41	1.14	38.7	30.1	3185	3025
Kaf Ennessoure	1185	67.25	48.68	60.88	1.14	35.1	31.2	3105	3015
Tighssaline	907	61.22	45.33	61.54	0.99	35.7	29.9	3215	3005
Kerrouchen	1598	66.87	44.98	54.39	1.00	35.1	29.7	3185	3025
Timdghasse	1881	64.10	48.32	57.00	0.94	37.6	31.5	2980	3000
Ajdir	1830	68.08	40.25	55.14	1.11	35.2	31.0	3145	3020

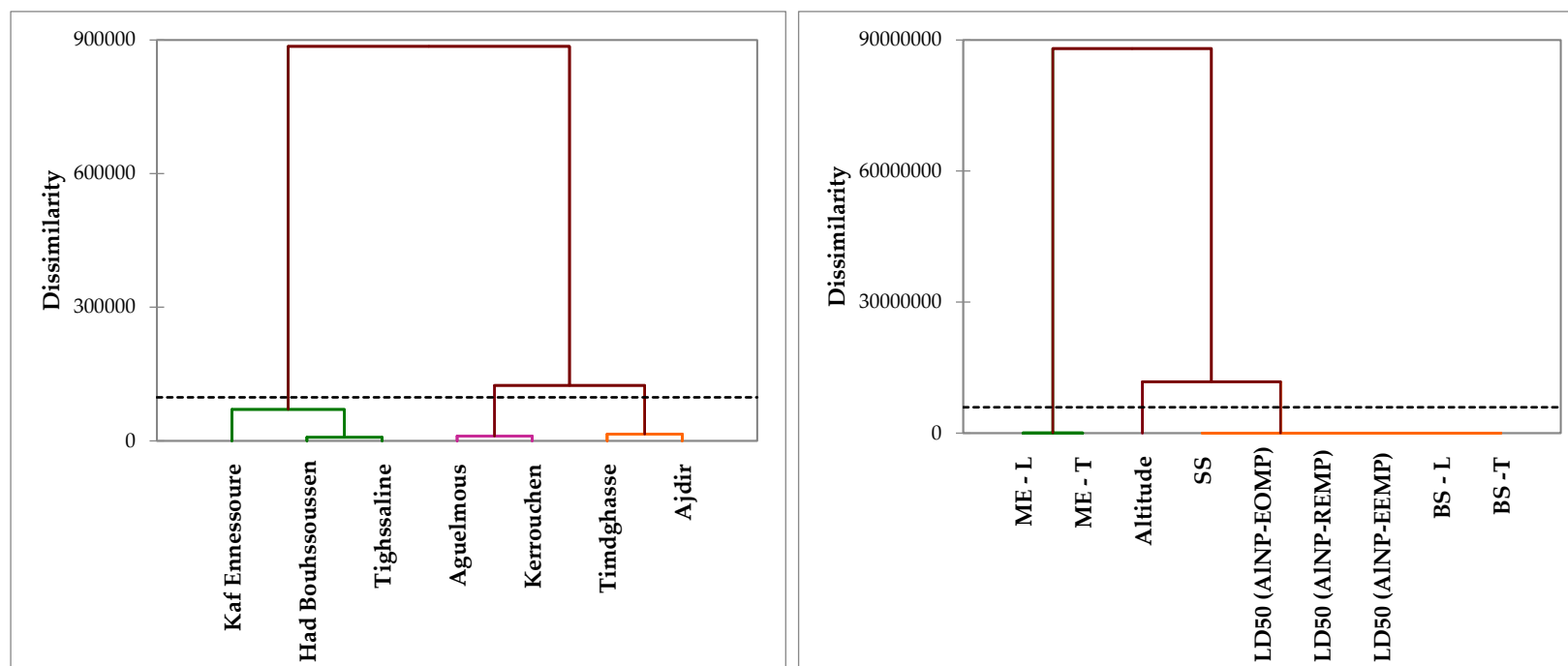


Figure 7. Hierarchical ascending classification (HAC) of geographical, insecticide and mechanical data from seven regions of Khenifra. (a) forest clustering and (b) parameter clustering.

The study reveals that the efficacy of the insecticide against strains of *Xylosandrus crassiusculus* isolated in the seven regions is closely associated with mountain altitudes. Furthermore, the insecticidal activity of γ -Al₂O₃ nanoparticles appears to play a role in safeguarding carob wood against mechanical risks resulting from attacks by *Xylosandrus crassiusculus* pests. These findings present promising prospects for the potential utilization of these nanoparticles in the preservation of wood against harmful insects.

4. Discussion

The progression of climate change significantly impacts the well-being and health of forest ecosystems on a global scale. At present, Africa is experiencing infestations of bark beetles, primarily due to disruptions in weather patterns, variations in seasons, and inadequate rainfall [39]. These infestations are causing substantial economic consequences in the forestry industry [40]. Extensive research has been conducted to investigate the invasion of trees by beetles from the Scolytinae family. In the other hand, some researchs has focused on understanding the mechanisms of attack, strategies for chemical control, methods of communication, and other entomological factors that influence the life cycle of these beetles [41-43]. In the field of nanotechnology, our study has concentrated on assessing and optimizing the insecticidal properties of γ -Al₂O₃ nanoparticles derived from the remains of *Mentha pulegium*. These nanoparticles are specifically designed to combat the bark beetle *Xylosandrus crassiusculus*, which poses a threat to carob trees. The use of aluminum oxide nanoparticles created through a green chemistry approach is considered a new and emerging concept, as referenced in previous studies. These nanomaterials are anticipated to be effective insecticidal agents and eco-friendly alternatives to synthetic chemicals, thus reducing environmental risks and potential harm caused by pesticides. Notably, the decision to synthesize these nanoparticles from the by-products of *Mentha pulegium*, which are rich in pulegone, a molecule known for its remarkable insecticidal properties against various pests, highlights an innovative approach to finding sustainable solutions.

All of the findings demonstrate the following notations: (1) The production of alumina nanoparticles (Al₂O₃) was carried out using a direct sol-gel method, employing constituents derived from the *Mentha pulegium* plant, leading to the formation of γ -Al₂O₃ nanoparticles designated as AINP-EOMP, AINP-EEMP, and AINP-REMP, originating from the essential oil, ethanolic extract, and residues of *Mentha pulegium*, respectively. (2) An assortment of techniques were employed to analyze the nanoparticles. The UV-VIS spectra displayed an absorption peak at 267 nm, confirming the presence of γ -Al₂O₃. Through XRD analysis, characteristic peaks at 37.1°, 45.76°, and 66.79°, corresponding to the cubic structure, were identified. The FTIR spectra exhibited peaks at 850 cm⁻¹ and 950 cm⁻¹, indicating the stretching vibration of Al-O bonds, with an observed increase in width following annealing at 900 °C. SEM images revealed predominantly spherical nanoparticles, which agglomerated in a controlled manner after annealing at 900 °C, thereby suggesting a high reactivity and exchange interactions between particles. (3) Experimental models were developed utilizing experimental designs, considering factors such as time, humidity, and temperature. These factors possess significant effects and also emphasize their environmental importance in relation to the insecticidal effectiveness of γ -Al₂O₃ nanoparticles, with Lethal Doses 50 ranging between 40 and 68 mg/g. (4) By employing Principal Component Analysis (PCA) in conjunction with Ascending Hierarchical Classification (AHC), a correlation was established between seven forest regions, insecticide activity, and the geological and mechanical parameters of carob wood post-infestation by pests. Insecticidal effectiveness is intricately linked to the altitude of the mountains, and γ -Al₂O₃ nanoparticles serve a role in safeguarding wood against mechanical risks that arise due to pest infestations, thus suggesting potential applications in the preservation of wood against harmful insects.

The control of beetle species *Xylosandrus* spp. Chemicals involve the application of insecticides to host trees as a preventative measure. Moreover, the injection of systemic insecticide directly into the trunks of trees has proven to be effective in combatting bark beetle attacks on conifers. However, soil applications of systemic insecticides are generally ineffective and carry environmental risks [44-

[46]. The insecticides bifenthrin, cypermethrin, and permethrin, which are pyrethroids, are considered the most effective in combating *Xylosandrus* spp. Nevertheless, their effectiveness can vary depending on the specific area of application and the prevailing climatic and weather conditions [45-46]. Other insecticides, such as chlorpyrifos, esfenvalerate, acephate, cyfluthrin, endosulfan, fenpropathrin, abamectin, imidacloprid, and thiamethoxam, are widely used in various countries. However, their effectiveness is limited and depends on the dosage employed [47-50]. Furthermore, issues have arisen due to the emergence of insect strains that are resistant to these insecticides, as well as concerns regarding environmental pollution and numerous cases of phytotoxicity [51-52]. The infestation of carob wood bark beetles caused by climate change is a significant environmental problem. The innovative utilization of nanotechnology to assess and enhance the insecticidal properties of γ -Al₂O₃ nanoparticles derived from *Mentha pulegium* by-products offers a sophisticated and environmentally friendly approach to combatting forest pests. While the results demonstrate promising insecticidal properties of these nanoparticles, their application in plants still requires validation in order to determine their practical applicability and potential added value. Despite these constraints, this subject presents a multidisciplinary approach that integrates aspects of chemistry, environment, and biology, thereby providing intriguing perspectives for alternative solutions to synthetic chemicals in the protection of wood against detrimental insects.

5. Conclusion

This study presents a novel examination of the impact of climate change on the well-being of forest ecosystems, with a specific focus on the management of bark beetle infestations. The integration of nanotechnology introduces an innovative approach to evaluate and enhance the insecticidal properties of γ -Al₂O₃ nanoparticles derived from *Mentha pulegium* residues. This methodology offers a more sophisticated and environmentally conscious strategy to combat these pests in forests. The implementation of statistical techniques has facilitated the identification of critical data concerning insecticide activity, particularly in relation to temporal, hygrometric, and thermal parameters. These findings demonstrate a significant correlation between geological factors, such as mountain altitude and the mechanical characteristics of carob wood. The collective outcomes underscore the significance of nanomaterials, thus highlighting the extensive breadth of this research, which embraces a multidisciplinary approach. This investigation holds promise for the development of ecological alternatives to synthetic chemicals in protecting forests from pests while also considering economic and sustainable aspects.

References

1. Dasgupta, P., & Levin, S. (2023). Economic factors underlying biodiversity loss. *Philosophical Transactions of the Royal Society B*, 378(1881), 20220197.
2. Shivanna, K. R. (2022). Climate change and its impact on biodiversity and human welfare. *Proceedings of the Indian National Science Academy*, 88(2), 160-171.
3. Johnson, D. M., & Haynes, K. J. (2023). Spatiotemporal dynamics of forest insect populations under climate change. *Current Opinion in Insect Science*, 101020.
4. Yoon, S., Jung, J. M., Hwang, J., Park, Y., & Lee, W. H. (2023). Ensemble evaluation of the spatial distribution of pine wilt disease mediated by insect vectors in South Korea. *Forest Ecology and Management*, 529, 120677.
5. Serbouti, S., Ettaqy, A., Boukcim, H., Mderssa, M. E., El Ghachtouli, N., & Abbas, Y. (2023). Forests and woodlands in Morocco: review of historical evolution, services, priorities for conservation measures and future research. *International Forestry Review*, 25(1), 121-145.
6. Kassout, J., Hmimsa, Y., Fatehi, S. E., Kadaoui, K., Houssni, M., Chakkour, S., ... & Ater, M. (2023). Aridity Gradients Shape Intraspecific Variability of Morphological Traits in Native *Ceratonia siliqua* L. of Morocco. *Plants*, 12(19), 3447.
7. Zagoub, K., Krichen, K., Chaieb, M., & Mnif, L. F. (2023). Morphological and physiological responses to drought stress of carob trees in Mediterranean ecosystems. *Journal of Arid Land*, 15(5), 562-577.
8. Kirkendall, L. R., Biedermann, P. H., & Jordal, B. H. (2015). Evolution and diversity of bark and ambrosia beetles. In *Bark beetles* (pp. 85-156). Academic Press.

9. Schabel, H. G. (2006). Shoot, bark and wood borers. *Forest Entomology in East Africa: Forest Insects of Tanzania*, 119-178.
10. Thube, S. H., Pandian, T. P., Bhavishya, A., Babu, M., Josephraj Kumar, A., Chaithra, M., ... & Ruzzier, E. (2022). *Xylosandrus crassiusculus* (Motschulsky)(Coleoptera: Curculionidae) and its fungal symbiont *Ambrosiella roeperi* associated with arecanut kernel decay in Karnataka, India. *Insects*, 13(1), 67.
11. Araújo, M. F., Castanheira, E. M., & Sousa, S. F. (2023). The buzz on insecticides: a review of uses, molecular structures, targets, adverse effects, and alternatives. *Molecules*, 28(8), 3641.
12. Khan, B. A., Nadeem, M. A., Nawaz, H., Amin, M. M., Abbasi, G. H., Nadeem, M., ... & Ayub, M. A. (2023). Pesticides: impacts on agriculture productivity, environment, and management strategies. In *Emerging Contaminants and Plants: Interactions, Adaptations and Remediation Technologies* (pp. 109-134). Cham: Springer International Publishing.
13. Boudh, S., & Singh, J. S. (2019). Pesticide contamination: environmental problems and remediation strategies. *Emerging and eco-friendly approaches for waste management*, 245-269.
14. Akter, M., Alam, M. S., Yang, X., Nunes, J. P., Zomer, P., Rahman, M. M., ... & Geissen, V. (2024). Hidden risk of terrestrial food chain contamination from organochlorine insecticides in a vegetable cultivation area of Northwest Bangladesh. *Science of the Total Environment*, 912, 169343.
15. Sindhu, S., & Manickavasagan, A. (2023). Nondestructive testing methods for pesticide residue in food commodities: A review. *Comprehensive Reviews in Food Science and Food Safety*, 22(2), 1226-1256.
16. Kumar, A., Kumar, S., Juyal, R., Sharma, H., & Bisht, M. (2023). Nanoscience in Agricultural Steadiness. In *Microbiomes for the Management of Agricultural Sustainability* (pp. 285-296). Cham: Springer Nature Switzerland.
17. Tuga, B., O'Keefe, T., Deng, C., Ligocki, A. T., White, J. C., & Haynes, C. L. (2023). Designing nanoparticles for sustainable agricultural applications. *Trends in Chemistry*.
18. Rani, N., Duhan, A., Pal, A., Kumari, P., Beniwal, R. K., Verma, D., ... & Singh, R. (2023). Are nano-pesticides really meant for cleaner production? An overview on recent developments, benefits, environmental hazards and future perspectives. *Journal of Cleaner Production*, 137232.
19. Haris, M., Hussain, T., Mohamed, H. I., Khan, A., Ansari, M. S., Tauseef, A., ... & Akhtar, N. (2023). Nanotechnology—A new frontier of nano-farming in agricultural and food production and its development. *Science of The Total Environment*, 857, 159639.
20. Ouassil, M., Abdoul-Latif, F. M., Attahar, W., Ainane, A., Mohamed, J., & Ainane, T. (2021). Plant-derived metal nanoparticles based nanobiopesticides to control common beans (*Phaseolus vulgaris*) pests and diseases in Morocco. *Ama, Agricultural Mechanization in Asia, Africa & Latin America*, 51, 837-847.
21. Alsaiani, N. S., Alzahrani, F. M., Amari, A., Osman, H., Harharah, H. N., Elboughdiri, N., & Tahoon, M. A. (2023). Plant and microbial approaches as green methods for the synthesis of nanomaterials: Synthesis, applications, and future perspectives. *Molecules*, 28(1), 463.
22. Mohammed, A. A., Khodair, Z. T., & Khadom, A. A. (2020). Preparation and investigation of the structural properties of α -Al₂O₃ nanoparticles using the sol-gel method. *Chemical Data Collections*, 29, 100531.
23. Tabesh, S., Davar, F., & Loghman-Estarki, M. R. (2018). Preparation of γ -Al₂O₃ nanoparticles using modified sol-gel method and its use for the adsorption of lead and cadmium ions. *Journal of Alloys and Compounds*, 730, 441-449.
24. Abdoul-Latif, F. M., Ejjabraoui, M., Ainane, A., Hachi, T., Mohamed, J., Oumaskour, K., ... & Ainane, T. (2023). Correlation of the Diffusion Parameters and the Biological Activities in the Formulation of *Pinus halepensis* Essential Oil in Phosphogypsum Material. *Applied Sciences*, 13(9), 5358.
25. Ainane, A., Mohamed Abdoul-Latif, F., Mohamed Abdoul-Latif, T., & Ainane, T. (2020). Evaluation of biological activities of two essential oils as a safe environmental bioinsecticides: Case of *Eucalyptus globulus* and *Rosmarinus officinalis*. *Przegląd Naukowy. Inżynieria i Kształtowanie Środowiska*, 29(4 [90]).
26. Mohamed Abdoul-Latif, F., El Montassir, Z., Ainane, A., Gharby, S., Sakar, E. H., Merito, A., ... & Ainane, T. (2022). Use of *Thymus* Plants as an Ecological Filler in Urea-Formaldehyde Adhesives Intended for Bonding Plywood. *Processes*, 10(11), 2209.
27. Marcon, B., Viguier, J., Candelier, K., Thévenon, M. F., Butaud, J. C., Pignolet, L., ... & Collet, R. (2023). Heat treatment of poplar plywood: modifications in physical, mechanical and durability properties.
28. Khammour, F., Ainane, A., Elmatar, M., Kenz, A., Elkouali, M. H., Talbi, M., & Ainane, T. (2018). Effect of waste mint in urea formaldehyde adhesive on the thermal degradation of plywood. *Oriental Journal of Chemistry*, 34(3), 1375.

29. Michel, M. R., Aguilar-Zárate, M., Rojas, R., Martínez-Ávila, G. C. G., & Aguilar-Zárate, P. (2023). The Insecticidal Activity of *Azadirachta indica* Leaf Extract: Optimization of the Microencapsulation Process by Complex Coacervation. *Plants*, 12(6), 1318.
30. Ranbir, Singh, G., Singh, H., Kaur, N., & Singh, N. (2023). Portable Sensor Array for On-Site Detection and Discrimination of Pesticides and Herbicides Using Multivariate Analysis. *Analytical Chemistry*, 95(39), 14533-14540.
31. Rabu, R. A., Jewena, N., Das, S. K., JI, K., & Ahmed, F. (2020). Synthesis of Metal-Oxide (Al_2O_3) Nanoparticles by using Autoclave for the Efficient Absorption of Heavy Metal Ions. *J Nanomater Mol Nanotechnol* 9: 6. of, 10, 2.
32. Almotairy, A. R. Z., Amer, A. M., El-Kady, H., Elwakil, B. H., El-Khatib, M., & Eldrieny, A. M. (2023). Nanostructured $\gamma\text{-Al}_2\text{O}_3$ Synthesis Using an Arc Discharge Method and its Application as an Antibacterial Agent against XDR Bacteria. *Inorganics*, 11(1), 42.
33. Jbara, A. S., Othaman, Z., Ati, A. A., & Saeed, M. A. (2017). Characterization of $\gamma\text{-Al}_2\text{O}_3$ nanopowders synthesized by Co-precipitation method. *Materials Chemistry and Physics*, 188, 24-29.
34. Wang, S. F., Zhuang, C. F., Yuan, Y. G., Xiang, X., Sun, G. Z., Ding, Q. P., ... & Zu, X. T. (2014). Synthesis and photoluminescence of $\gamma\text{-Al}_2\text{O}_3$ and C-doped $\gamma\text{-Al}_2\text{O}_3$ powders. *Transactions of the Indian Ceramic Society*, 73(1), 37-42.
35. Alamouti, A. F., Nadafan, M., Dehghani, Z., Ara, M. M., & Noghreiyani, A. V. (2021). Structural and optical coefficients investigation of $\gamma\text{-Al}_2\text{O}_3$ nanoparticles using Kramers-Kronig relations and Z-scan technique. *Journal of Asian Ceramic Societies*, 9(1), 366-373.
36. Akbarzadeh, A., Ahmadlouydarab, M., & Niaei, A. (2021). Capabilities of $\alpha\text{-Al}_2\text{O}_3$, $\gamma\text{-Al}_2\text{O}_3$, and bentonite dry powders used in flat plate solar collector for thermal energy storage. *Renewable Energy*, 173, 704-720.
37. Seid Mohammadi, M., Moghadasi, J., & Naseri, S. (2014). An experimental investigation of wettability alteration in carbonate reservoir using $\gamma\text{-Al}_2\text{O}_3$ nanoparticles. *Iranian Journal of Oil and Gas Science and Technology*, 3(2), 18-26.
38. Ahmed, M. I., Jahin, H. S., Dessouki, H. A., & Nassar, M. Y. (2021). Synthesis and characterization of $\gamma\text{-Al}_2\text{O}_3$ and $\alpha\text{-Al}_2\text{O}_3$ nanoparticles using a facile, inexpensive auto-combustion approach. *Egyptian Journal of Chemistry*, 64(5), 2509-2515.
39. Bentz, B. J., & Jönsson, A. M. (2015). Modeling bark beetle responses to climate change. In *Bark beetles* (pp. 533-553). Academic press.
40. Grégoire, J. C., Raffa, K. F., & Lindgren, B. S. (2015). Economics and politics of bark beetles. In *Bark beetles* (pp. 585-613). Academic Press.
41. Fettig, C. J., Egan, J. M., Delb, H., Hilszczański, J., Kautz, M., Munson, A. S., ... & Negrón, J. F. (2022). Management tactics to reduce bark beetle impacts in North America and Europe under altered forest and climatic conditions. In *Bark beetle management, ecology, and climate change* (pp. 345-394). Academic Press.
42. Demidko, D. A., Demidko, N. N., Mikhaylov, P. V., & Sultson, S. M. (2021). Biological strategies of invasive bark beetles and borers species. *Insects*, 12(4), 367.
43. Hlásny, T., König, L., Krokene, P., Lindner, M., Montagné-Huck, C., Müller, J., ... & Seidl, R. (2021). Bark beetle outbreaks in Europe: state of knowledge and ways forward for management. *Current Forestry Reports*, 7, 138-165.
44. Rezende-Teixeira, P., Dusi, R. G., Jimenez, P. C., Espindola, L. S., & Costa-Lotufo, L. V. (2022). What can we learn from commercial insecticides? Efficacy, toxicity, environmental impacts, and future developments. *Environmental Pollution*, 300, 118983.
45. Furlan, L., Pozzebon, A., Duso, C., Simon-Delso, N., Sánchez-Bayo, F., Marchand, P. A., ... & Bonmatin, J. M. (2021). An update of the Worldwide Integrated Assessment (WIA) on systemic insecticides. Part 3: alternatives to systemic insecticides. *Environmental Science and Pollution Research*, 28, 11798-11820.
46. Begum, A., Alam, S. N., & Jalal Uddin, M. (2017). Management of pesticides: Purposes, uses, and concerns. *Pesticide Residue in Foods: Sources, Management, and Control*, 53-86.
47. Otero, P., Echave, J., Chamorro, F., Soria-Lopez, A., Cassani, L., Simal-Gandara, J., ... & Fraga-Corral, M. (2023). Challenges in the Application of Circular Economy Models to Agricultural By-Products: Pesticides in Spain as a Case Study. *Foods*, 12(16), 3054.
48. Zhang, M., Ackerman, J., Grieneisen, M. L., & DeMars, C. (2018). Potential Pesticide Use Risks to Honeybees during Almond Pollination in California. In *Managing and Analyzing Pesticide Use Data for Pest Management, Environmental Monitoring, Public Health, and Public Policy* (pp. 379-404). American Chemical Society.

49. Kuhar, T. P., & Kamminga, K. (2017). Review of the chemical control research on Halyomorpha halys in the USA. *Journal of Pest Science*, 90, 1021-1031.
50. Stanley, J., Preetha, G., Stanley, J., & Preetha, G. (2016). Pesticide toxicity to arthropod predators: exposure, toxicity and risk assessment methodologies. *Pesticide Toxicity to Non-target Organisms: Exposure, Toxicity and Risk Assessment Methodologies*, 1-98.
51. Hasanuzzaman, M., Mohsin, S. M., Bhuyan, M. B., Bhuiyan, T. F., Anee, T. I., Masud, A. A. C., & Nahar, K. (2020). Phytotoxicity, environmental and health hazards of herbicides: Challenges and ways forward. In *Agrochemicals detection, treatment and remediation* (pp. 55-99). Butterworth-Heinemann.
52. Li, H., Qiu, Y., Yao, T., Ma, Y., Zhang, H., Yang, X., & Li, C. (2020). Evaluation of seven chemical pesticides by mixed microbial culture (PCS-1): degradation ability, microbial community, and Medicago sativa phytotoxicity. *Journal of hazardous materials*, 389, 121834.

Disclaimer/Publisher's Note: The statements, opinions and data contained in all publications are solely those of the individual author(s) and contributor(s) and not of MDPI and/or the editor(s). MDPI and/or the editor(s) disclaim responsibility for any injury to people or property resulting from any ideas, methods, instructions or products referred to in the content.