

Supplementary Materials: RAC1b Acts Upstream of TAp73 α -SMAD4 Signaling to Induce Biglycan Expression and Inhibit Basal and TGF- β -Driven Cell Motility in Human Pancreatic Cancer

Hendrik Ungefroren, Julissa Reimann, Björn Konukiewitz, Rüdiger Braun, Ulrich F. Wellner, Hendrik Lehnert and Jens-Uwe Marquardt

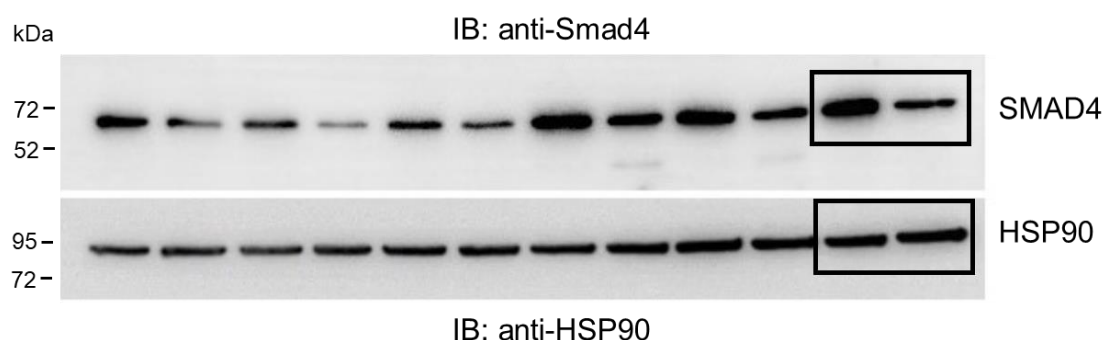


Figure S1. Uncropped blots from Figure 3A. The boxed bands indicate those in the main figure.

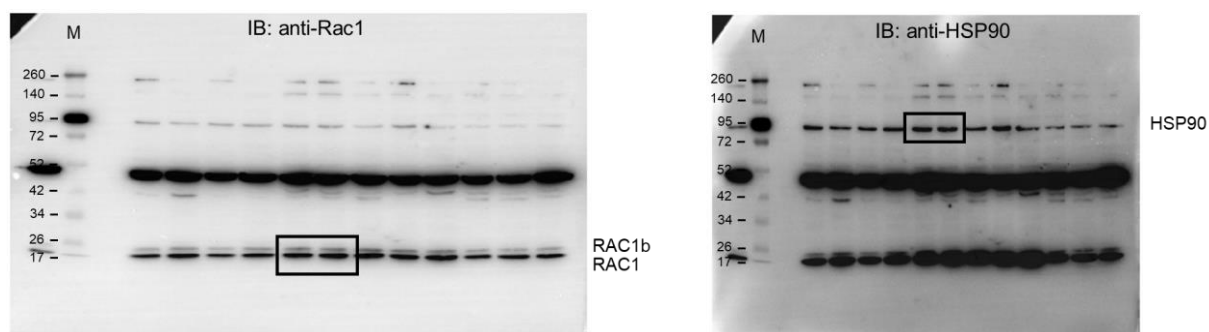


Figure S2. Uncropped blots from Figure 4A. The boxed bands indicate those in the main figure. Figure legend: M = molecular weight marker (SM1841, Fermentas/Thermo Fisher Scientific).

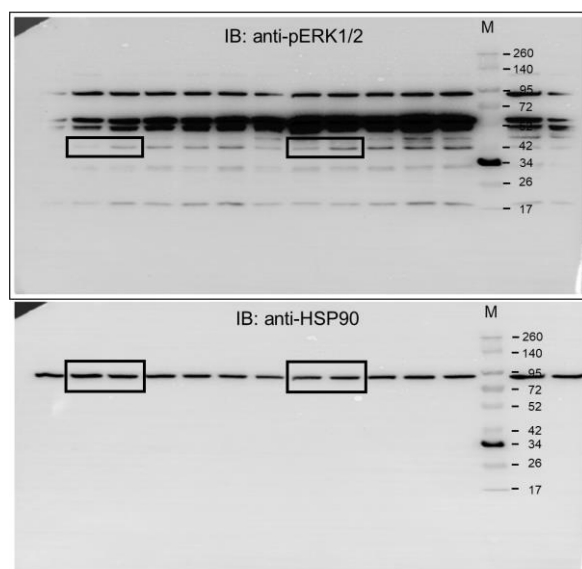


Figure S3. Uncropped blots from Figure 6C. The boxed bands indicate those in the main figure. Figure legend: M = molecular weight marker (SM1841, Fermentas/Thermo Fisher Scientific).