

Article

Not peer-reviewed version

A modest contribution to the Riemann hypothesis using the Poincaré index

[Hime Oliveira](#)*

Posted Date: 7 September 2023

doi: 10.20944/preprints202309.0513.v1

Keywords: Riemann Hypothesis; Riemann Zeta Function; Poincaré index; Dirichlet Eta function;



Preprints.org is a free multidiscipline platform providing preprint service that is dedicated to making early versions of research outputs permanently available and citable. Preprints posted at Preprints.org appear in Web of Science, Crossref, Google Scholar, Scilit, Europe PMC.

Copyright: This is an open access article distributed under the Creative Commons Attribution License which permits unrestricted use, distribution, and reproduction in any medium, provided the original work is properly cited.

Disclaimer/Publisher's Note: The statements, opinions, and data contained in all publications are solely those of the individual author(s) and contributor(s) and not of MDPI and/or the editor(s). MDPI and/or the editor(s) disclaim responsibility for any injury to people or property resulting from any ideas, methods, instructions, or products referred to in the content.

Article

A Modest Contribution to the Riemann Hypothesis Using the Poincaré Index

Hime A. e Oliveira, Jr.

National Cinema Agency, Rio de Janeiro, Brazil; hime@engineer.com

Abstract: This work uses a new approach to investigate the Riemann hypothesis, drawing conclusions about its trueness. It is based on the more general method presented in a very recent publication, by the same author, showing in detail how to approach that very well-known and interesting problem. This is achieved by means of the theory of dynamical systems (Poincaré index associated to equilibria of 2-dimensional systems) and the study of the zeros of the Dirichlet eta function, defined by a Dirichlet series. By using the well-known fact that the zeros of the eta function would include all zeros of the Riemann zeta function in the (open) critical strip, excluded the critical line, $(0, 1/2) \cup (1/2, 1) \times (-\infty, \infty)$, the development proceeds using only the eta function. In addition, the open and simply connected region $(1/2, 1) \times (0, \infty)$ is used along the text, taking into account the symmetries of zeros of the functions under analysis in the critical strip. The basic line of proof is to find the mathematical expression for the Poincaré index of the vector field associated to the eta function, assuming the existence of a zero of the eta function outside the critical line (in $(1/2, 1) \times (0, \infty)$), and investigating the resulting unfoldings. Eventually, an inconsistency occurs and the proof ends by contradiction.

Keywords: riemann hypothesis; riemann Zeta function; Poincaré index; dirichlet Eta function

1. Introduction

This work uses a new approach to investigate the Riemann hypothesis, drawing conclusions about its trueness. It is based on the more general method presented in a very recent publication [17], by the same author, showing in detail how to approach that very well-known and interesting problem.

The Riemann hypothesis is the conjecture that the Riemann zeta function has nontrivial zeros just in the set of complex numbers with real part $1/2$ (critical line in \mathbb{C}). Several researchers consider it as the most important unsolved problem in pure mathematics, being very significant in analytic number theory because of its connections with the distribution of prime numbers. The so-called trivial zeros occur at all negative even integers $\{-2, -4, -6, -8, -10, -12, \dots\}$, and the (supposedly found) nontrivial roots occur at certain points on the critical line. The Riemann hypothesis is concerned with the locations of these nontrivial zeros, stating:

The real part of every nontrivial zero of the Riemann zeta function is $1/2$.

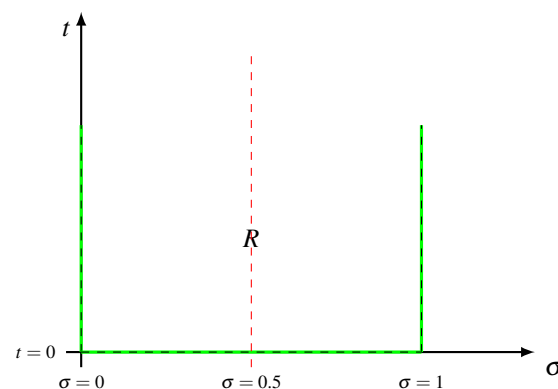


Figure 1. Part of open critical strip and critical line

In this fashion, if the hypothesis is true, all nontrivial zeros must be located on the critical line, that is, the subset of \mathbb{C} with real part equal to $1/2$.

In order to start the investigation, it is important to establish the expressions for eta and zeta in terms of the complex variable s :

$$\zeta(s) = \sum_{n=1}^{\infty} \frac{1}{n^s}, \text{ for } \operatorname{Re}(s) > 1, \text{ and its analytic continuation, in other regions.} \quad (1)$$

$$\eta(s) = \sum_{n=1}^{\infty} (-1)^{n-1} \frac{1}{n^s}, \text{ for } \operatorname{Re}(s) > 0. \quad (2)$$

So, considering the clean relationship between zeta (ζ) and eta (η) functions, often it may be easier to work with eta, considering the coincidence of their roots inside the critical strip. They are related by:

$$\zeta(s) = \frac{1}{1-2^{1-s}} \eta(s). \quad (3)$$

Furthermore, as cited above, the study will be conducted only in the open half-strip $(1/2, 1) \times (0, \infty)$. This is valid because roots are vertically symmetric (the conjugate of a zero is a zero as well), and horizontally symmetric relatively to the critical line - please, for more details, refer to [3] Therefore, the discovery of one root in $\mathbf{A} \triangleq (1/2, 1) \times (0, \infty)$ results in finding four roots, symmetrically located relatively to the x axis and the critical line.

In general lines, the underlying idea in this work is to face the eta function as a mapping, associating to each element of \mathbf{A} one vector in \mathbb{R}^2 , that is to say, a 2-dimensional vector field usually referred to as the field associated to η [14], namely, $\eta : \mathbf{A} \rightarrow \mathbb{R}^2$, using the same designation for both entities. This unusual viewpoint gives rise to a nonlinear autonomous system

$$\begin{cases} \dot{\mathbf{X}}(t) = \eta(\mathbf{X}(t)) \\ \mathbf{X}(t) \in \mathbf{A} \subset \mathbb{R}^2 \end{cases} \quad (4)$$

which will be the basis for the development of the proof.

Obviously, the state space of system (4) can be extended to the full domain of η .

2. Dirichlet Eta function and associated vector field

By identifying $s = \sigma + i.t$ and (σ, t) , the Dirichlet Eta function can be written

$$\mathbf{f}(\sigma, t) \triangleq \operatorname{Re}(\eta(\sigma + i.t)) = \sum_{n=1}^{\infty} (-1)^{n-1} \times \frac{\cos(t.\ln(n))}{n^\sigma} \quad (5)$$

$$\mathbf{g}(\sigma, t) \triangleq \operatorname{Im}(\eta(\sigma + i.t)) = - \sum_{n=1}^{\infty} (-1)^{n-1} \times \frac{\sin(t.\ln(n))}{n^\sigma} \quad (6)$$

$$\mathbf{I}(\sigma, t) = \begin{bmatrix} \mathbf{f}(\sigma, t) \\ \mathbf{g}(\sigma, t) \end{bmatrix} \quad (7)$$

already seen as a vector field with components given by its real and imaginary parts, restricted to $0.5 < \sigma < 1$ and $0 < t < \infty$, due to posterior developments.

As is widely known, η is a holomorphic function, therefore its components are C^∞ and have partial derivatives of all orders. In addition, it satisfies Cauchy-Riemann equations [14].

The total differentials of \mathbf{f} and \mathbf{g} are given by

$$d\mathbf{f} = \frac{\partial \mathbf{f}}{\partial \sigma} d\sigma + \frac{\partial \mathbf{f}}{\partial t} dt \quad (8)$$

$$d\mathbf{g} = \frac{\partial \mathbf{g}}{\partial \sigma} d\sigma + \frac{\partial \mathbf{g}}{\partial t} dt \quad (9)$$

and taking into account that

$$\frac{\partial \mathbf{f}}{\partial \sigma} = - \sum_{n=1}^{\infty} (-1)^{n-1} \times \frac{\ln(n) \cdot \cos(t \cdot \ln(n))}{n^{\sigma}} \quad (10)$$

$$\frac{\partial \mathbf{f}}{\partial t} = - \sum_{n=1}^{\infty} (-1)^{n-1} \times \frac{\ln(n) \cdot \sin(t \cdot \ln(n))}{n^{\sigma}} \quad (11)$$

$$\frac{\partial \mathbf{g}}{\partial \sigma} = - \frac{\partial \mathbf{f}}{\partial t} \quad (12)$$

$$\frac{\partial \mathbf{g}}{\partial t} = \frac{\partial \mathbf{f}}{\partial \sigma} \quad (13)$$

we have

$$d\mathbf{f} = \sum_{n=1}^{\infty} \frac{(-1)^n \cdot \ln(n)}{n^{\sigma}} \times [\cos(t \cdot \ln(n)) d\sigma + \sin(t \cdot \ln(n)) dt] \quad (14)$$

$$d\mathbf{g} = \sum_{n=1}^{\infty} \frac{(-1)^n \cdot \ln(n)}{n^{\sigma}} \times [-\sin(t \cdot \ln(n)) d\sigma + \cos(t \cdot \ln(n)) dt] \quad (15)$$

3. Poincaré index for 2-dimensional dynamical systems

Given a 2-dimensional vector field \mathbf{V} , defined in a simply connected region $\mathbf{A} \subset \mathbb{R}^2$, consider any closed curve \mathbf{C} fully contained in it and not enclosing any equilibrium points of the dynamical system originated by \mathbf{V} in its interior.

$$\begin{cases} \dot{\mathbf{X}}(t) = \mathbf{V}(\mathbf{X}(t)) \\ \mathbf{X}(t) \in \mathbf{A} \subset \mathbb{R}^2 \end{cases} \quad (16)$$

By restricting \mathbf{V} to the closed curve \mathbf{C} we obtain a vector field along it, as displayed in Figure 2.

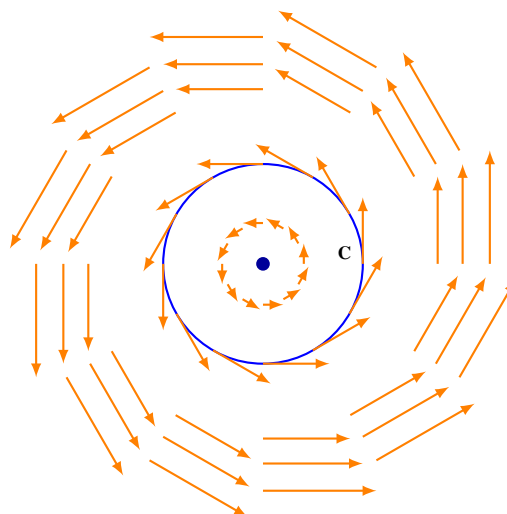


Figure 2. Vector field along closed curve

By moving along \mathbf{C} in the anti-clockwise, positive sense, the vectors with origin in \mathbf{C} rotate and, after a full excursion, an angle $2\pi k$ is traversed, where $k \in \mathbb{Z}$ - the integer k is called the Poincaré index of the curve \mathbf{C} .

The index of a closed curve with no equilibria inside it can be obtained by integrating the change in the angle of the vectors at each point in \mathbf{C} .

For a vector field given by

$$\mathbf{V}(\sigma, t) = \begin{bmatrix} \mathbf{f}(\sigma, t) \\ \mathbf{g}(\sigma, t) \end{bmatrix} \quad (17)$$

the index of \mathbf{C} is

$$k \triangleq \frac{1}{2\pi} \oint_{\mathbf{C}} d\phi = \frac{1}{2\pi} \oint_{\mathbf{C}} d \arctan\left(\frac{\mathbf{g}}{\mathbf{f}}\right) = \frac{1}{2\pi} \oint_{\mathbf{C}} \frac{\mathbf{f}d\mathbf{g} - \mathbf{g}d\mathbf{f}}{\mathbf{f}^2 + \mathbf{g}^2} \quad (18)$$

The Poincaré index of an equilibrium point of \mathbf{V} , (x_e, y_e) , is defined to be the index of a closed curve \mathbf{C} which surrounds only this specific point, not existing equilibria on the closed curve.

The Poincaré index features some very significant properties [1,15,18,20]:

- It is invariant under homotopical transformations of \mathbf{C} , provided equilibria do not "clash" with curves.
- When \mathbf{C} is a simple closed curve, \mathbf{V} is a C^2 vector field defined on \mathbf{C} and its interior, and there are no critical points of \mathbf{V} inside \mathbf{C} , the index of \mathbf{C} relative to \mathbf{V} is 0.
- The index of a sink, a source, or a center is +1.
- The index of a periodic orbit is +1.
- The index of a hyperbolic saddle point is -1.

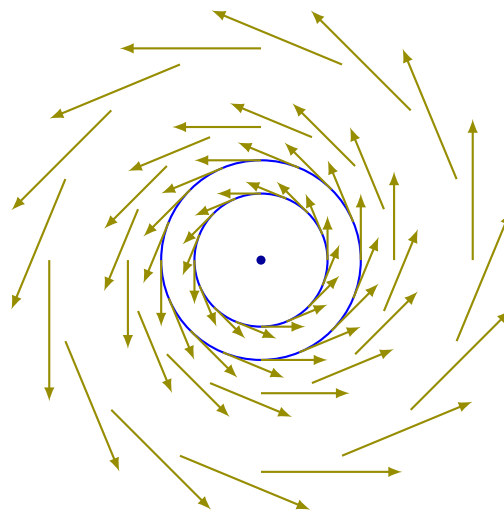


Figure 3. One isolated equilibrium (center) inside the closed curves \implies index = 1

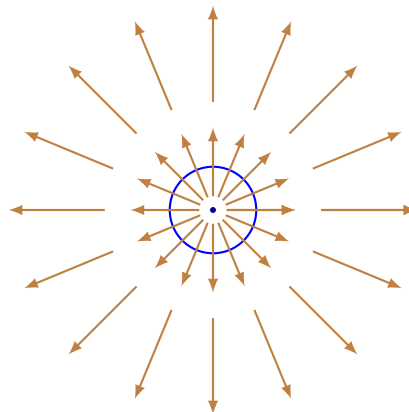


Figure 4. One isolated equilibrium (source) inside the closed curve \implies index = 1

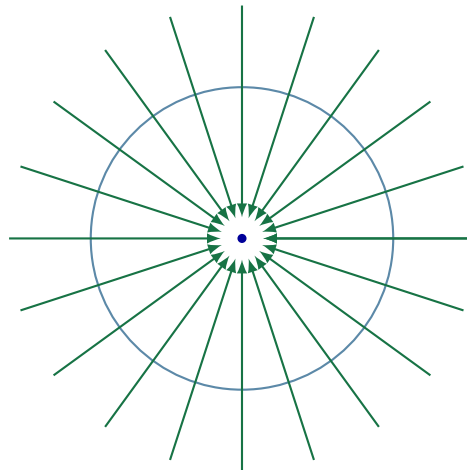


Figure 5. One isolated equilibrium (sink) inside the closed curve \implies index = 1

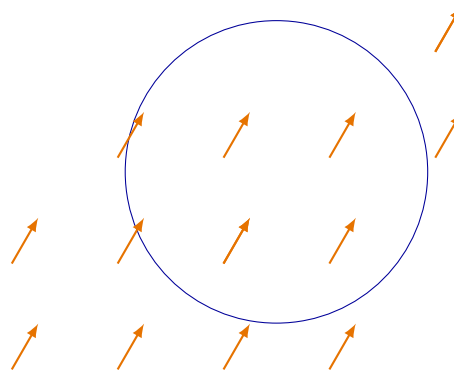


Figure 6. No equilibrium point inside the closed curve \implies index = 0

4. Detailed proof

4.1. Preliminary information and proof directives

The proof will be by contradiction (principle of non-contradiction). Therefore, it will be assumed that there is a nontrivial and isolated zero $P_e = (x_e, y_e)$ of the η function, located outside the critical line (and inside the open and simply connected region $(0.5, 1.0) \times (0, \infty)$), and the proof will proceed until a contradiction arises, demonstrating that the assumption is false, and the inexistence of nontrivial roots of η and ζ functions outside the critical line. In addition, the curve C will be a circle with center at P_e , radius R , and parameterized by the angle θ , indicated in Figure 7. In this fashion, we have

$$\left\{ \begin{array}{l} 0.5 < x_e < 1.0 \\ y_e \in \mathbb{R}^+ \\ 0 < R < \infty, \\ P_e = (x_e, y_e) \\ s = \sigma + i.t \\ \sigma = x_e + R.\cos\theta \\ t = y_e + R.\sin\theta \\ \frac{d\sigma}{d\theta} = -R.\sin\theta \\ \frac{dt}{d\theta} = R.\cos\theta \end{array} \right. \quad (19)$$

where s is a generic point in \mathbf{C} .

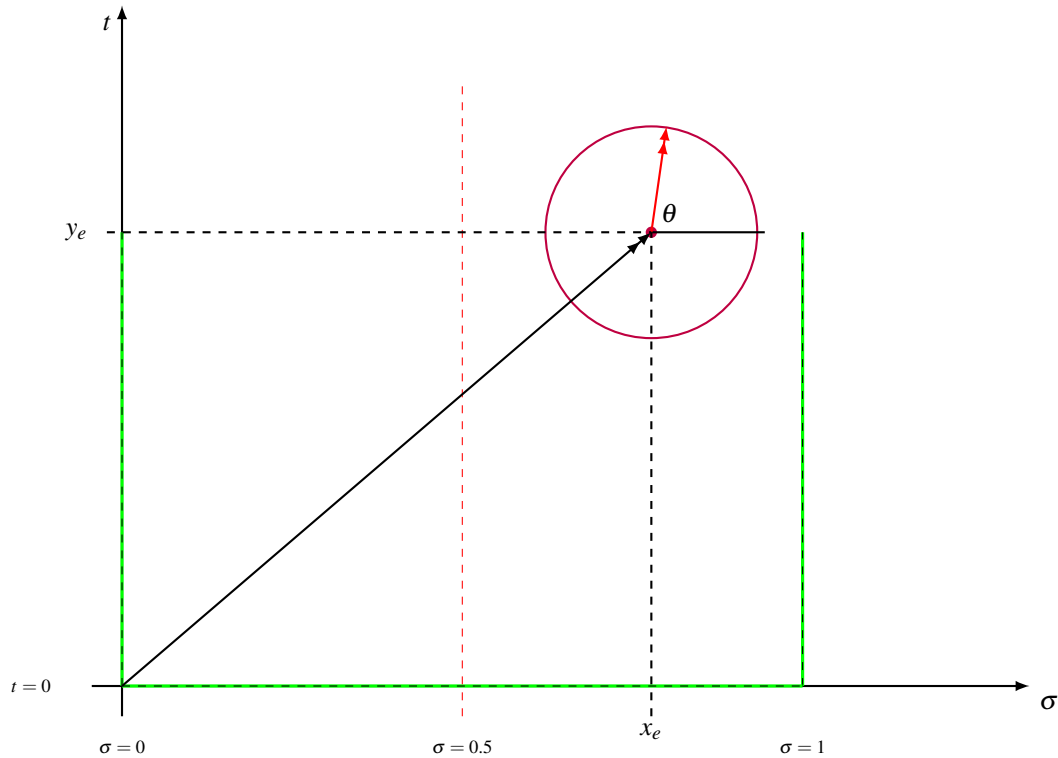


Figure 7. Relevant part of open critical strip and critical line

4.2. Final coordinates transformation

Now, a final change of variables is about to take place, and will allow us to arrive at the final expression for the Poincaré index, this time including θ and further relevant parameters.

$$\mathbf{f}(\theta) = \sum_{n=1}^{\infty} (-1)^{n-1} \times \frac{\cos((y_e + R \sin \theta) \ln(n))}{n^{x_e + R \cos \theta}} \quad (20)$$

$$\mathbf{g}(\theta) = - \sum_{n=1}^{\infty} (-1)^{n-1} \times \frac{\sin((y_e + R \sin \theta) \ln(n))}{n^{x_e + R \cos \theta}} \quad (21)$$

$$d\mathbf{f} = \sum_{n=1}^{\infty} \frac{(-1)^n \ln(n)}{n^{x_e + R \cos \theta}} \times [\cos((y_e + R \sin \theta) \ln(n)) (-R \sin \theta) d\theta + \sin((y_e + R \sin \theta) \ln(n)) (R \cos \theta) d\theta] \quad (22)$$

$$d\mathbf{g} = \sum_{n=1}^{\infty} \frac{(-1)^n \ln(n)}{n^{x_e + R \cos \theta}} \times [-\sin((y_e + R \sin \theta) \ln(n)) (-R \sin \theta) d\theta + \cos((y_e + R \sin \theta) \ln(n)) (R \cos \theta) d\theta] \quad (23)$$

or

$$d\mathbf{f} = R \times \sum_{n=1}^{\infty} \frac{(-1)^n \ln(n)}{n^{x_e + R \cos \theta}} \times [-\cos((y_e + R \sin \theta) \ln(n)) \sin \theta + \sin((y_e + R \sin \theta) \ln(n)) \cos \theta] d\theta \quad (24)$$

$$d\mathbf{g} = R \times \sum_{n=1}^{\infty} \frac{(-1)^n \ln(n)}{n^{x_e + R \cos \theta}} \times [\sin((y_e + R \sin \theta) \ln(n)) \sin \theta + \cos((y_e + R \sin \theta) \ln(n)) \cos \theta] d\theta \quad (25)$$

Therefore

$$\begin{aligned} \mathbf{f}d\mathbf{g} &= R \times \left(\sum_{n=1}^{\infty} (-1)^{n-1} \times \frac{\cos((y_e + R.\sin\theta).\ln(n))}{n^{x_e + R.\cos\theta}} \right) \times \\ &\left(\sum_{n=1}^{\infty} \frac{(-1)^n.\ln(n)}{n^{x_e + R.\cos\theta}} \times [\sin((y_e + R.\sin\theta).\ln(n)).\sin\theta + \cos((y_e + R.\sin\theta).\ln(n)).\cos\theta] d\theta \right) \\ \mathbf{g}d\mathbf{f} &= -R \times \left(\sum_{n=1}^{\infty} (-1)^{n-1} \times \frac{\sin((y_e + R.\sin\theta).\ln(n))}{n^{x_e + R.\cos\theta}} \right) \times \\ &\left(\sum_{n=1}^{\infty} \frac{(-1)^n.\ln(n)}{n^{x_e + R.\cos\theta}} \times [-\cos((y_e + R.\sin\theta).\ln(n)).\sin\theta + \sin((y_e + R.\sin\theta).\ln(n)).\cos\theta] d\theta \right) \end{aligned} \quad (26)$$

and

$$\mathbf{f}^2(\theta) = \left(\sum_{n=1}^{\infty} (-1)^{n-1} \times \frac{\cos((y_e + R.\sin\theta).\ln(n))}{n^{x_e + R.\cos\theta}} \right)^2 \quad (27)$$

$$\begin{aligned} \mathbf{g}^2(\theta) &= \left(-\sum_{n=1}^{\infty} (-1)^{n-1} \times \frac{\sin((y_e + R.\sin\theta).\ln(n))}{n^{x_e + R.\cos\theta}} \right) \times \left(-\sum_{n=1}^{\infty} (-1)^{n-1} \times \frac{\sin((y_e + R.\sin\theta).\ln(n))}{n^{x_e + R.\cos\theta}} \right) \\ &= \left(\sum_{n=1}^{\infty} (-1)^{n-1} \times \frac{\sin((y_e + R.\sin\theta).\ln(n))}{n^{x_e + R.\cos\theta}} \right)^2 \end{aligned} \quad (28)$$

Also

$$\begin{aligned} \mathbf{f}d\mathbf{g} - \mathbf{g}d\mathbf{f} &= R \times \left(\sum_{n=1}^{\infty} (-1)^{n-1} \times \frac{\cos((y_e + R.\sin\theta).\ln(n))}{n^{x_e + R.\cos\theta}} \right) \times \\ &\left(\sum_{n=1}^{\infty} \frac{(-1)^n.\ln(n)}{n^{x_e + R.\cos\theta}} \times [\sin((y_e + R.\sin\theta).\ln(n)).\sin\theta + \cos((y_e + R.\sin\theta).\ln(n)).\cos\theta] d\theta \right) \\ &+ R \times \left(\sum_{n=1}^{\infty} (-1)^{n-1} \times \frac{\sin((y_e + R.\sin\theta).\ln(n))}{n^{x_e + R.\cos\theta}} \right) \times \\ &\left(\sum_{n=1}^{\infty} \frac{(-1)^n.\ln(n)}{n^{x_e + R.\cos\theta}} \times [-\cos((y_e + R.\sin\theta).\ln(n)).\sin\theta + \sin((y_e + R.\sin\theta).\ln(n)).\cos\theta] d\theta \right) \end{aligned} \quad (29)$$

or

$$\begin{aligned} \mathbf{f}d\mathbf{g} - \mathbf{g}d\mathbf{f} &= R \times \left[\left(\sum_{n=1}^{\infty} (-1)^{n-1} \times \frac{\cos((y_e + R.\sin\theta).\ln(n))}{n^{x_e + R.\cos\theta}} \right) \times \right. \\ &\left(\sum_{n=1}^{\infty} \frac{(-1)^n.\ln(n)}{n^{x_e + R.\cos\theta}} \times [\sin((y_e + R.\sin\theta).\ln(n)).\sin\theta + \cos((y_e + R.\sin\theta).\ln(n)).\cos\theta] \right) \\ &+ \left(\sum_{n=1}^{\infty} (-1)^{n-1} \times \frac{\sin((y_e + R.\sin\theta).\ln(n))}{n^{x_e + R.\cos\theta}} \right) \times \\ &\left. \left(\sum_{n=1}^{\infty} \frac{(-1)^n.\ln(n)}{n^{x_e + R.\cos\theta}} \times [-\cos((y_e + R.\sin\theta).\ln(n)).\sin\theta + \sin((y_e + R.\sin\theta).\ln(n)).\cos\theta] \right) \right] d\theta \end{aligned} \quad (30)$$

4.3. Considerations about the index of P_e surrounded by the circle \mathbf{C}

As defined in expressions (18), the Poincaré index of an equilibrium point (x_e, y_e) of a given planar vector field, is defined to be the index (k) of a closed curve \mathbf{C} which surrounds only this specific point, not existing equilibria on the closed curve. It is given by

$$k \triangleq \frac{1}{2\pi} \oint_{\mathbf{C}} d\phi = \frac{1}{2\pi} \oint_{\mathbf{C}} d\arctan\left(\frac{\mathbf{g}}{\mathbf{f}}\right) = \frac{1}{2\pi} \oint_{\mathbf{C}} \frac{\mathbf{f}d\mathbf{g} - \mathbf{g}d\mathbf{f}}{\mathbf{f}^2 + \mathbf{g}^2} \quad (31)$$

and, when used in the present case, assumes a very interesting form, mainly because \mathbf{C} is a circle with radius R and center P_e , as described above. Some aspects are worth mentioning:

1. Any concentric circle with radius smaller than R will result in the same index for P_e , because they are homotopic and enclose only one and the same isolated equilibrium, by hypothesis [15]. So, even for arbitrarily small and positive values of the radius, k remains constant.
2. According to the particular expression for $\mathbf{f}d\mathbf{g} - \mathbf{g}d\mathbf{f}$, formula (30), the integrand $\frac{\mathbf{f}d\mathbf{g} - \mathbf{g}d\mathbf{f}}{\mathbf{f}^2 + \mathbf{g}^2}$ may be written $R \times \frac{\mathbf{H}}{\mathbf{f}^2 + \mathbf{g}^2} d\theta$, resulting in the following formulation for the index k , where H is a function.

$$k = R \times \frac{1}{2\pi} \oint_{\mathbf{C}} \frac{\mathbf{H}}{\mathbf{f}^2 + \mathbf{g}^2} = R \times \frac{1}{2\pi} \int_0^{2\pi} \frac{\mathbf{H}}{\mathbf{f}^2 + \mathbf{g}^2} d\theta \quad (32)$$

3. By analysing the function \mathbf{H} , it is possible to see that it is composed of some convergent series and also expressions like $(y_e + R.\sin\theta)$ and $(x_e + R.\cos\theta)$, which approach constant values when R gets near zero, although always positive. Therefore, expressions like $\cos((x_e + R.\cos\theta).\ln(n))$ will tend to $K.\ln(n)$, where $0.54 < K < 0.88$ is a constant. Hence, the expression in (32) to the right of R may be made practically independent of R for sufficiently small radiuses. In addition, the expression

$$\frac{1}{2\pi} \oint_{\mathbf{C}} \frac{\mathbf{H}}{\mathbf{f}^2 + \mathbf{g}^2} = \frac{1}{2\pi} \int_0^{2\pi} \frac{\mathbf{H}}{\mathbf{f}^2 + \mathbf{g}^2} d\theta \quad (33)$$

is bounded, considering its analytical composition, and there must exist a real, positive constant RC such that

$$-RC < \frac{1}{2\pi} \int_0^{2\pi} \frac{\mathbf{H}}{\mathbf{f}^2 + \mathbf{g}^2} d\theta < RC \quad (34)$$

for all R , provided the respective circle remains located inside the correct region. Choosing $R_* = \frac{1}{RC}$ and multiplying the previous expression by it, we obtain

$$-1 < k = R_* \times \frac{1}{2\pi} \int_0^{2\pi} \frac{\mathbf{H}}{\mathbf{f}^2 + \mathbf{g}^2} d\theta < 1 \quad (35)$$

As $k \in \mathbb{Z}$ by definition, it must be equal to zero.

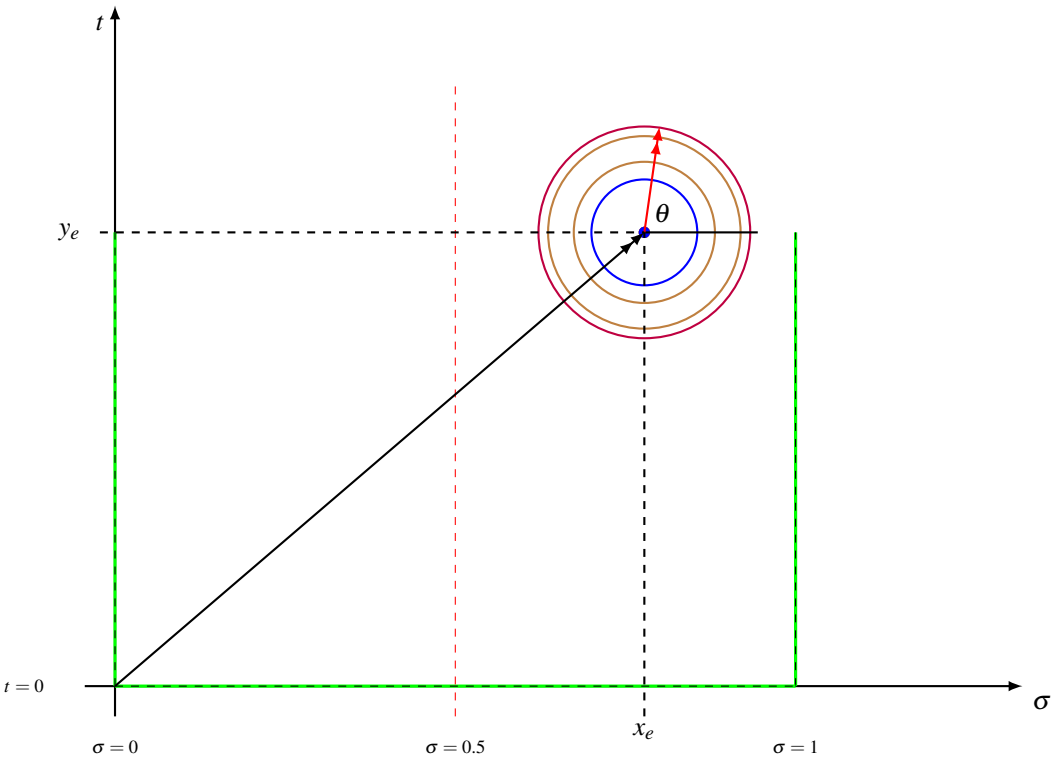


Figure 8. Contracting circles with fixed center at P_e

But, as an isolated equilibrium, P_e must have nonzero Poincaré index, leading to a contradiction.

For the sake of illustration, Figure 9 displays the vector field around the equilibrium corresponding to the zero (0.5 , 21.0220396387715549926284). It is possible to infer that it represents a source for the overall dynamical system.

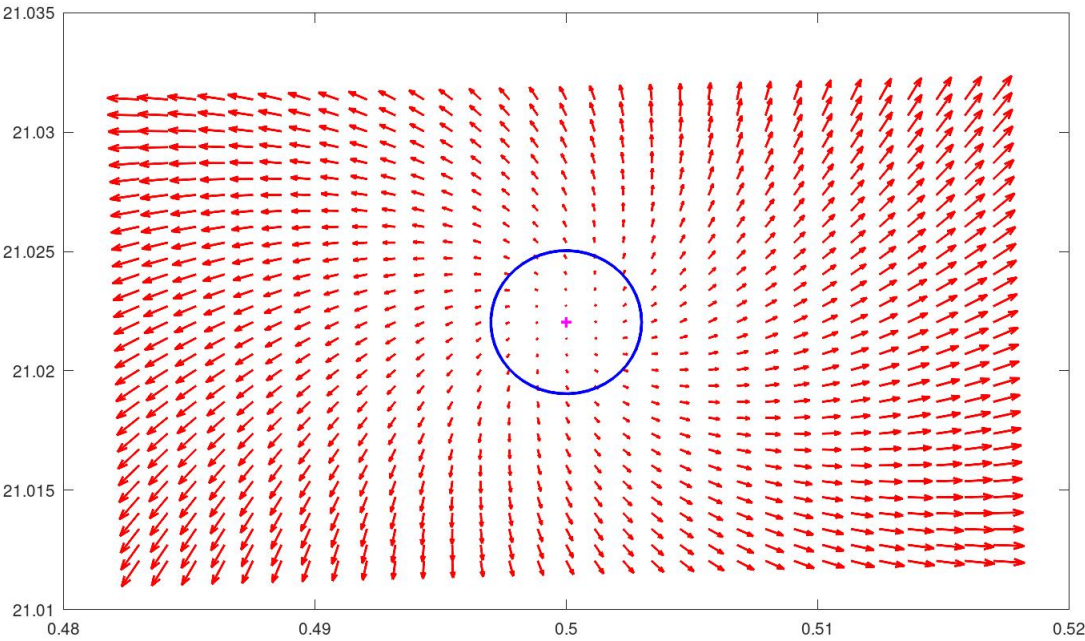


Figure 9. Configuration of the vector field in the neighborhood of $P_e = (0.5, 21.0220396387715549926284)$

Now, Figure 10 displays the vector field corresponding to η in a region without equilibria. It is possible to infer that the Poincaré index of the circle is zero.

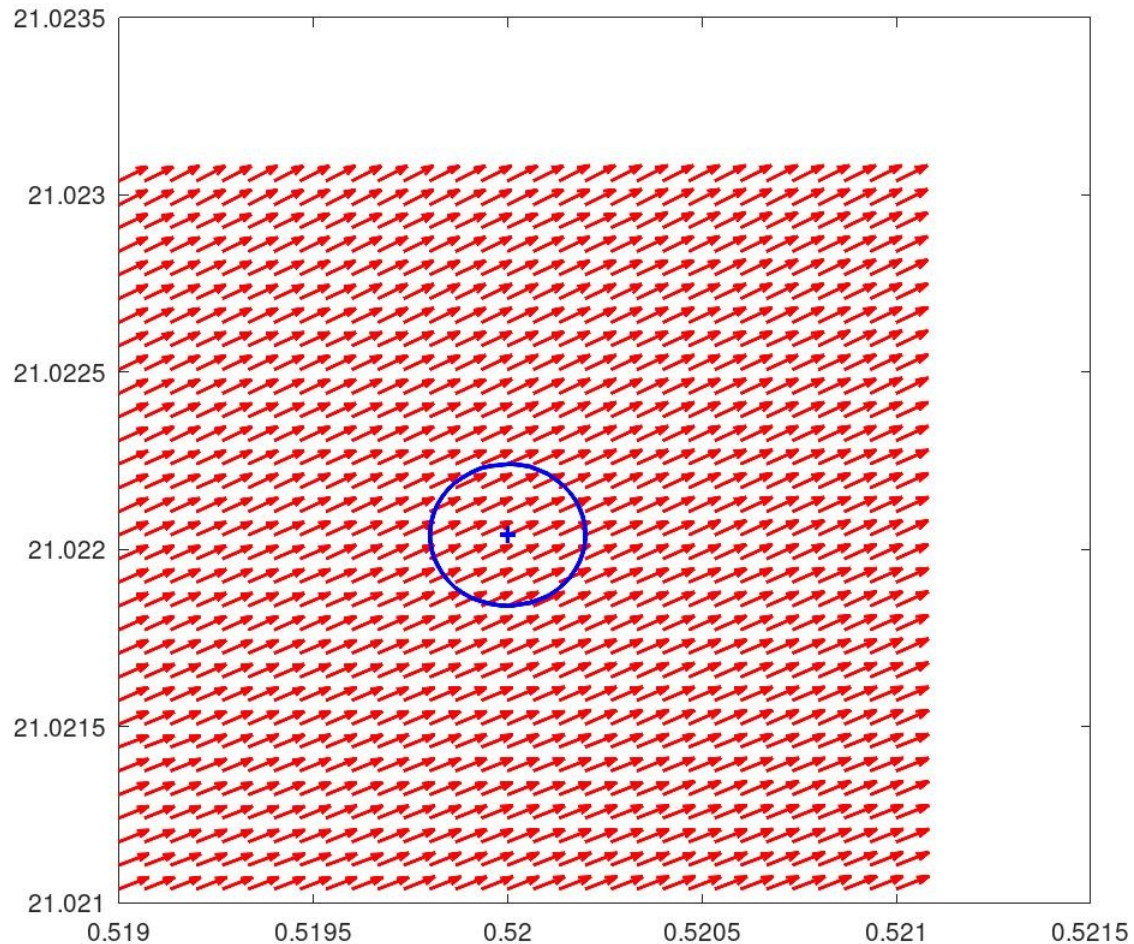


Figure 10. Configuration of the vector field in a region without zeros of η

5. Conclusions

By leaving the complex numbers' realm it was possible to arrive at a satisfactory conclusion about the Riemann hypothesis. By using concepts of the theory of dynamical systems and a specific vector field constructed with basis in the Dirichlet eta function, the negation of the Riemann hypothesis provoked a logical contradiction, leading to the conclusion it is true.

The underlying method used in this paper may be directed to any complex function, provided it satisfies certain (not very restrictive) regularity conditions, including Dirichlet L-functions and so many others [17].

1. A. A. Andronov, E. A. Leontovich, I. I. Gordon and A. G. Maier, Qualitative Theory of Second-Order Dynamic Systems. Halsted Press, New York, 1973.
2. A. A. Andronov, E. A. Leontovich, I. I. Gordon and A. G. Maier, Theory of Bifurcations of Dynamical Systems on a Plane. Wiley, New York, 1973.
3. N. ARWASHAN, THE RIEMANN HYPOTHESIS AND THE DISTRIBUTION OF PRIME NUMBERS, Nova Science Publisher Inc, 2021.
4. V. I. Arnold, Mathematical Methods of Classical Mechanics, Springer, New York , 1989..
5. V. I. Arnold, Geometrical Methods in the Theory of Ordinary Differential Equations, Springer, New York , 1983..

6. D. K. Arrowsmith and C. M. Place, Ordinary Differential Equations. A Qualitative Approach with Applications. Chapman & Hall, London, 1982.
7. F. Brauer , J. A. Nohel, The Qualitative Theory of Ordinary Differential Equations: An Introduction. Courier Corporation, New York, 1989.
8. J. Derbyshire, Prime Obsession: Bernhard Riemann and the Greatest Unsolved Problem in Mathematics. New York, Penguin, 2004.
9. Edwards, H. M. Riemann's Zeta Function. New York: Dover, 2001.
10. J. Guckenheimer and P. Holmes, Nonlinear Oscillations, Dynamical Systems, and Bifurcations of Vector Fields, Springer , New York , 2013.
11. J. K. Hale, Ordinary Differential Equations. Robert E. Krieger Publishing Co. Inc., New York, 1980.
12. P. Hartman, Ordinary Differential Equations. John Wiley & Sons, New York, 1964.
13. K. Knopp, Theory and Application of Infinite Series, Dover, 1990.
14. S. Lang, Complex Analysis, 4th ed., Springer-Verlag, 1999.
15. R. Marangell, Index Theory Lecture Notes, University of Sydney, 2017.
16. Z. Nitecki, Differentiable Dynamics - An Introduction to the Orbit Structure of Diffeomorphisms. The MIT Press, New York, 1971.
17. H. Oliveira. Existence of Zeros for Holomorphic Complex Functions: A Dynamical Systems Approach. Preprints 2023, 2023090357. <https://doi.org/10.20944/preprints202309.0357.v1>
18. L. Perko, Differential Equations and Dynamical Systems. Springer Science & Business Media, New York , 2001.
19. E. C. Titchmarsh.. The Theory of the Riemann Zeta Function, 2nd edition, Oxford University Press, 1986.
20. S. Wiggins. An introduction to applied nonlinear dynamical systems and chaos 2nd ed., Springer, 2003.

Disclaimer/Publisher's Note: The statements, opinions and data contained in all publications are solely those of the individual author(s) and contributor(s) and not of MDPI and/or the editor(s). MDPI and/or the editor(s) disclaim responsibility for any injury to people or property resulting from any ideas, methods, instructions or products referred to in the content.