

On the thermodynamics of fermions at any temperature based on parametrized partition function

Yunuo Xiong^{1, a)} and Hongwei Xiong^{1, 2, 3, b)}

¹⁾ *Center for Fundamental Physics and School of Mathematics and Physics, Hubei Polytechnic University, Huangshi 435003, China*

²⁾ *College of Science, Zhejiang University of Technology, Hangzhou 31023, China*

³⁾ *Wilczek Quantum Center, Shanghai Jiao Tong University, Shanghai 200240, China*

(Dated: 20 November 2022)

In this work we study the recently developed parametrized partition function formulation and show how we can infer the thermodynamic properties of fermions based on numerical simulation of bosons and distinguishable particles at various temperatures. In particular, we show that in the three dimensional space defined by energy, temperature and the parameter characterizing parametrized partition function, we can map the energies of bosons and distinguishable particles to fermionic energies through constant-energy contours. We apply this idea to both noninteracting and interacting Fermi systems and show it is possible to infer the fermionic energies at all temperatures, thus providing a practical and efficient approach to obtain thermodynamic properties of large fermion systems with numerical simulation. As an example, we present energies for up to 50 noninteracting fermions and up to 20 interacting fermions at all temperatures and show good agreement with the analytical result for noninteracting case.

^{a)}Electronic mail: xiongyunuo@hbpu.edu.cn

^{b)}Electronic mail: xionghongwei@hbpu.edu.cn

I. INTRODUCTION

The ability to simulate fermions is of paramount importance in the field of numerical calculation, early methods to simulate Fermi systems are primarily the Hartree-Fock method, and density functional approach. Those methods have been applied to gain valuable insights into the atomic structure; unfortunately though, they treat the quantum correlation and exchange effects in an approximate manner, and being able to take such effects into account is crucial for realistic many body quantum systems. Later on, a numerically exact method based on the path integral formulation of quantum mechanics was developed, known as path integral Monte Carlo/molecular dynamics¹⁻³, and it has been successfully applied to extract thermodynamic properties of Bose systems from ab initio simulations⁴⁻¹². In principle, path integral Monte Carlo/molecular dynamics takes all quantum effects into account but when we try to apply this methodology to fermions, we encounter an insurmountable difficulty known as fermion sign problem¹³⁻²⁷, where the probabilities used for sampling become negative. In this work, we consider the recently developed parametrized path integral formulation^{28,29} and propose a scheme to overcome the difficulties associated with the numerical simulation of Fermi systems, hopefully obtaining a method to numerically study the ab initio properties of Fermi systems.

The recently developed parametrized partition function²⁸ provides a scheme to smoothly interpolate the thermodynamics of bosons, distinguishable particles and fermions; in particular, the energy as a function of the interpolation parameter ξ can be shown to be a smooth monotonic function. In a previous work²⁹, an attempt was made to infer the thermodynamics of fermions by numerically simulating the parametrized partition function for $\xi \geq 0$ through path integral molecular dynamics (PIMD), and then extrapolate the results to $\xi = -1$ corresponding to fermions; of course, direct simulation for $\xi < 0$ is infeasible due to fermion sign problem where the probability distribution in importance sampling becomes negative, rendering any sampling methods inapplicable. This approach worked well for large, interacting Fermi systems at medium and high temperature, but the extrapolation scheme was shown to be unreliable at low temperature or for noninteracting Fermi systems. In particular, such extrapolation fails completely for the ground state of noninteracting fermions.

Despite the failure associated with the simple extrapolation scheme, the value of parametrized partition function as a promising tool to extract the thermodynamics of fermions (the "hid-

den" information for traditional sampling method) from that of bosons and distinguishable particles shall not be neglected. In this work, we further study the properties of parametrized partition function and consider the three dimensional phase space defined by energy, temperature, and ξ . We show that, instead of trying to infer fermion energies in the two dimensional plane defined by energy and ξ as we did in the extrapolation scheme, the addition of temperature greatly improves credibility for the inference process; that is, within the framework of this new method we demonstrate how we could connect the thermodynamics of fermions with that of bosons and distinguishable particles through constant-energy contours in this three-dimensional space. Moreover, we show theoretically that the contours can be described by parabolic curves for the examples in the text, giving rise to the aforementioned credibility when performing the inference. Our method can be applied to study both the ground state and finite temperature properties of Fermi systems; that is, by obtaining all the information for the $\xi \geq 0$ region, which can be done efficiently, we gained access to the thermodynamic properties for the Fermi system. To test our method, we apply it for both interacting and noninteracting Fermi systems and give results for heat capacity that can be compared against analytical and other results. We also discuss the general method to improve the precision by making fuller use of the extra parameter in the parametrized partition function, in addition to the temperature.

II. THEORY

The partition function of N particles is

$$Z(\beta) = \text{Tr}(e^{-\beta\hat{H}}). \quad (1)$$

Here $\beta = 1/k_B T$, with k_B being the Boltzmann constant and T being the system temperature. The average energy is $E(\beta) = -\partial \ln Z(\beta) / \partial \beta$.

For N identical particles, we consider the following parametrized partition function^{28,29} with a real parameter ξ ,

$$Z(\xi, \beta) \sim \sum_{p \in S_N} \xi^{N_p} \int d\mathbf{r}_1 d\mathbf{r}_2 \cdots d\mathbf{r}_N \langle p\{\mathbf{r}\} | e^{-\beta\hat{H}} | \{\mathbf{r}\} \rangle. \quad (2)$$

Here $\{\mathbf{r}\}$ denotes $\{\mathbf{r}_1, \cdots, \mathbf{r}_N\}$. S_N represents the set of $N!$ permutation operations denoted by p . The factor ξ^{N_p} is due to the exchange effect of identical particles, with N_p

a number defined to be the minimum number of times for which pairs of indices must be interchanged in permutation p to recover the original order. In this parametrized partition function, the quantum statistics parameter ξ interpolates continuously from bosons ($\xi = 1$), distinguishable particles ($\xi = 0$), to fermions ($\xi = -1$). In addition, we still have

$$E(\xi, \beta) = -\frac{\partial \ln Z(\xi, \beta)}{\partial \beta}. \quad (3)$$

Using $e^{-\beta \hat{H}} = e^{-\Delta\beta \hat{H}} \dots e^{-\Delta\beta \hat{H}}$ with $\Delta\beta = \beta/P$ and the technique of path integral, the partition function $Z(\xi, \beta)$ with a general parameter ξ can be also mapped as a classical system of interacting ring polymers^{28,29}, based on the idea of recursion formula for identical particles^{7,25}. The so called exact numerical simulation of the thermodynamics for a quantum system is through this path integral formalism so that $Z(\xi, \beta)$ can be written as the high dimensional integral of all the coordinates of NP beads. Unfortunately, for negative ξ , the fermion sign problem makes the direct numerical calculation of the energy for fermions with path integral formalism infeasible under extreme condition of large particle number or ultra low temperature. The purpose of the present work is to provide an efficient and reliable method to calculate the energy of fermions for any temperature by calculating firstly the energy for $\xi \geq 0$ with PIMD.

Because ξ is a quantum statistics parameter which has an equivalent repulsive exchange interaction for fermions and equivalent attractive exchange interaction for bosons, for the same temperature, the energy should decrease with increasing ξ . In addition, for the same ξ , the energy should increase with increasing T . In Fig. 1, we illustrate a series of contour lines $\xi_E(T)$ with constant energy E which satisfy these two monotonic behavior. In the caption of this figure, we give the method to calculate the temperature of fermions corresponding to a given energy, if we know in advance the property of the contour line $\xi_E(T)$ for any given energy larger than the ground state energy of fermions.

For a given energy, we first consider the behavior of $\xi_E(T)$ near $T = 0$. Because the energy is a function of ξ and β , we also have $\xi(E, \beta)$ and $\beta(E, \xi)$. In this case, we always have the following exact relation based on calculus:

$$\frac{\partial \xi(E, T)}{\partial T} = -\frac{\partial E(\xi, T)/\partial T}{\partial E(\xi, T)/\partial \xi}. \quad (4)$$

Because $E(\xi, T = 0)$ is the ground state energy, while $\partial E(\xi, T)/\partial T$ is the heat capacity,

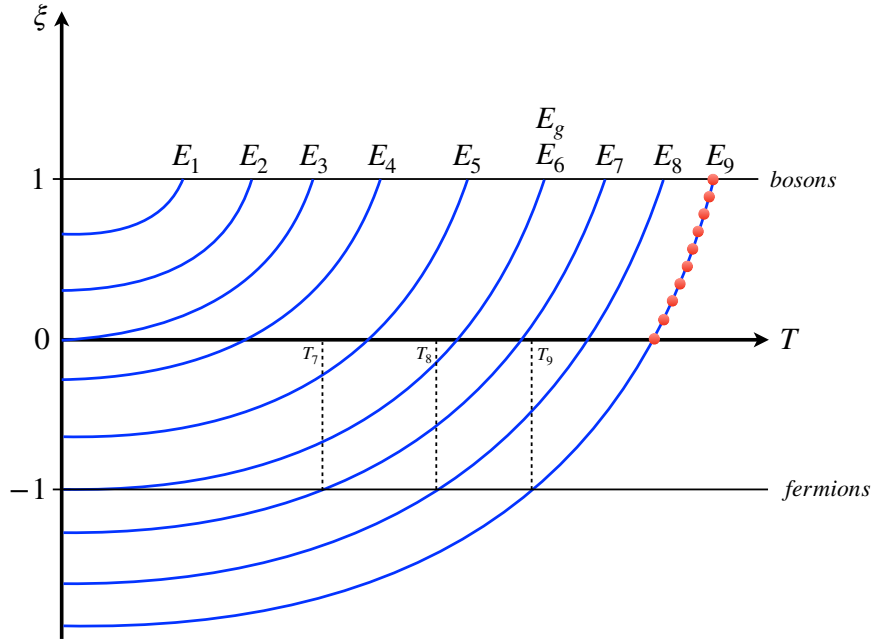


FIG. 1. A general illustration of the $\xi_E(T)$ curve with constant energy E . For the whole region $\xi \geq 0$, we can give exact numerical calculation of the energy $E(\xi, T)$ with path integral molecular dynamics or path integral Monte Carlo, without suffering from fermion sign problem. The general physical consideration tells us that $E(\xi, T)$ has monotonic behavior about the parameters ξ and T , so that $E_1 < E_2 < \dots < E_9$. The horizontal lines are for bosons with $\xi = 1$ and fermions with $\xi = -1$, respectively. As an example, the solid circles give $\xi_E(T)$ for the same energy E_9 . From the data given by the solid circles, we may determine the function $\xi_E(T)$ based on $\xi_E(T) = a(E) + b(E)T^2$ or more general expression of $\xi_E(T)$. After obtaining $\xi_E(T)$, because $\xi = -1$ for fermions, the vertical dashed line will give the temperature T_9 of the fermions with energy E_9 . The curve for E_6 is special because the curve $\xi_E(T)$ passes through the point $(\xi = -1, T = 0)$. This means that E_6 is the ground state energy of fermions at $T = 0$. For $E < E_6$, there is no real number solution of the temperature for $\xi = -1$. This result is not surprising because the energy is already below the ground state energy of fermions.

we have $\lim_{T \rightarrow 0} \partial E(\xi, T) / \partial T = 0$. Hence, we obtain the following simple relation:

$$\left. \frac{\partial \xi(E, T)}{\partial T} \right|_{T=0} = 0. \quad (5)$$

This means that for a given energy, if we expand $\xi_E(T)$ about T with Taylor series, there

should be an absence of the linear term. In this case, we have

$$\xi_E(T) = a(E) + b(E)T^2 + \sum_{n>2} c_n(E)T^n. \quad (6)$$

To consider the behavior of $c_n(E)$ for $n > 2$, we discuss $\xi(E, T)$ ($\equiv \xi_E(T)$) at high temperature. For $\beta \rightarrow 0$ (or $T \rightarrow \infty$), $E(\beta, \xi)$ is independent of the quantum statistics parameter ξ . In this case, we have

$$E(\xi, \beta \rightarrow 0) = \text{const}. \quad (7)$$

For small β , based on the above result and the monotonic behavior of $E(\xi, \beta)$ about ξ , for fixed β , $E(\xi, \beta)$ can be approximated as a linear function of ξ , i.e.

$$E(\xi, \beta) \approx E(\xi = 0, \beta) + d(\beta)\xi. \quad (8)$$

This linear behavior at high temperature was firstly found by the numerical simulation in Ref.²⁹.

The combination of the low-temperature and high-temperature behaviors suggest that $\xi_E(T)$ may take the following simple expression (see more details in the supplementary material):

$$\xi_E(T) \approx a(E) + b(E)T^2. \quad (9)$$

Of course, all the difficulties are now contained in the coefficients $a(E)$ and $b(E)$. Fortunately, because the above relation is obtained from the general consideration of arbitrary value of ξ , it applies to $\xi \geq 0$ too. Hence, the accurate calculation of the energy for $\xi \geq 0$ provides the chance to determine $a(E)$ and $b(E)$, which then predicts the temperature of fermions having energy E , by solving $-1 = a(E) + b(E)T^2$.

III. RESULTS

Now we turn to consider the validity of the above relation with 10 noninteracting particles in a two-dimensional harmonic trap with potential function $\frac{1}{2}m\omega^2(x^2 + y^2)$. The choice of noninteracting particles is due to the fact it provides an ideal system to test any new method²⁵. In all our calculations, we will use the convention of $\hbar = m = k_B = \omega = 1$. For noninteracting particles, we have shown in Ref.²⁹ that the energy can be calculated

accurately with the following equation in the grand canonical ensemble.

$$N = \sum_{\mathbf{n}} \frac{1}{e^{\beta(\epsilon(\mathbf{n})-\mu)} - \xi}, \quad (10)$$

$$E(\xi, \beta, N) = \sum_{\mathbf{n}} \frac{\epsilon(\mathbf{n})}{e^{\beta(\epsilon(\mathbf{n})-\mu)} - \xi}. \quad (11)$$

$\epsilon(\mathbf{n})$ is the single-particle eigenenergies of the system. With given parameters of N, β , and ξ , from Eq. (10), we can get the chemical potential $\mu(\xi, \beta, N)$. Using further Eq. (11), we can get the energy $E(\xi, \beta, N)$ in the grand canonical ensemble.

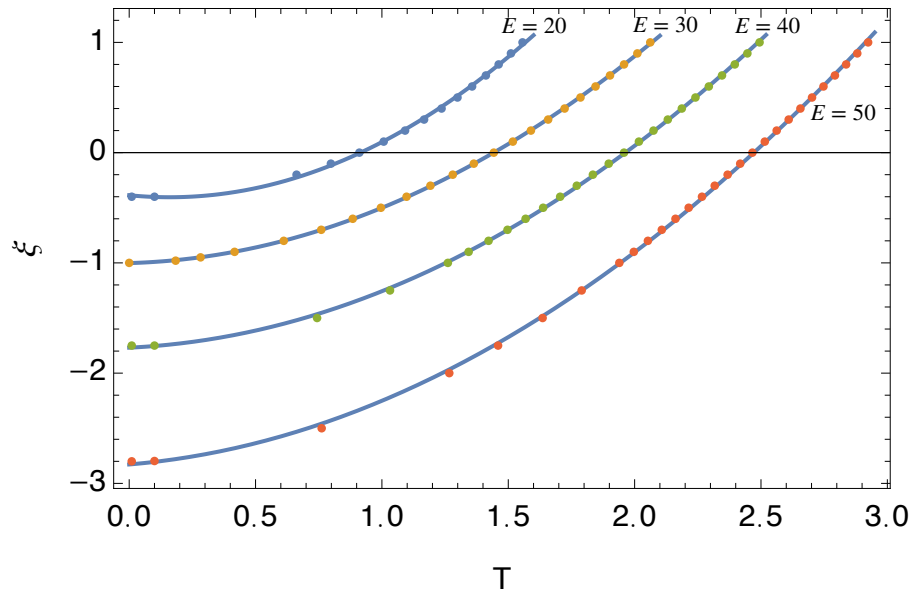


FIG. 2. For 10 noninteracting particles, the circles show ξ for different temperatures, while the solid lines are the fitting with the function $\xi_E(T) = a(E) + b(E)T^2$, respectively. Here, four curves are for the contour lines with different energies.

In Fig. 2, for different energies, the circles give the relation between ξ and T . The solid lines are the fitting with Eq. (9), which shows perfect agreement. The validity of the relation (9) paves the way to give us a simple way to predict the energy of fermions for different temperature including the situation of extreme zero temperature. For a given energy E , if we know the corresponding temperature T_0 for $\xi = 0$ and T_1 for $\xi = 1$, we may get the coefficients $a(E)$ and $b(E)$ based on Eq. (9). By setting $\xi = -1$ in Eq. (9), we then get the

temperature T for the fermions with this energy. Changing the energy and repeating these simple calculations, we may get continuously the relation between energy and temperature of fermions from zero temperature to high temperature.

We still consider the example of 10 noninteracting particles. For both $\xi = 0$ and $\xi = 1$, we get a series of energies for different temperatures, based on Eqs. (10) and (11). Of course, we may also calculate these data accurately by PIMD²⁹. Here, we use Eqs. (10) and (11) to calculate the energy of different temperatures for $\xi = 0$ and $\xi = 1$ so that one may follow our calculation and method more easily. By reliable interpolation and fitting, we can get two energy functions $f_0(T)$ for $\xi = 0$ and $f_1(T)$ for $\xi = 1$. For a given E , we get numerically T_0 and T_1 by solving $E = f_0(T)$ and $E = f_1(T)$, respectively. In this case, we can determine the coefficients $a(E)$ and $b(E)$ with Eq. (9). By solving further the equation $-1 = a(E) + b(E)T^2$, we get the corresponding fermion temperature $T(E)$ for this energy. Following this method, we get a series of $E(T)$ for fermions from the information of $f_0(T)$ and $f_1(T)$ without suffering from fermion sign problem. The heat capacity for fermions can be obtained with $C(T) = dE(T)/dT$. In a testing simulation, the heat capacity is more demanding than energy, hence in Fig. 3, we give the heat capacity based on our method (red line) and the heat capacity (blue dashed line) directly from Eqs. (10) and (11).

We consider the two-dimensional harmonic trap by including a Coulomb-type interaction:

$$V_{int} = \sum_{l < j}^N \frac{\lambda}{|\mathbf{r}_l - \mathbf{r}_j|}. \quad (12)$$

Here λ represents the dimensionless coupling constant of the Coulomb-type interaction. For 10 particles and $\lambda = 0.5$, with the method in Ref.^{28,29}, for different temperatures, we obtain energies for $\xi = 0$ and $\xi = 1$ with PIMD shown in the inset of Fig. 4, which enables us to obtain two functions $f_0(T)$ and $f_1(T)$. From $f_0(T)$, $f_1(T)$ and the relation (9), we get the energy of the fermions for different temperatures. In Fig. 3, the blue line gives the heat capacity of 10 interacting fermions with different temperatures.

In Fig. 4, by calculating more data of the energy for different temperatures and $\xi \geq 0$, we verify again that $\xi_E(T)$ satisfies the simple relation (9). We have also found that the fermion energy for $\beta = 1$ does not conflict with the result by Dornheim³⁰ and our previous calculation²⁹, while in both Ref.²⁹ and Ref.³⁰, it is difficult to consider the temperature below $\beta = 1$ and impossible for $T \ll 1$. In all our results in this work, the error due to the statistical fluctuations is negligible, hence we do not give the error bar in the present

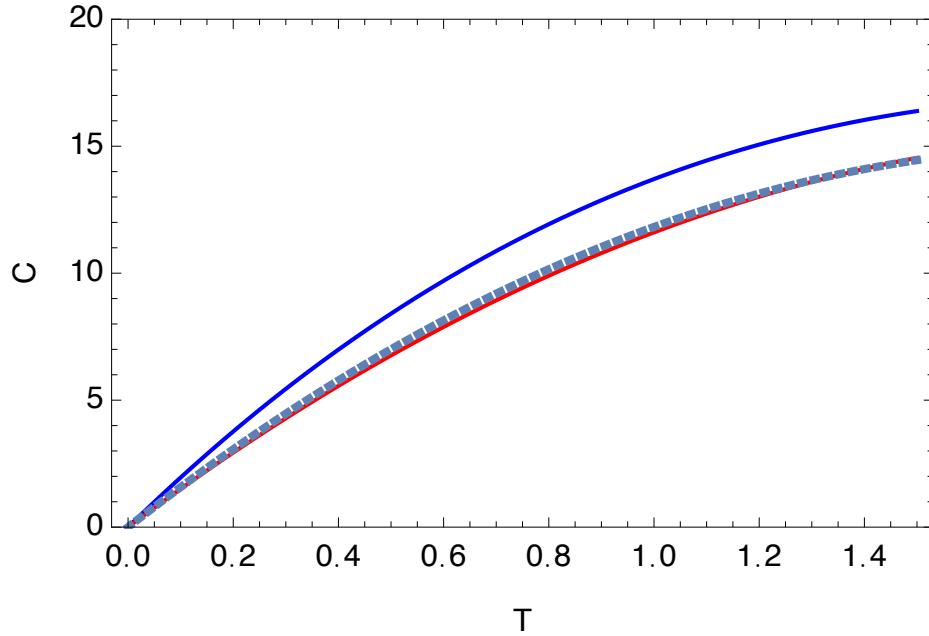


FIG. 3. The red solid line is the simulated heat capacity $C(T)$ with our method for 10 noninteracting fermions, while the blue dashed line is the result based on the formula of grand canonical ensemble. The blue solid line is the simulated heat capacity with our method for 10 fermions with Coulomb repulsive interaction. In the limit of $T \rightarrow \infty$, the heat capacity should be 20 for noninteracting case.

work. Of course, in practical application or precise calculations one may give more accurate calculation and more careful analysis of the statistical fluctuations. It is worth pointing out that the main purpose of the present work is to propose and verify the idea of our method. Hence, we only use moderate 10^7 MD steps and $P = 12/T$ beads with separate Nosé-Hoover thermostat^{31–35} in our calculation to assure convergence, and to test our idea and also show the efficiency of our method. In practical applications, to satisfy the high precision calculation of some problems, we may consider to increase significantly the MD steps and the number of beads P per particle.

We may improve on this scheme by employing more complicated inference processes, for example by using higher order curves to describe the contours. By satisfying the condition of $\partial\xi(E, T)/\partial T|_{T=0} = 0$, we may consider the following more general expression:

$$\xi + d(E)\xi^2 = a(E) + b(E)T^2 + c(E)T^3. \quad (13)$$

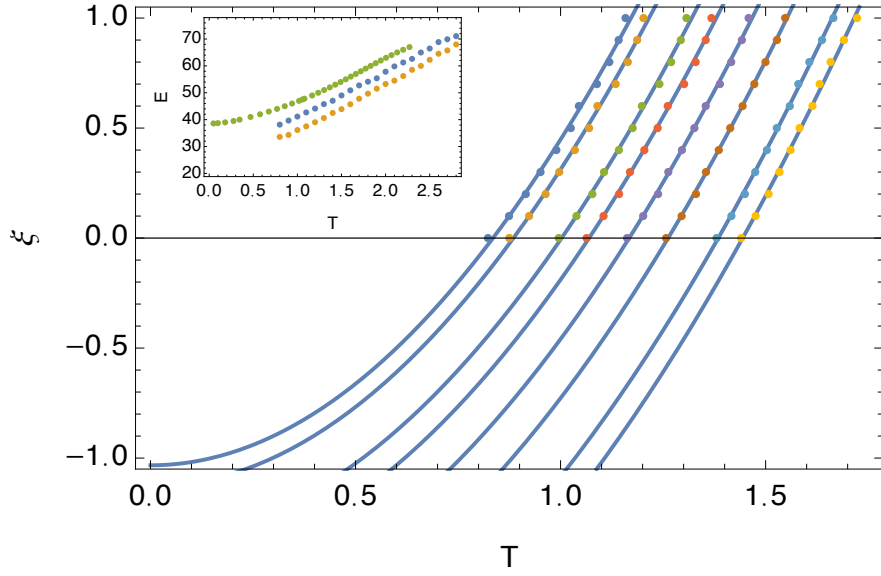


FIG. 4. For 10 interacting particles, the circles from the left to right correspond to the energy for 38.6, 39.3, 41, 42, 43.5, 45, 47, 48, respectively. The corresponding lines are the fitting with $a + bT^2$. The blue circle and yellow circle in the inset show the simulated energy for $\xi = 0$ and $\xi = 1$, while the green circle is the energy of fermions calculated with our method.

In this case, to determine the coefficients $a(E)$, $b(E)$, $c(E)$, $d(E)$, we need to calculate $E(\xi \geq 0, T)$ with four different parameters ξ . In the supplementary material, we use this formula to give more accurate calculation of the fermion energy for greater number of particles with and without interparticle interactions.

IV. CONCLUSIONS

As a summary, in this work we considered the three dimensional phase space based on the parametrized path integral formulation^{28,29}, and proposed a scheme to infer the fermion energy at all temperatures from the available information in the half space with $\xi \geq 0$, via constant-energy contours. We successfully applied the present method to study both noninteracting and interacting particles and obtained reasonable heat capacity curve. The scope of application of the present method is well beyond that of traditional method and it

is expected this new method can be applied to study a variety of Fermi systems previously intractable by other simulation techniques^{36–48}.

ACKNOWLEDGMENTS

This work is partly supported by the National Natural Science Foundation of China under grant numbers 11175246, and 11334001.

DATA AVAILABILITY

The data that support the findings of this study are available from the corresponding author upon reasonable request. The code of this study is openly available in GitHub (<https://github.com/xiongyunuo/PIMD-Pro-2>).

REFERENCES

- ¹J. A. Barker, A quantum-statistical Monte Carlo method; path integrals with boundary conditions, *J. Chem. Phys.* **70**, 2914 (1979).
- ²M. E. Tuckerman, *Statistical mechanics: theory and molecular simulation*, Oxford University, New York (2010).
- ³C. Cazorla and J. Boronat, Simulation and understanding of atomic and molecular quantum crystals, *Rev. Mod. Phys.* **89**, 035003 (2017).
- ⁴D. M. Ceperley, Path integrals in the theory of condensed helium, *Rev. Mod. Phys.* **67**, 279 (1995).
- ⁵M. Boninsegni, N. V. Prokof'ev, and B. V. Svistunov, Worm algorithm and diagrammatic Monte Carlo: A new approach to continuous-space path integral Monte Carlo simulations, *Phys. Rev. E* **74**, 036701 (2006).
- ⁶M. Boninsegni, N. V. Prokof'ev, and B. V. Svistunov, Worm algorithm for continuous-space path integral Monte Carlo simulations, *Phys. Rev. Lett.* **96**, 070601 (2006).
- ⁷B. Hirshberg, V. Rizzi, and M. Parrinello, Path integral molecular dynamics for bosons, *Proc. Natl. Acad. Sci. U. S. A.* **116**, 21445 (2019).
- ⁸C. W. Myung, B. Hirshberg, and M. Parrinello, Prediction of a supersolid phase in high-pressure deuterium, *Phys. Rev. Lett.* **128**, 045301 (2022).

- ⁹Y. Xiong and H. Xiong, Path integral molecular dynamics simulations for Green's function in a system of identical bosons, *J. Chem. Phys.* **156**, 134112 (2022).
- ¹⁰Y. Xiong and H. Xiong, Path integral and winding number in singular magnetic field, *Eur. Phys. J. Plus* **137**, 550 (2022).
- ¹¹Y. Yu, S. Liu, H. Xiong, and Y. Xiong, Path integral molecular dynamics for thermodynamics and Green's function of ultracold spinor bosons, *J. Chem. Phys.* **157**, 064110 (2022).
- ¹²Y. Xiong and H. Xiong, Path integral molecular dynamics for anyons, bosons and fermions, *Phys. Rev. E* **106**, 025309 (2022).
- ¹³D. M. Ceperley, Path Integral Monte Carlo Methods for Fermions, Monte Carlo and Molecular Dynamics of Condensed Matter Systems, K. Binder and G. Ciccotti (Eds.), Editrice Compositori, Bologna (Italy) (1996).
- ¹⁴A. Alexandru, G. Basar, P. F. Bedaque, and N. C. Warrington, Complex paths around the sign problem, *Rev. Mod. Phys.* **94**, 015006 (2022).
- ¹⁵M. Troyer and U. J. Wiese, Computational Complexity and Fundamental Limitations to Fermionic Quantum Monte Carlo Simulations, *Phys. Rev. Lett.* **94**, 170201 (2005).
- ¹⁶E. Y. Loh, J. E. Gubernatis, R. T. Scalettar, S. R. White, D. J. Scalapino, and R. L. Sugar, Sign problem in the numerical simulation of many-electron systems, *Phys. Rev. B* **41**, 9301 (1990).
- ¹⁷A. P. Lyubartsev, Simulation of excited states and the sign problem in the path integral Monte Carlo method, *J. Phys. A: Math. Gen.* **38**, 6659 (2005).
- ¹⁸M. A. Voznesenskiy, P. N. Vorontsov-Velyaminov, and A. P. Lyubartsev, Path-integral-expanded-ensemble Monte Carlo method in treatment of the sign problem for fermions, *Phys. Rev. E* **80**, 066702 (2009).
- ¹⁹R. Mondaini, S. Tarat, and R. T. Scalettar, Quantum critical points and the sign problem, *Science* **375**, 418 (2022).
- ²⁰Congjun Wu and Shou-Cheng Zhang, Sufficient condition for absence of the sign problem in the fermionic quantum Monte Carlo algorithm, *Phys. Rev. B* **71**, 155115 (2005).
- ²¹C. J. Umrigar, Julien Toulouse, Claudia Filippi, S. Sorella, and R. G. Hennig, Alleviation of the Fermion-Sign Problem by Optimization of Many-Body Wave Functions, *Phys. Rev. Lett.* **98**, 110201 (2007).
- ²²Zi-Xiang Li, Yi-Fan Jiang, and Hong Yao, Solving the fermion sign problem in quantum

- Monte Carlo simulations by Majorana representation, *Phys. Rev. B* **91**, 241117(R) (2015).
- ²³Z. C. Wei, Congjun Wu, Yi Li, Shiwei Zhang, and T. Xiang, Majorana Positivity and the Fermion Sign Problem of Quantum Monte Carlo Simulations, *Phys. Rev. Lett.* **116**, 250601 (2016).
- ²⁴Z. X. Li, Y. F. Jiang, and H. Yao, Majorana-Time-Reversal Symmetries: A Fundamental Principle for Sign-Problem-Free Quantum Monte Carlo Simulations, *Phys. Rev. Lett.* **117**, 267002 (2016).
- ²⁵B. Hirshberg, M. Invernizzi, and M. Parrinello, Path integral molecular dynamics for fermions: Alleviating the sign problem with the Bogoliubov inequality, *J. Chem. Phys.* **152**, 171102 (2020).
- ²⁶T. Dornheim, M. Invernizzi, J. Vorberger, and B. Hirshber, Attenuating the fermion sign problem in path integral Monte Carlo simulations using the Bogoliubov inequality and thermodynamic integration, *J. Chem. Phys.* **153**, 234104 (2020).
- ²⁷Y. Xiong and H. Xiong, Numerical calculation of Green's function and momentum distribution for spin-polarized fermions by path integral molecular dynamics, *J. Chem. Phys.* **156**, 204117 (2022).
- ²⁸Y. Xiong and H. Xiong, On the thermodynamic properties of fictitious identical particles and the application to fermion sign problem, *J. Chem. Phys.* **157**, 094112 (2022).
- ²⁹Y. Xiong and H. Xiong, Parametrized path integral formulation for large fermion systems, arXiv:2208.13777 (2022).
- ³⁰T. Dornheim, The Fermion sign problem in path integral Monte Carlo simulations: quantum dots, ultracold atoms, and warm dense matter, *Phys. Rev. E* **100**, 023307 (2019).
- ³¹S. Nosé, A molecular dynamics method for simulations in the canonical ensemble, *Mol. Phys.* **52**, 255 (1984).
- ³²S. Nosé, A unified formulation of the constant temperature molecular dynamics methods, *J. Chem. Phys.* **81**, 511 (1984).
- ³³W. G. Hoover, Canonical dynamics: Equilibrium phase-space distributions, *Phys. Rev. A* **31**, 1695 (1985).
- ³⁴G. J. Martyna, M. L. Klein, and M. Tuckerman, Nosé-Hoover chains: The canonical ensemble via continuous dynamics, *J. Chem. Phys.* **97**, 2635 (1992).
- ³⁵S. Jang and G. A. Voth, Simple reversible molecular dynamics algorithms for Nosé-Hoover chain dynamics, *J. Chem. Phys.* **107**, 9514 (1997).

- ³⁶D. M. Ceperley, Fermion nodes, *J. Stat. Phys.* **63**, 1237 (1991).
- ³⁷D. M. Ceperley, Path-integral calculations of normal liquid ³He, *Phys. Rev. Lett.* **69**, 331 (1992).
- ³⁸B. Militzer, E. L. Pollock, and D. M. Ceperley, Path integral Monte Carlo calculation of the momentum distribution of the homogeneous electron gas at finite temperature, *High Energy Dens. Phys.* **30**, 13 (2019).
- ³⁹C. H. Mak, R. Egger, and H. Weber-Gottschick, Multilevel blocking approach to the fermion sign problem in path-integral Monte Carlo simulations, *Phys. Rev. Lett.* **81**, 4533 (1998).
- ⁴⁰N. S. Blunt, T. W. Rogers, J. S. Spencer, and W. M. Foulkes, Density-matrix quantum Monte Carlo method, *Phys. Rev. B* **89**, 245124 (2014).
- ⁴¹F.D. Malone, N. S. Blunt, James J. Shepherd, D. K. K. Lee, J. S. Spencer, and W. M. C. Foulkes, Interaction Picture Density Matrix Quantum Monte Carlo, *J. Chem. Phys.* **143**, 044116 (2015).
- ⁴²T. Schoof, M. Bonitz, A. V. Filinov, D. Hochstuhl and J. W. Dufty, Configuration Path Integral Monte Carlo, *Contrib. Plasma Phys.* **51**, 687 (2011).
- ⁴³T. Schoof, S. Groth, and M. Bonitz, Towards ab Initio Thermodynamics of the Electron Gas at Strong Degeneracy, *Contrib. Plasma Phys.* **55**, 136 (2015).
- ⁴⁴T. Schoof, S. Groth, J. Vorberger, and M. Bonitz, Ab Initio Thermodynamic Results for the Degenerate Electron Gas at Finite Temperature, *Phys. Rev. Lett.* **115**, 130402 (2015).
- ⁴⁵A. Yilmaz, K. Hunger, T. Dornheim, S. Groth, and M. Bonitz, Restricted configuration path integral Monte Carlo, *J. Chem. Phys.* **153**, 124114 (2020).
- ⁴⁶T. Dornheim, S. Groth, A. Filinov, and M. Bonitz, Permutation blocking path integral Monte Carlo: a highly efficient approach to the simulation of strongly degenerate non-ideal fermions, *New J. Phys.* **17**, 073017 (2015).
- ⁴⁷T. Dornheim, T. Schoof, S. Groth, A. Filinov, and M. Bonitz, Permutation blocking path integral Monte Carlo approach to the uniform electron gas at finite temperature, *J. Chem. Phys.* **143**, 204101 (2015).
- ⁴⁸Joonho Lee, Miguel A. Morales, and Fionn D. Malone, A phaseless auxiliary-field quantum Monte Carlo perspective on the uniform electron gas at finite temperatures: Issues, observations, and benchmark study, *J. Chem. Phys.* **154**, 064109 (2021).

Supplementary Material for "On the thermodynamics of fermions at any temperature based on parametrized partition function"

Appendix A: The details to obtain relation $\xi_E(T) \approx a(E) + b(E)T^2$ based on general physical consideration

From the following simple relation proved in the text:

$$\left. \frac{\partial \xi(E, T)}{\partial T} \right|_{T=0} = 0, \quad (\text{S.1})$$

for a given energy, if we expand $\xi_E(T)$ about T with Taylor series, there should be an absence of the linear term. In this case, we have

$$\xi_E(T) = a(E) + b(E)T^2 + \sum_{n>2} c_n(E)T^n. \quad (\text{S.2})$$

At the high temperature limit of $\beta \rightarrow 0$ (or $T \rightarrow \infty$), $E(\beta, \xi)$ should be independent of the quantum statistics parameter ξ . In this case, we have

$$E(\beta \rightarrow 0, \xi) = \text{const}. \quad (\text{S.3})$$

For small β , based on the above result and the monotonic behavior of $E(\beta, \xi)$ about ξ , for fixed β , $E(\beta, \xi)$ can be approximated well as a linear function of ξ , i.e.,

$$E(\beta, \xi) \approx E(\beta, \xi = 0) + d(\beta)\xi. \quad (\text{S.4})$$

For small β with linear behavior of ξ , $E(T, \xi)$ may be written as

$$E(T, \xi) \approx E(T = 0, \xi = 0) + (\alpha_1 + \alpha_2 T)T + (\gamma_1 + \gamma_2 T)\xi. \quad (\text{S.5})$$

At high temperature, it is clear that $|\alpha_2| \ll |\alpha_1|$ and $|\gamma_2| \ll |\gamma_1|$. In this case, for a fixed energy E , we have

$$\xi_E(T) \approx \frac{\Delta E}{\gamma_1} - \left(\frac{\Delta E \gamma_2}{\gamma_1^2} + \frac{\alpha_1}{\gamma_1} \right) T + \left(\frac{\alpha_1 \gamma_2}{\gamma_1^2} - \frac{\alpha_2}{\gamma_1} \right) T^2. \quad (\text{S.6})$$

Here $\Delta E = E - E(T = 0, \xi = 0)$. This means that at high temperature, the expansion to T^2 is a good approximation to $\xi_E(T)$. Usually, the larger the independent variable, the more we need to keep higher-order terms. This means that the expansion to T^2 is also a good approximation for the whole temperature region, in particular for ultra low temperature.

The combination of the low temperature and high temperature behavior suggests that $\xi_E(T)$ may be approximated well by the following simple expression verified by the calculation in the text.

$$\xi_E(T) \approx a(E) + b(E)T^2. \quad (\text{S.7})$$

To sum up, the above simple relation originates from two physics: (i) the monotonic behavior of $E(\xi, \beta)$ about ξ and β ; (ii) the exact relation (S.1).

Appendix B: More general consideration of the orbit $\xi_E(T)$

In Fig. S.1, we illustrate the reason why the present method succeeds to predict the fermion energy from zero temperature to high temperature, while our previous method^{28,29} fails for low temperature. In this figure, for 10 noninteracting particles in the two-dimensional harmonic trap, we give the contour map of $E(\xi, T)$. We emphasize that PIMD and PIMC can only give accurate calculation for $\xi \geq 0$. Here we give the full contour map by using the exact expression (10) and (11) in the text to show the general structure.

The dashed circle encloses a low-temperature region where $E(\xi, T)$ is almost a constant. For $T = 0$ as an example, we will find that $E(\xi \geq 0, T = 0) = 20$. In this case, it is obvious that we can not predict the fermion energy at zero temperature based on these data along the line of constant temperature. Outside this dark region enclosed by the dashed circle, however, $E(\xi, T)$ has regular change, so that we have the chance to predict the fermion energy from the accurate data of $E(\xi \geq 0, T)$. For each constant E , we have a fully defined trajectory $\xi_E(T)$ with the same energy. Even under this general idea, we still need to have clever method to solve the problem. In hindsight, it is obvious that the orbit $\xi_E(T)$ with constant E gives the best choice to predict the fermion energy. We give a brief reason as follows.

From

$$E(\xi, T) = \text{constant}, \quad (\text{S.1})$$

we have

$$\frac{\partial E}{\partial \xi} \frac{d\xi}{dT} + \frac{\partial E}{\partial T} = 0. \quad (\text{S.2})$$

This leads to

$$\frac{d\xi}{dT} = -\frac{\partial E / \partial T}{\partial E / \partial \xi}. \quad (\text{S.3})$$

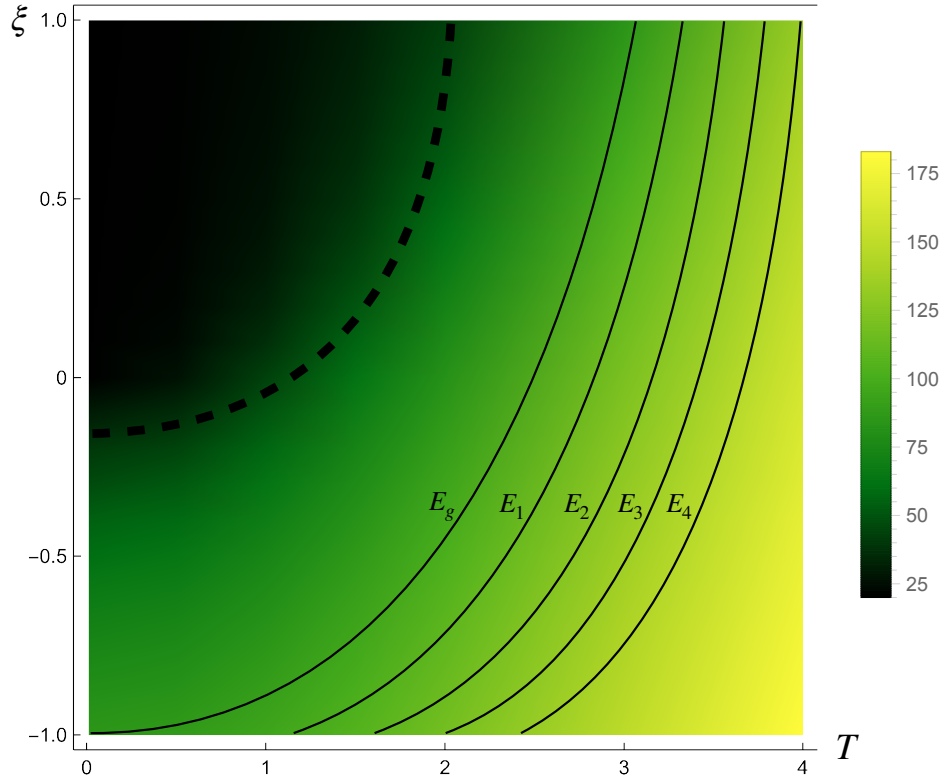


FIG. S.1. Shown is the complete contour map of 10 noninteracting particles. In the black region on the upper left corner, the energies are almost constant, showing the function $E(\xi, T)$ is non-analytical there for large particle number and this demonstrates why the previous extrapolation scheme fails for this region, in which we attempted to extrapolate along the vertical lines on the contour map. With our new method, however, we bypass this black region and instead do inference along the black curves with constant energy. Those black curves reside in a region where $E(\xi, T)$ has good analytical property so the inference process works for all temperatures.

From

$$\left. \frac{\partial E}{\partial T} \right|_{T=0} = 0, \quad (\text{S.4})$$

we have the following exact relation

$$\lim_{T \rightarrow 0} \left. \frac{d\xi}{dT} \right|_E = 0. \quad (\text{S.5})$$

With the symbol in the text, it is

$$\lim_{T \rightarrow 0} \frac{d\xi_E(T)}{dT} = 0. \quad (\text{S.6})$$

It is this exact condition that makes the orbit of constant energy the best choice to predict the fermion energy.

Generally speaking, the orbit satisfying the above condition with constant energy may be written as

$$\xi_E + \sum_{n \geq 2} d_n(E) \xi_E^n = a(E) + b(E)T^2 + \sum_{n > 2} c_n(E)T^n. \quad (\text{S.7})$$

All these coefficients are determined by the physics of the system, which is not known in advance. Fortunately, the accurate data of the relation between $\xi \geq 0$ and T for a given constant energy gives us the opportunity to determine accurately these coefficients. The more coefficients we consider, the more accurately we can determine the orbital and thus more accurately obtain the fermion temperature for a given energy. In the main text, we only use two coefficients $a(E)$ and $b(E)$. Now, we consider the following expression which does improve our results, compared with the choice $\xi_E = a(E) + b(E)T^2$ in the text.

$$\xi_E + d(E)\xi_E^2 = a(E) + b(E)T^2 + c(E)T^3. \quad (\text{S.8})$$

To determine these four coefficients, we need four inputs with $\xi \geq 0$.

In this supplementary material, we use the following program to predict the fermion energy.

- (1) For $\xi = 0, 0.25, 0.5, 1$, we calculate the energy for different temperatures so that we get four sets of data.
- (2) By interpolation and fitting, we get four functions $f_j(T)$ ($j = 1, 2, 3, 4$) for different ξ .
- (3) For a given E , by solving $E = f_j(T)$ ($j = 1, 2, 3, 4$), we have $\{\xi_j, T_j\}$ ($j = 1, 2, 3, 4$).
- (4) These solutions $\{\xi_j, T_j\}$ can determine the coefficients $a(E), b(E), c(E), d(E)$ with Eq. (S.8).
- (5) By setting $\xi_E = -1$ in Eq. (S.8), we finally get the temperature of the fermions for the given energy.
- (6) Repeating the above process, we will get the fermion energy for different temperatures including the zero temperature.

In Fig. S.2, we give the energy of fermions for different particle number with the above method, and good agreement is found, compared with the results of Eqs. (10) and (11).

In Fig. S.3, we give the energy of fermions for 20 interacting particles with $\lambda = 0.5$.

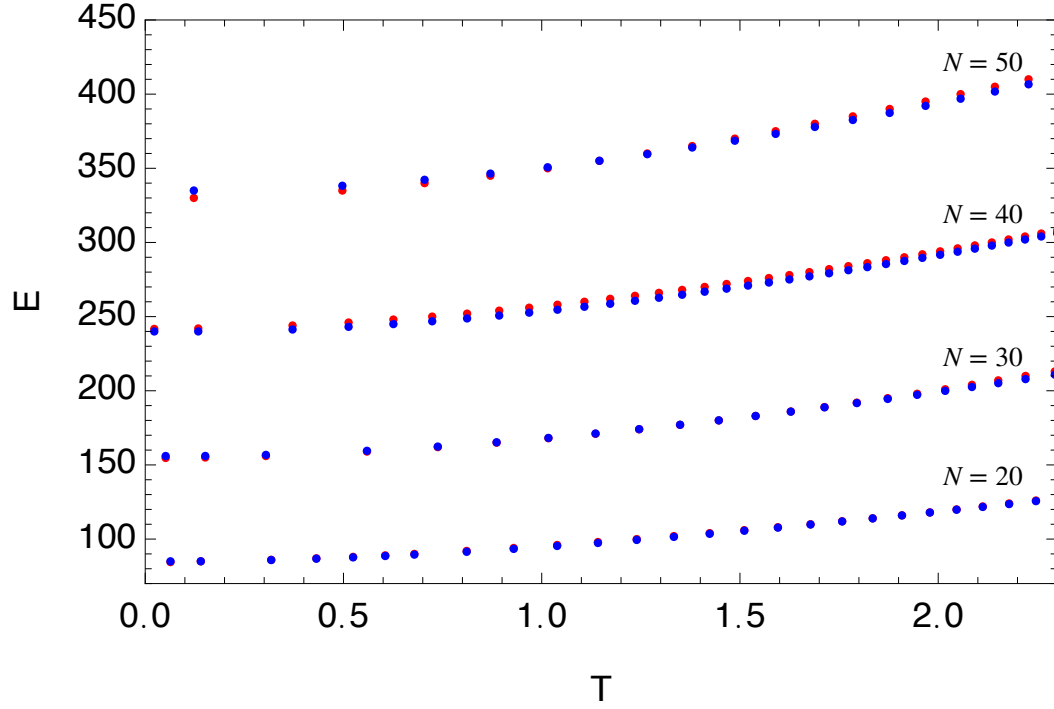


FIG. S.2. For particle number $N = 20, 30, 40, 50$ without interaction, the red circles show the energy of fermions based on our method, while the blue circles correspond to the result of Eqs. (10) and (11) in the text.

We emphasize that due to the monotonic behavior of $E(\xi, \beta)$ about ξ and β and the exact relation (S.1), Eq. (S.7) is already a good approximation. Hence, higher-order terms in (S.7) should only give a small correction. This means that the curve $\xi_E(T)$ outside the black region in Fig. S.1 should always show simple behavior, which assures the precision of the thermodynamics of fermions by our method.

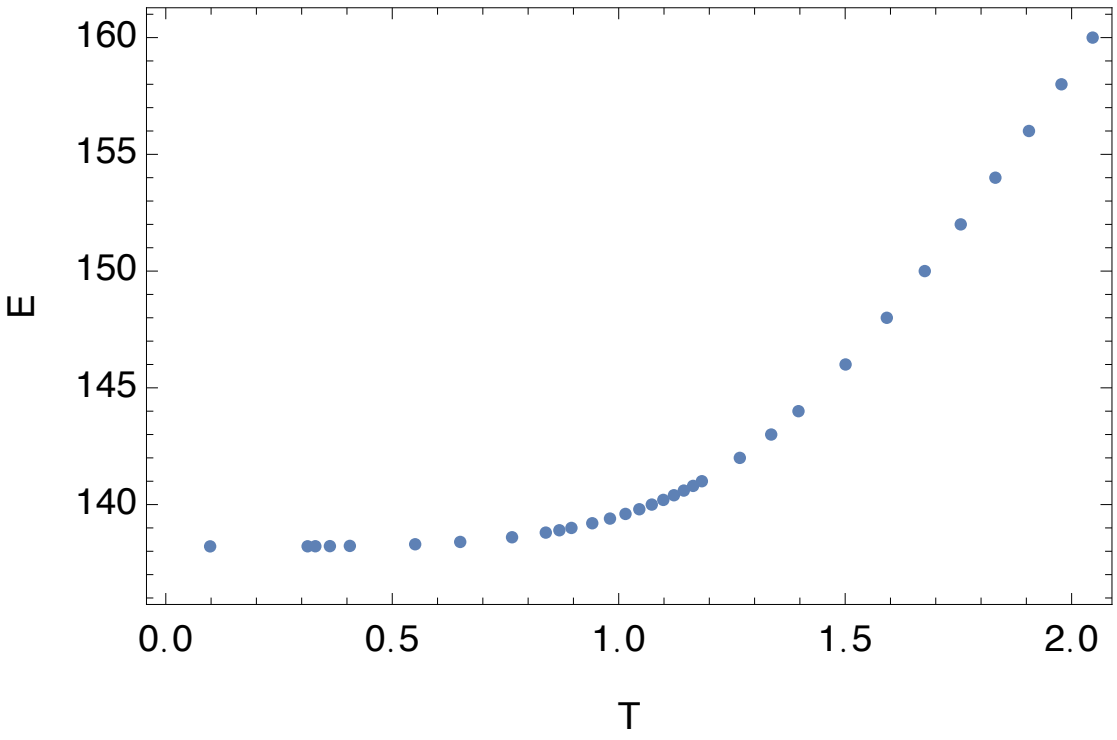


FIG. S.3. For particle number $N = 20$, shown are the energy of fermions for different temperature with Coulomb interaction of $\lambda = 0.5$.