

# The Hyperbolic Universe

Christopher A. Laforet  
Windsor, ON, Canada

This paper proposes a relativistic model of the Universe in which the geometry describes a 4D version of the 2-sheeted hyperboloid that is isotropic, homogeneous in space at a given time and inhomogeneous in time. The radius of this metric is temporal as opposed to spatial. It predicts both a Universe and Anti-Universe moving in opposite directions of time undergoing an expansion phase, followed by a collapsing phase. Using only the current age of the Universe and transition redshift, it predicts the accelerated expansion and it is shown that its Hubble diagram fits currently available supernova and quasar data as well as predicting a Hubble constant  $H_0 \approx 71.6 \text{ km/s/Mpc}$ . The angular term of the metric describes time dilation caused by the relativistic kinematic precession effect known as Thomas Precession which can be interpreted as spin about the time dimension. The model also makes two novel predictions: that the early Universe should have structures older than expected due to an increased amount of proper time relative to coordinate time in that era and that the background Universe should appear brighter than current models predict.

**Keywords:** Cosmology; General Relativity; Schwarzschild; Black Holes; Dark Energy;

**Statements and Declarations:** There are no competing interests

**Data Availability Statement:** All data generated or analysed during this study are included in this published article [and its supplementary information files].

## I. MOTIVATION AND ROADMAP

The current model of cosmology is based on the FRW metric, which, under the flat space assumption, is a flat space metric in spherical coordinates whose space-like dimensions are scaled by a time-dependant scale factor. What is notable here is that for a Universe with a non-accelerating expansion, the FRW model makes the same predictions as a spherically symmetric cosmological model based on Newtonian gravity. But the expansion of the Universe is now known to be accelerating. To accommodate this acceleration, the cosmological constant is introduced into the field equations which is assumed to give empty space a pressure that creates an accelerated expansion. The problem with the cosmological constant is that it is just a measured number whose value is heretofore unpredictable via any currently existing theory, making the true underlying nature of the accelerated expansion a mystery.

Another notable feature of the FRW metric is that it models the Universe as a continuous fluid. While this approximation might work well in the early Universe where the matter is more evenly spread, it becomes less accurate over time as concentrated pockets of matter become more dispersed and the continuous fluid assumption starts to break down, requiring the use of the Cosmological Constant to correct for that. It is also curious that the Universe would curve the spatial dimension over time via the scale factor, but have its time dimension completely uncurved. This is curious because we know that for a finite distribution of matter/energy, both space and time are curved, yet the FRW metric seems to suggest that the

infinite matter and energy of the Universe has no effect on the curvature of the time dimension.

It will be argued in this paper that the metric properly describing the Universe including its accelerated expansion is the *internal* Schwarzschild metric. This metric is a spherically symmetric vacuum solution. Consider that the external Schwarzschild metric, which is also a spherically symmetric vacuum solution, can be used to describe the worldlines of particles on an infinitely thin shell collapsing toward a center in space. For the internal metric, we can imagine that the matter and energy in the Universe is isotropically and homogeneously distributed throughout infinite space (3D space in this case), but exists only at the present time (time is the radius of the metric in this case) where the past and future are vacuums. When we see light from galaxies billions of years old, we are seeing the photons in the present. So the photons have been falling with the Universe for billions of years and then they are finally measured at our time and location. Thus, the galaxies we see in the distant past are not still "there" at that time, we are just measuring the photons emitted from that location and time at our current location and time. If we accept the vacuum assumption and that the Universe is spherically symmetric, then according to Birkhoff's theorem, the internal metric is the *only* possible cosmological metric because the Schwarzschild solution is the only spherically symmetric vacuum solution in General Relativity.

In section II, we show that surfaces of constant time in the internal metric can be visualized as a collection of 2-sheeted hyperboloids analogous to how the external metric at a given radius can be visualized as a collection of one sheet hyperboloids. The 2-sheeted hyperbolic

nature of the metric changes the interpretation of the angular term relative to the external metric, and it is shown that the metric describes a Universe that is isotropic, homogeneous in space and inhomogeneous in time, as our Universe has been observed to be. It is also demonstrated that the angular term of the internal metric comes from the kinematic relativistic effect known as Thomas Precession. This precession acts as an intrinsic 'spin' around the time dimension.

In section V we solve for the unknowns for the internal Schwarzschild metric, namely our current cosmological position in the metric and the counterpart of the Schwarzschild radius, using existing cosmological data. The model is then used to calculate relevant cosmological parameters and it is found that the model fits the cosmological data very well.

In section IX, the internal metric is interpreted as having an imaginary (as in complex numbers) radius which gives us the 2-sheeted hyperbolic structure. This 2-sheeted geometry gives us a Universe and Anti-Universe falling in opposite directions of time relative to each other. The Universe and anti-Universe are falling through the imaginary time dimension described in that section. It is shown that the Universe and Anti-Universe undergo an expansion phase followed by a collapse, where they annihilate with each other and pair production then gives birth to a new pair of Universes as the cycle repeats.

In section XI, we place the external metric in the background cosmology of the internal metric and show that a Black Hole event horizon can never form during the expansion phase. We see that gravity becomes repulsive during the collapse phase and would-be Black Holes become White Holes. This is a consequence of the Universe moving in the opposite direction of time during collapse relative to expansion.

We will begin the argument by examining the geometry of the full Schwarzschild metric in detail.

## II. THE SCHWARZSCHILD METRIC

The Schwarzschild metric is the simplest non-trivial solution to Einstein's field equations. It is a vacuum solution for the spacetime around a spherically-symmetric distribution of energy. The the external and internal forms of metric can be expressed as (coordinates in the external metric are primed to distinguish them from the internal metric coordinates):

$$d\tau'^2 = \frac{r' - r_s}{r'} dt'^2 - \frac{r'}{r' - r_s} dr'^2 - r'^2 d\Omega'^2 \quad (1)$$

$$d\tau^2 = -\frac{u - r}{r} dt^2 + \frac{r}{u - r} dr^2 - r^2 d\Omega^2 \quad (2)$$

Equation 1 is the external metric with  $t'$  being the time-like coordinate and  $r'$  being the spacelike coordinate. The Schwarzschild radius of the metric is given by  $r_s = 2GM$

in natural units. We use the prime notation for the coordinates here to distinguish the external coordinates from the internal coordinate. The external metric is the metric for an eternally spherically-symmetric vacuum centered in space. This metric is also used to describe the vacuum outside a spherically symmetric object occupying a finite amount of space (like a star or planet). This metric as written in Equation 1 becomes the Minkowski metric as  $r' \rightarrow \infty$ .

Equation 2 is the internal metric with  $t$  being the spacelike coordinate and  $r$  being the timelike coordinate. This describes the metric for a spherically symmetric vacuum centered in time. The constant  $u$  is a time constant that will be later derived from cosmological data. Analogous to the external case, this metric should also describe a vacuum of time outside a spherically-symmetric object spanning infinite space. The "center" of the metric is everywhere in space, but at a single point in time. As will be shown, when talking about the "center" of the internal metric, we cannot think of it as the center of a sphere, but rather as a particular set of sheets in a collection of 2-sheeted hyperboloids.

An important observation is that the internal metric describes a vacuum solution to the field equations. But the Universe is clearly filled with energy, so how can this solution be the Cosmological metric? In order to satisfy the requirements of the metric, the Universe must be "a spherically-symmetric energy distribution occupying an infinite amount of space for a finite amount of time". For this metric to be a cosmological description, it must be that Universe only truly exists in the present and in a very real sense moves into the future. We see light from old galaxies and the CMB because the light moves into the future with the rest of the Universe. However, that matter no longer exists in the past, it only truly exists in the present, but the light that we receive in the present shows us what that matter looked like when the Universe was physically in the past.

Time being the radial dimension of the internal metric combined with the fact that the solution is a vacuum solution gives a mathematical justification for our intuitive notions of past, present, and future. The in-homogeneity along the radial direction gives us an arrow of time that distinguishes the 'past' and 'future' analogous to the way the external solution gives us an absolute distinction between 'up' and 'down'. And the vacuum as described above gives us a boundary between them, that boundary being the 'present' time, when the matter/energy of the Universe is actually positioned in the spacetime.

Observation has shown that the Universe is:

- Spherically Symmetric
- Homogeneous in space
- In-homogeneous across time

We will also make one further assumption in this paper:

- The Universe only ever occupies a single instant of Cosmic time and moves from one moment of cosmic time to the next where the time measured by observers between cosmic times depends on their respective motions.

Relativity of simultaneity does not prohibit the idea of the energy existing at a specific Cosmological time because of the nature of the metric. In Cosmology, we can determine absolute motion and absolute simultaneity because we have the Cosmic Microwave Background. For example, consider two events that are causally disconnected. If observers at each event see the CMB temperature to be uniform in all directions (the observers are co-moving), then if both observers measure the CMB to have the same temperature at both events, then we know the events are absolutely simultaneous, even if a third observer in motion sees them as non-simultaneous. Any observer in motion through space, inertial or otherwise, will see a dipole on the CMB, and that dipole will provide all the info about the state of motion of the observer. Therefore, we can define past, present, future, and motion in an absolute sense. To put it another way, the fact that cosmological time is finite into both the past and future allows us to specify the distance of any event from either the beginning or end of time absolutely in terms of the CMB temperature, which relates directly to the cosmological coordinate time. Different observers will disagree on how much time has elapsed according to their local clocks due to the time dilation effects of their local gravitational fields and peculiar motions, but everything in the Universe is falling together in the time dimension.

Figure 1 shows the Kruskal-Szekeres coordinate chart<sup>1</sup> for both the internal and external metrics where light travels on 45 degree lines on the chart.

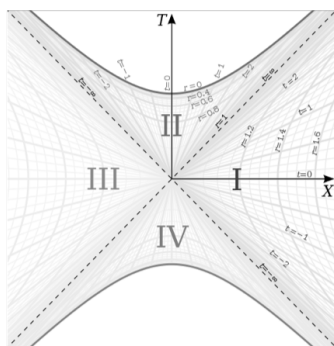


FIG. 1. Kruskal-Szekeres Coordinate Chart

<sup>1</sup> Figures 1, 3, 8, 9, 11, 12, and 13 are modifications of: 'Kruskal diagram of Schwarzschild chart' by Dr Greg. Licensed under CC BY-SA 3.0 via Wikimedia Commons - [http://commons.wikimedia.org/wiki/File:Kruskal\\_diagram\\_of\\_Schwarzschild\\_chart.svg#/media/File:Kruskal\\_diagram\\_of\\_Schwarzschild\\_chart.svg](http://commons.wikimedia.org/wiki/File:Kruskal_diagram_of_Schwarzschild_chart.svg#/media/File:Kruskal_diagram_of_Schwarzschild_chart.svg)

We will for now focus on regions I and II in the chart where region I captures the external metric and region II captures the internal metric. If we choose a single hyperbola  $r$  in each region and revolve it around the  $T$  axis, we get 2D surfaces representing a slice each region. In region I, the surface represents a surface of constant space (i.e. a surface at a constant distance from the center of the spherical body) covering infinite time. In region II, the surface represents a surface of constant time covering infinite space. We see these surfaces in Figure 2.

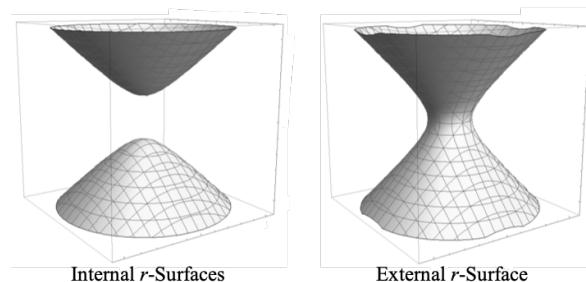


FIG. 2. 2D Surfaces of Constant  $r$  for Internal and External Metrics

In the internal case where we have two separate sheets, we will only focus on the top sheet for now. The meaning of the bottom sheet will be discussed in section VIII. In the external metric, the sheet represents an equatorial circle of space around the central body at all times. This circle is on a plane with a normal at the center and pointed vertically in Figure 2. If we then consider circles on all planes whose normals are at different angles relative to the normal of the plane we are currently visualizing, we get a 2D spherical surface representing the space surrounding the central body at constant  $r$ .

Now imagine we are situated at some point in empty space in the Universe facing in some direction. There is a plane of infinite space at the present time perpendicular to the direction we are facing. This plane is the hyperbolic sheet depicted on the left side of Figure 2. So the direction we are facing is the normal vector to this plane and just like in the external case, there are similar planes constructed from normals at all different angles to the direction we chose to face and when we put all of these together, we get an infinite 3D space at the present time.

But the points on this sheet are spacelike to us because they all exist at the same time as us and we can only see points on past sheets whose light has had time to reach us. Light paths in Figure 1 are lines at 45 degrees and light cones in Figure 2 are oriented vertically where the beginning of the Universe is at the origin between the two sheets and time moves forward as the top sheet moves up the diagram vertically. So we can construct an image of what a 2D slice of the Universe would look like to us in this geometry with our position at the center. Figure 3 shows the present sheet where we are located at the apex of the sheet. We then show a cross section of that sheet on the Kruskal-Szekeres coordinate chart with the past light

cone shown (dashed lines at 45 degrees emanating from  $t = 0$  at some  $r$ ). That light cone is then projected onto the plane at the origin and revolved around the central axis to give us a 2D image of our past light cone of the Universe.

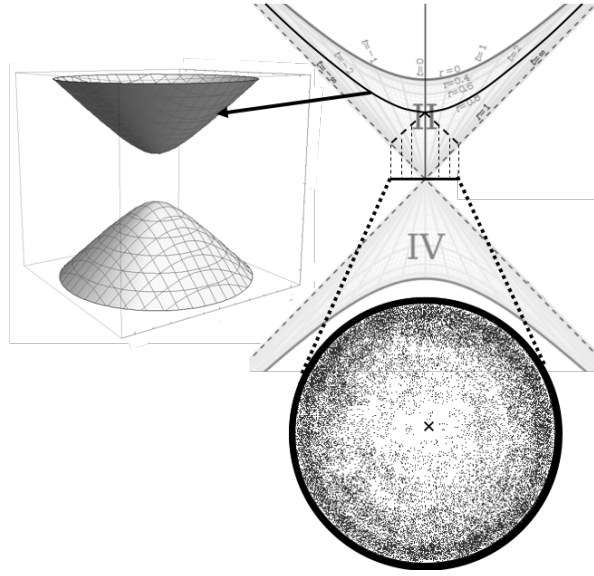


FIG. 3. Projection of the Past Light Cone on a Flat Plane

As we can see in the projection in Figure 3, concentric circles around the center of the projection (marked with 'x') are circles of constant distance  $t$  and time  $r$  from us. So we see that as we look further away in space and back in time, the Universe becomes more dense until at the beginning of the Universe, which corresponds to an infinite distance and finite time from us, the Universe is infinitely dense. This is in line with our current observations of the Universe.

Furthermore, since we can make this projection for any direction we face, the 2D projection of Figure 3 will become a 3D ball that is isotropic, homogeneous in space and inhomogeneous in time, which is consistent with the Cosmological Principle.

We will discuss the meaning of the  $r^2 d\Omega^2$  term of the internal metric, which has units of time, but first let us show that this model fits current cosmological data for the expanding Universe.

### III. THE SCALE FACTOR

Expressions for the proper time interval along lines of constant  $t$  and  $\Omega$  and the proper distance interval along hyperbolas of constant  $r$  and  $\Omega$  from Equation 2 are:

$$\frac{ds}{dt} = \pm \sqrt{\frac{u-r}{r}} = \pm a \quad (3)$$

$$\frac{d\tau}{dr} = \pm \sqrt{\frac{r}{u-r}} = \pm \frac{1}{a} \quad (4)$$

And the coordinate speed of light is given by:

$$\left(\frac{dt}{dr}\right)_{light} = \pm \frac{r}{u-r} = \pm \frac{1}{a^2} \quad (5)$$

Where  $a$  is the scale factor. First we should notice that none of the three equations depend on the  $t$  coordinate. This is good because the  $t$  coordinate marks the position of other galaxies relative to ours. Since all galaxies are freefalling in time inertially, the particular position of any one galaxy should not matter. The proper temporal velocity, proper distance, and coordinate speed of light only depend on the cosmological time  $r$ .

A plot of the scale factor vs.  $r$  (with  $u = 1$ ) is given in Figure 4 below:

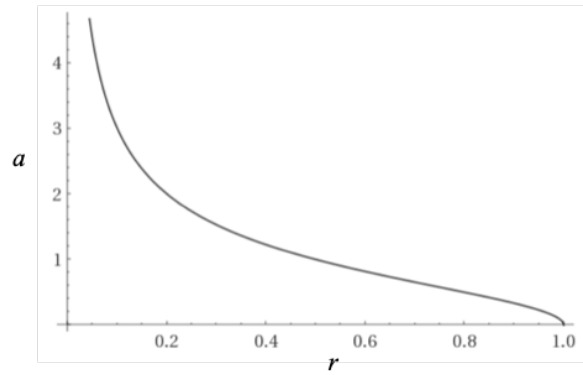


FIG. 4. Scale Factor vs.  $r$  for  $u = 1$

### IV. THE CO-MOVING OBSERVER

Let us take a co-moving observer somewhere in the Universe we label as  $t = 0$  as the origin of an inertial reference frame. We can draw a line through the center of the reference frame that extends infinitely in both directions radially outward. This line will correspond to fixed angular coordinates ( $\Omega$ ). There are infinitely many such lines, but since we have an isotropic, spherically symmetric Universe, we only need to analyze this model along one of these lines, and the result will be the same for any line.

We must determine the paths of co-moving observers ( $dt = d\Omega = 0$ ) in the spacetime. For this we need the geodesic equations for the internal Schwarzschild metric [1] given in Equation 2. In these equations  $u$  represents a time constant (in Figure 1, the value of  $u$  is 1). The following equations are the geodesic equations of the internal metric for  $t$  and  $r$  ( $0 \leq r \leq u$ ) for  $d\Omega = 0$ :

$$\frac{d^2 t}{d\tau^2} = \frac{u}{r(u-r)} \frac{dr}{d\tau} \frac{dt}{d\tau} \quad (6)$$

$$\frac{d^2 r}{d\tau^2} = \frac{u}{2r^2} \quad (7)$$



Looking at points  $0 < r < u$ , then by inspection of Equation 6 it is clear that an inertial observer at rest at  $t$  will remain at rest at  $t$  ( $\frac{d^2t}{d\tau^2} = 0$  if  $\frac{dt}{d\tau} = 0$ ).

Let us next demonstrate how the internal metric fits with existing cosmological data and calculate various cosmological parameters using that data.

## V. CALCULATION OF COSMOLOGICAL PARAMETERS

In order to compare this model to cosmological data, we must solve for  $u$  and find our current position in time ( $r_0$ ) in the model. Reference [2] gives us transition redshift values ranging from  $z_t = 0.337$  to  $z_t = 0.89$ , depending on the model used. We can use the expression for the scale factor in Equation 3 to get the expression for cosmological redshift from some emitter at  $r$  measured by an observer at  $r_0$  [1]:

$$1 + z = \frac{a_0}{a} = \sqrt{\frac{r(u - r_0)}{r_0(u - r)}} \quad (8)$$

Furthermore, the deceleration parameter is given by:

$$q = \frac{\ddot{a}a}{\dot{a}^2} = \frac{4r}{u} - 3 \quad (9)$$

By setting Equation 9 equal to zero, we find that the scale factor at the transition from decelerating to accelerating expansion  $a_t$  is:

$$a_t = \sqrt{\frac{4}{3} - 1} = \frac{1}{\sqrt{3}} \quad (10)$$

Using Equations 8, 10, and the transition redshift estimate, we can get an expression for the present scale factor:

$$a_0 = a_t(1 + z_t) = \frac{1 + z_t}{\sqrt{3}} \quad (11)$$

Next, we find expressions for  $u$  and our current radius  $r_0$  by noting that the Universe has been found to be roughly 13.8 billion years old. Therefore, we can set  $\alpha_{r_0} \equiv u - r_0 = 13.8$  and use Equations 3 and 11 to obtain the following for  $u$  and  $r_0$ :

$$r_0 = \frac{u - r_0}{a_0^2} = \frac{\alpha_{r_0}}{a_0^2} = \frac{3\alpha_{r_0}}{(1 + z_t)^2} \quad (12)$$

$$u = r_0 + \alpha_{r_0} = \alpha_{r_0} \left( \frac{3}{(1 + z_t)^2} + 1 \right) \quad (13)$$

Next we compute the CMB scale factor ( $a_{CMB}$ ) and coordinate time ( $r_{CMB}$ ) in this model where the redshift of the CMB ( $z_{CMB}$ ) is currently measured to be 1100:

$$a_{CMB} = \frac{a_0}{1 + z_{CMB}} \quad (14)$$

$$r_{CMB} = \frac{u}{1 + a_{CMB}^2} \quad (15)$$

We can next derive the Hubble parameter equation using the scale factor. The Hubble parameter is given by (in units of  $(Gy)^{-1}$ ):

$$H = \frac{\dot{a}}{a} = \frac{u}{2r(u - r)} \quad (16)$$

Table I below gives the values of  $u$ ,  $r_0$ ,  $H_0$ ,  $a_0$ ,  $q_0$ ,  $a_{CMB}$ ,  $r_{CMB}$ , and  $q_{CMB}$  given the upper and lower bounds of  $z_t$  from [2] as well as the average of the upper and lower bound values and assuming  $\alpha_{r_0} = 13.8$ . All times are in  $Gy$  and  $H_0$  is in  $(km/s)/Mpc$ .

| $z_t$ | $\alpha_{r_0}$ | $u$  | $r_0$ | $H_0$ | $a_0$ | $q_0$ | $a_{CMB}$ | $r_{CMB}$ | $q_{CMB}$ |
|-------|----------------|------|-------|-------|-------|-------|-----------|-----------|-----------|
| 0.337 | 13.8           | 37.0 | 23.2  | 56.6  | 0.77  | -0.49 | 0.0007    | 36.95     | 0.99      |
| 0.614 | 13.8           | 29.7 | 15.9  | 66.2  | 0.93  | -0.86 | 0.0008    | 29.65     | 0.99      |
| 0.89  | 13.8           | 25.4 | 11.6  | 77.6  | 1.09  | -1.17 | 0.0010    | 25.35     | 0.99      |

TABLE I. Limiting Cosmological Parameter Values Based on  $z_t$  Measurement and a 13.8 Gy Age of the Universe

From the results in Table I, we see that the true transition redshift is likely between 0.614 and 0.89 given the fact that the current value of the Hubble constant is known to be in that range. Thus, more accurate measurements of the transition redshift are needed to increase the confidence of this model, though we do see that it is able to reproduce measured results.

Table II has the proper times from  $r = u$  to the current time as well as the CMB for stationary, inertial observers ( $dt = r d\Omega = 0$ ) by integrating Equation 2. The column  $\tau_{tot}$  gives the time from  $r = u$  to  $r = 0$ . The expression for  $\tau_{tot}$  turns out to be quite simple:

$$\tau_{tot} = \frac{\pi}{2} u \quad (17)$$

In Table II below, the column  $\tau_{remain}$  gives the time between  $r = r_0$  and  $r = 0$ .

| $z_t$ | $\alpha_{r_0}$ | $\tau_0$ | $\tau_{tot}$ | $\tau_{remain}$ | $\tau_{CMB}$ |
|-------|----------------|----------|--------------|-----------------|--------------|
| 0.337 | 13.8           | 42.2     | 58.1         | 15.9            | 8.6          |
| 0.614 | 13.8           | 37.1     | 46.7         | 9.6             | 2.4          |
| 0.89  | 13.8           | 33.7     | 39.9         | 6.2             | 2.3          |

TABLE II. Limiting Proper Times Based on  $z_t$  Measurements and an age of 13.8 Gy for the Universe (Time is in Gy)

Note that while the coordinate times for the current age of the Universe ( $u - r_0$ ) are close to current estimates (for high  $z_t$ ), the proper time  $\tau_0$  is actually much larger. And even though we are presently only about halfway through the “coordinate life” of the Universe (according to Table I), the amount of proper time remaining is actually much less than the amount of proper time that has already passed (according to Table II). This provides a measurable prediction from the model: as telescopes such as the JWST peer farther into the past with greater

accuracy, we should expect to find stars, galaxies, and structures that are much older than expected because of the increased amount of proper time available for such things to form in the early Universe. Hints of this has already been found with the star HD 140283, whose age is estimated to be nearly the age of the Universe itself [3].

Next we would like to use the  $u$  and  $r_0$  values found to create an envelope on a Hubble diagram to compare to measured supernova and quasar data. First we need to find  $r$  as a function of redshift. We can do this by solving for  $r$  in Equation 8:

$$r = \frac{u(1+z)^2}{a_0^2 + (1+z)^2} \quad (18)$$

We can derive the expression for  $t$  vs.  $r$  along a null geodesic where the geodesic ends at the current time  $r_0$  and  $t = 0$  by setting  $d\tau = rd\Omega = 0$  in Equation 2 and integrating:

$$t = \int_{r_0}^r \frac{r}{u-r} dr = u \ln \left( \frac{u-r_0}{u-r} \right) + r_0 - r \quad (19)$$

Next we substitute Equation 18 into Equation 19 to get coordinate distance in terms of redshift:

$$t = r_0 + u \left[ \ln \left( \frac{a_0^2 + (1+z)^2}{1+a_0^2} \right) - \frac{(1+z)^2}{a_0^2 + (1+z)^2} \right] \quad (20)$$

We need to convert the distance from Equation 20 to the distance modulus,  $\mu$ , which is defined as:

$$\mu = 5 \log_{10} \left( \frac{D_L}{10} \right) \quad (21)$$

Where  $D_L$  in Equation 21 is the luminosity distance. Luminosity distance is inversely proportional to brightness  $B$  via the relationship:

$$B \propto \frac{1}{D_L^2} \quad (22)$$

The brightness is affected by two things. First, the spatial expansion will effectively increase the distance between two objects at fixed co-moving distance from each other. This will reduce the brightness by a factor of  $(1+z)^2$  (because the distance in Equation 22 is squared). But there is also a brightening effect caused by the acceleration in the time dimension. We define  $\nu \equiv \frac{d\tau}{dr} = \frac{1}{a}$  as the temporal velocity of the inertial observer at some  $r$  and the speed of light at that  $r$  as  $\nu_c \equiv \frac{dt}{dr} = \frac{1}{a^2}$ . The ratio of these velocities gives us:

$$\frac{\nu_c}{\nu} = \frac{dt}{dr} \frac{dr}{d\tau} = \frac{dt}{d\tau} = \frac{a}{a^2} = \frac{1}{a} \quad (23)$$

Equation 23 tells us how far a photon travels over a given period of time measured by the inertial observer's clock. So we see that as light travels from the emitter to the

receiver, this speed decreases. This decrease in the speed from emitter to receiver will result in an increased photon density at the receiver relative to the emitter, increasing the brightness. Therefore, this effect will increase the brightness by a factor of:

$$\frac{a_0}{a} = 1 + z \quad (24)$$

This effect is not accounted for in the current relativistic cosmological models and therefore gives a second prediction that light from the distant Universe should appear brighter than expected.

Taking these brightness effects into account, the total brightness will be reduced by an overall factor of  $1+z$  relative to the case of an emitter and receiver at rest relative to each other in flat spacetime. Equation 22 in terms of co-moving distance  $t$  and redshift  $z$  becomes:

$$B \propto \frac{1+z}{(t(1+z))^2} \rightarrow B \propto \frac{1}{t^2(1+z)} \quad (25)$$

Giving the luminosity distance as a function of co-moving distance  $t$  and redshift  $z$ :

$$D_L = t\sqrt{1+z} \quad (26)$$

Which gives us the final expression for the distance modulus as a function of co-moving distance and redshift:

$$\mu = 5 \log_{10} \left( \frac{t\sqrt{1+z}}{10} \right) \quad (27)$$

A plot of distance modulus vs. redshift is shown in Figure 5 below plotted over data obtained from the Supernova Cosmology Project [4]. Curves calculated from all three values of  $z_t$  in Table I are plotted, giving an envelope for the model's prediction of the true Hubble diagram.

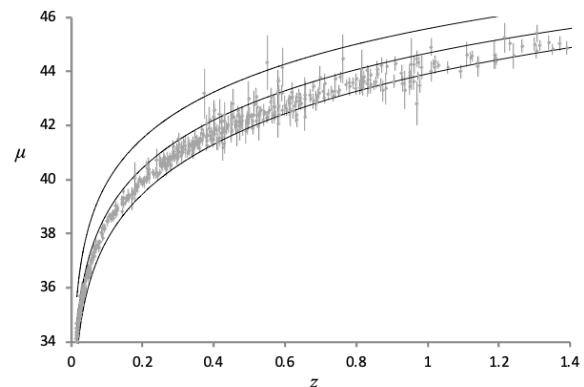


FIG. 5. Distance Modulus vs. Redshift Plotted with Supernova Measurements

Note that the middle curve corresponds to  $z_t = 0.614$  and the lower curve corresponds to  $z_t = 0.89$ . The supernova data is better fit by a curve between these values. The curve halfway between (with  $z_t = 0.75$ ) gives us  $H_0 = 71.6$ ,  $a_0 = 1.0$ ,  $q_0 = -1.0$ ,  $u = 27.3$ , and  $r_0 = 13.5$ .

In [5], the authors analyze a large sample of quasar data to obtain distance moduli at higher redshifts than is possible with supernova data. Figure 6 shows the same predicted envelope from Figure 5 for the Hubble diagram plotted out to higher redshifts with the quasar data from [5] also shown with error bars. The black diamonds in the figure are the 18 high-luminosity XMM-Newton quasar points described in [5].

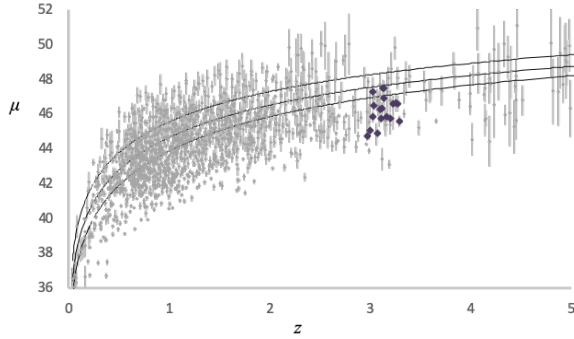


FIG. 6. Distance Modulus vs. Redshift Plotted with Quasar Measurements

Finally, by subtracting  $r_0$  from Equation 18 we can calculate the lookback time for a given redshift. Figure 7 shows the lookback time vs. redshift for the three transition redshifts.

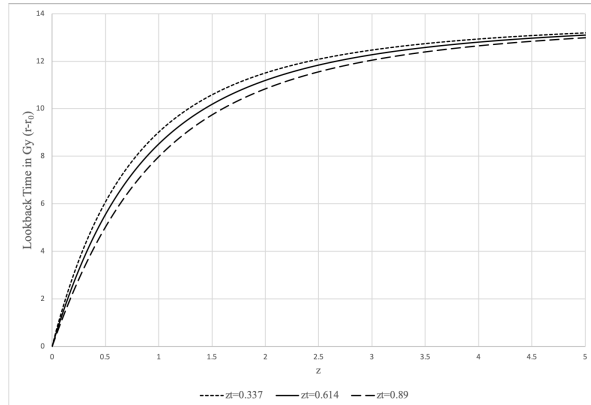


FIG. 7. Lookback Time vs. Redshift

## VI. THE ANGULAR TERM $r^2 d\Omega^2$

To understand the angular term of the internal metric, let us first think about the external metric in a reference frame attached to an observer in the gravitational field of a star. In this frame, if the observer is in circular orbit around the star, then the star will appear to revolve around the observer. But the star will also appear to revolve around the observer if the observer is just spinning in place. In order to distinguish between these two cases, we need a gyroscope. We start by drawing a line

between the observer and the star and orient the axis of the gyroscope along this line.

In the frame of the observer, if gyroscope maintains its orientation along this line as the star revolves around the observer, then we know we are just spinning in place and not actually orbiting the star. If however we see that the angle between the gyroscope axis and connecting line changes as the star revolves around the observer, then we know we are in orbit around the star and our angular velocity as described by the angular term in Equation 1 will be the rate at which the angle between the gyroscope axis and connecting line changes.

For the internal metric, there is no central body like the star that we can reference as the source of the metric. Instead, we must use the distant surrounding Universe as a reference, with the Cosmic Microwave Background being an optimal reference in this case. Just like in the external case, we can draw a line from the observer to some point on the CMB and orient the gyroscope along that line. As we move through empty space, the change in angle between the gyroscope axis and the connecting line will be the change in angle  $d\Omega$  in Equation 2. In a Newtonian Universe, this angle would never change because even if we moved around a curvilinear path through space, the gyroscope would remain fixed in its orientation. But in Special Relativity, there is a kinematic effect known as Thomas Precession in which the orientation of the gyroscope will change as a result of an acceleration being applied to the observer at an angle to the observer's current velocity. The Thomas Precession is given by:

$$\vec{\omega}_T = \frac{1}{c^2} \left( \frac{\gamma^2}{\gamma + 1} \right) \vec{a} \times \vec{v} \quad (28)$$

Where

$$\gamma = \frac{1}{\sqrt{1 - \frac{v^2}{c^2}}} \quad (29)$$

At non-relativistic speeds, this precession is very small, essentially zero at human scales. Also note that we do not include dynamical relativistic precession effects such as geodetic precession and frame dragging in this because those effects are accounted for by the metrics describing the curved spacetime that causes them. We discuss how to find the total proper time of a worldline resulting from the combined metrics in section XII. We can think of this kinematic precession as the 'spin' of an object since it is an intrinsic rotation of the object's reference frame.

Going back to the two-sheeted hyperboloid in Figure 2, we can keep our observer's frame fixed at the apex of the sheet and describe this precession as the sheet revolving around the apex. Likewise, we can describe motion in the  $t$  dimension by again keeping the observer fixed at the apex and hyperbolically rotating the sheet under the observer in the direction of travel (recall that in Figure 2, the circles on the 2-sheeted hyperboloid represent distances of constant  $t$  since the  $t$  coordinates emanate from the origin between the two sheets in the figure such

The conventional interpretation of the Schwarzschild metric is of a single spacetime with admittedly odd properties that produce Black Hole horizons that swallow up information, but that interpretation at least uses a single set of coordinates and a single worldline for the particle. In this paper, it is argued that these metrics are related, but their coordinates do not quite describe the same things and, as will be shown in section XIII, they have different worldlines describing the same particle. This demands an explanation and we can understand the relationship better with a thought experiment.

Imagine a Universe full of Dark Stars (for reasons that will be made apparent later, we will use the term 'Dark Stars' instead of 'Black Holes'), each one with a particle moving in the star's gravitational potential in arbitrary ways. We will focus in on one such system. Let's surround our Dark Star and particle system with a larger sphere containing both of them (call it a Cosmosphere) centered on the Dark Star and large enough that the path of the particle always remains inside it. The orientation of the system is locked to the Cosmosphere so that if the Cosmosphere moves or rotates, the system as a whole moves and rotates with it.

We already know that Equation 1 describes the path of the particle relative to the Dark Star and the  $r'$  and  $\Omega'$  coordinates are measured relative to the Dark Star. But the time coordinates of Equations 1 and 2 must be related because we must be able to synchronize the times in both metrics. So we therefore need first to define the cosmological time.

The CMB shines on the Cosmosphere, and the temperature monopole of that light is directly related to the cosmological time  $r$  and therefore local time  $t'$ . When the temperature monopole is zero, we are at  $r = t' = 0$ . So the monopole temperature of the CMB gives us a measure of cosmological time.

We've already discussed the cosmological angular motion  $\frac{d\Omega}{d\tau}$  as the Thomas Precession of a gyroscope relative to the CMB, so this leaves us with cosmological linear motion  $\frac{dt}{d\tau}$ . We can figure out our cosmological velocity  $\frac{dt}{d\tau}$  by observing the magnitude and orientation of the temperature dipole cast on the Cosmosphere from the CMB. If the system is moving through  $t$ , one side of the sphere will be more blue than the monopole and the polar opposite side will be more red than the monopole. The Dark Star, which is at rest relative to the Cosmosphere can figure out how fast and in which cosmological direction the Cosmosphere is moving in by observing the magnitude of the dipole as well as the relative orientation of it.

So when an observer moves linearly in  $t$ , half the sky will be blueshifted and the other half will be redshifted and the circle perpendicular to the dipole direction will have no red or blueshift. For simplicity, let's assume all galaxies are co-moving. If we are also co-moving and we look at a set of galaxies surrounding us at a fixed  $r > r_0$ , these galaxies will be equally redshifted in our frame as time goes on. If we then move in  $t$  in some direction, what we would see is that we move closer to the galaxies in the blueshifted portion of the sky and away from the galaxies in the redshifted portion of the sky. How much closer or farther away we move from a particular galaxy depends on the magnitude of the red or blueshift in the direction the galaxy sits in the sky. So if we shift our position by moving in  $t$  in some direction, when we later come to rest the galaxies that originally sat on a shell equally distant in space and time from us will now each appear at different distances and times from us depending on our direction of travel. Figure 8 shows our pure motion in  $t$  on the Kruskal coordinate chart.

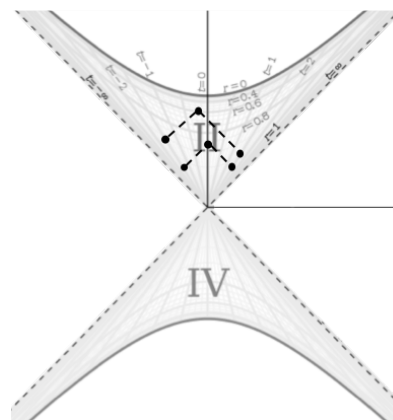


FIG. 8. Depiction of Linear Cosmological Motion

Time moves upward in this diagram, so we start at



$t = 0$  and see two galaxies in each direction equidistant in both space and time from us connected by equal length null geodesics (dashed lines). The galaxies we see are assumed to be co-moving in this example. Then we move in  $t$  along some direction as we fall through time. The diagram shows us how our view of the galaxies along our direction of motion changes due to this motion. When we are at some  $r < r_0$  later, we no longer see the two galaxies equidistant in time and space from us. We see the galaxy we moved toward at a closer distance in both space and time to us than we did at the beginning. Conversely, we see the galaxy we moved away from at a greater distance in both space and time than we did originally (though we still see a future version of the galaxy relative to when we saw it at the beginning). But we can always define our position as  $t = 0$  and we can do this by shifting the 3 points depicting the end of the motion in Figure 8 along hyperbolas of constant  $r$  by the amount  $t$  we moved. In this depiction, we would remain at  $t = 0$  and the galaxies would be the things moving in our reference frame (i.e. we would hyperbolically rotate the galaxies). It would look like one galaxy is moving toward us while the other is moving away.

If we were to imagine that we are revolving around some point in space in a circle and defined our  $t$  coordinate as 0 in the Kruskal diagrams for the entire motion, the worldlines of the galaxies in all directions would be sine waves along their lines of constant  $t$  with the phase of a given wave being a function of direction. In other words, the entire Universe would appear to wobble around us. Very importantly though, the angle we sweep as we go around that circle is not the angle in the metric. As has been discussed, the actual angle that would go into the metric would be much smaller than the angle of revolution around the point. It would be the result of the Thomas Precession caused by the angular motion.

Thus, we see that Equation 1 describes the motion of the particle relative to the Dark Star while Equation 2 describes the motion of the Cosmosphere's reference frame relative to the CMB/background Universe.

### VIII. THE ANTI-UNIVERSE

Figure 9 shows the full Schwarzschild metric in Kruskal-Szekeres coordinates. The diagram can be split in two along the diagonal where in the top right half, forward time points up in both the internal and external regions while in the bottom right half, forward in time points down. The direction of positive space is also swapped when looking at the upper and lower halves. For the external metric, the radius increases to the right in the upper half and to the left in the lower half. For the internal metric, the spatial  $t$  coordinate goes from  $-\infty$  to  $+\infty$  from left to right in the upper half and from right to left in the lower half.

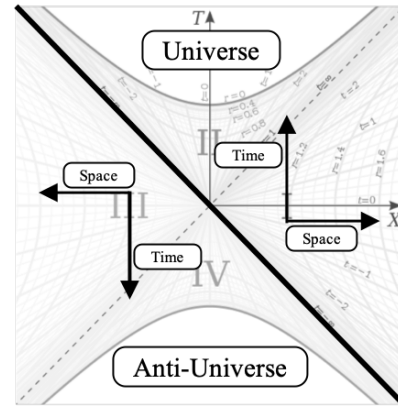


FIG. 9. Universe and Anti-Universe

We can therefore conjecture that the diagram is describing both a Universe expanding up from the center and an anti-Universe expanding down from the center, each one moving toward a singularity. We expect that the anti-Universe is made of mostly anti-matter because the directions of both time and space are reversed relative to each other and therefore we expect the particles of the second Universe to have opposite charges relative to the first (more on this in Section XVII). This interpretation provides a resolution to the question of why we only tend to see matter in our Universe. It is because the equivalent amount of antimatter is moving away from us as a mirror Universe in the opposite direction of time. The lower hyperboloid sheet in Figure 2 therefore represents a 2D slice of the Anti-Universe at a given time.

Thus, the pair of Universes (or 'Duoverse') satisfies CPT symmetry and the Kruskal coordinates  $T$  and  $X$  in Figure 9 represent cardinal directions of space and time.

### IX. COMPLEX SPACETIME

Notice that the  $dr$  and  $r d\Omega$  terms in Equation 2 have opposite signs. As is the case in Equation 1, we would expect the angular and pure radius terms to have the same sign. We can remedy this by changing Equation 2 to:

$$d\tau^2 = -\frac{u-r}{r}dt^2 + \frac{r}{u-r}dr^2 + (ir')^2 d\Omega^2 \quad (30)$$

Equation 30 implies that the radius of the internal metric is the imaginary counterpart of the radius of the external metric. This is consistent with the fact that the internal metric can be represented as collections of 2-sheeted hyperboloids.

Looking at Figure 9, let us imagine a complex plane perpendicular to the page whose real axis is coincident with the  $T$  axis of Figure 9. Setting  $u = 1$ , in Kruskal coordinates the relationship between  $T$  and  $r$  along  $t = 0$  is:

$$T = \pm \sqrt{(1-r)}e^r \quad (31)$$

$$r = 1 + W_0 \left( -\frac{T^2}{e} \right) \quad (32)$$

Where  $W_0$  is the Lambert W function. Therefore, we can plot the relationship between  $T$  and  $ir'$  on the aforementioned complex plane in Figure 10 for both the matter and antimatter Universes:

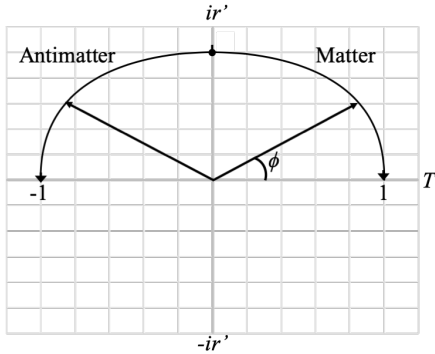


FIG. 10. Imaginary Radius to Real Radius for the Matter (Right) and Antimatter (Left) Universes

In Figure 10, we see two oblong curves, the right one for the matter Universe and the left one for the antimatter Universe with a vector whose projections give the magnitudes of the real and imaginary radii at a given time. The two Universes are coincident at  $i$ , representing the event horizon/Big Bang era (in the rest of this paper, the Big Bang will be referred to as Annihilation). Here, we can say the matter and antimatter Universes have annihilated with each other and new pairs of matter and antimatter are created from the annihilation, creating the two Universes travelling in opposite directions of time. Over time, the imaginary radii of the Universes decrease while the real radii increase up to the singularity, where the imaginary radii are zero and the real radii are 1.

The antimatter Universe moves in the opposite direction of time relative to the matter Universe, and so we expect their vectors on this plane to rotate in opposite directions as shown.

Looking at Figure 10, we can mirror the curves in the real axis to account for the  $-ir'$  space. Doing so would indicate that right as the Universes reach maximum expansion, the geodesics reverse in time and the Universes begin to re-collapse toward each other until they collide once again and annihilate.

## X. NEWTONIAN ANALOG

This entire system is the temporal equivalent of two masses initially moving apart from one another until they reach a maximum separation distance  $u$ . At that point they will start falling toward each other again due to mutual gravitational attraction. When they meet at their common center, they annihilate, creating new pairs of

matter/antimatter particles and begin moving away from each other again, as if they've bounced off each other. It is equivalent to the exchange of potential and kinetic Energy, but in the time dimension.

Now consider the Newtonian example of a ball in a gravitational field rising to a maximum height  $h$  and then falling back to the ground.  $\frac{dh}{dt}$  will be positive on the way up, negative on the way down and zero at max height. But this also means that  $\frac{dt}{dh}$  will be infinite at the maximum height because  $dh = 0$  there. We might think that when comparing this to the present case,  $t \rightarrow \tau$  and  $h \rightarrow r$ , but this is incorrect. We know that  $r$  is our time coordinate and  $\tau$  is the distance along the geodesic, so  $h \rightarrow \tau$  and  $t \rightarrow r$ . So from Equation 4, we see that, just like in the Newtonian example,  $\frac{d\tau}{dr} = 0$  and  $\frac{dr}{d\tau} = \infty$  at the singularity because in this case  $d\tau = 0$  at the turnaround.

## XI. CONDENSATION AND EVAPORATION

We will now describe in detail the physical meaning behind the 'Expansion' and 'Collapse' phases of the Universe. Looking at Equation 6, we see that the  $\frac{u}{r(u-r)}$  term is always positive. During the expansion phase,  $\frac{dr}{d\tau}$  is negative and therefore  $\frac{d^2t}{d\tau^2}$  will always be in the opposite direction of  $\frac{dt}{d\tau}$ . Therefore, this tells us that the peculiar velocities of cosmological objects will be reduced over time when no forces act upon them. Equation 6 describes an inertial force acting on all objects, slowing them down during the expansion phase. If the Universe is far from  $r = u$  and  $r = 0$ , it only has noticeable effects at very large time scales and velocities (because  $\frac{u}{r(u-r)} = 2H$  is very small for human velocity and time scales. For instance, currently  $H \approx 71.6 \text{ km/s/Mpc}$  so converting that to  $1/s$  gives a value on the order of  $\sim 10^{-18}$ ). During collapse,  $\frac{dr}{d\tau}$  is positive and now the acceleration acts in the direction of motion of the object and therefore increases its velocity over time in that phase.

So we can view the expansion phase as a condensation of the Universe. The Universe starts out as a hot plasma after the annihilation event, after which it cools and motion of the particles slow down. At the beginning of expansion, the deceleration is large (infinite at  $r = u$  allowing null geodesics to become timelike), then for a long period the deceleration is small, and on approach to the singularity it once again goes to infinity. For just a moment at the singularity, all motion stops completely. The particles stop completely at the singularity because  $\frac{u}{r(u-r)}$ ,  $\frac{dr}{d\tau}$  and therefore  $\frac{d^2t}{d\tau^2}$  become infinite there putting an infinite inertial drag force on all objects. This is true even for objects with a proper acceleration. So the expansion counter-intuitively effectively stabilizes gravitational structures more and more as time moves forward, promoting this condensation.

Likewise, the collapse phase can be viewed as an evaporation. After condensation, the Universe begins the col-

lapse phase. As the Universe emerges from the singularity, the inertial force that now tends to accelerate is extremely large (falling from infinity at the singularity), but the  $\frac{dt}{d\tau}$  of everything is zero, so there is no initial acceleration at the very beginning of collapse. But any perturbation to a particle's state of rest will induce an inertial acceleration in the direction of motion. Therefore, particles will naturally gain momentum over time and the Universe will heat up as gravitationally bound structures begin to break down and the Universe tends back toward a state of hot plasma as it approaches the annihilation event. Once again  $\frac{u}{r(u-r)}$ ,  $\frac{dr}{d\tau}$  and therefore  $\frac{d^2t}{d\tau^2}$  become infinite at the annihilation event, sending all particles toward light-like geodesics as though they effectively lose all their mass.

Now let us consider this from the perspective of the external metric. Consider a star that has collapsed to form a Black Hole. As will be demonstrated, the star can never actually form an event horizon, but we can imagine that the star is massive enough that it becomes a 'Dark Star'.

The Schwarzschild metric depicted in Figure 1 describes an 'eternal' Dark Star. But we could also say that it describes a Dark Star from the beginning of the Universe to the end of the Universe, with the beginning of the Universe being marked by the  $t' = -\infty$  line and the end being the  $t' = \infty$  line. The Schwarzschild metric is asymptotically Minkowskian, so it does not truly represent the spacetime around a real spherically symmetric mass since the background Universe has been observed to be non-Minkowskian, but we can use this metric along with what has been determined from Equation 6 to approximate the expected trajectory for a freefalling object in the field of a Dark Star over the expansion and collapse phases of the Universe. The path  $\frac{dr'}{dt'}$  of an object in freefall in the field of a Dark Star as seen by a distant is given by [6]:

$$\frac{dr'}{dt'} = \pm \left( \frac{r' - r_s}{r'} \right) \sqrt{\frac{r'_0(r'_0 - r')}{r'(r'_0 - r_s)}} \quad (33)$$

Where  $r'_0$  is the radius at which the object begins falling from rest and  $r_s$  is the Schwarzschild radius. The focus here is not on the equation itself, which is a well-known solution, but at the  $\pm$  in front of it that comes from taking the square root. Typically, when doing this calculation, we would take the negative sign and start falling from  $t = 0$  just because we expect that gravity is always attractive and taking the negative sign ensures that  $dr'$  is negative while  $dt'$  increases from zero to infinity. But given the fact that we now know that our proper motion through time  $\frac{dr}{d\tau}$  (where  $r = ir'$ ) is negative during expansion and positive during collapse, this suggests that we should take the negative root when the Universe is expanding and the positive root during collapse. The logic is straightforward: We assert that the time at which the Universe changes from expansion to collapse is at  $t' = 0$  and therefore the expansion occurs in the  $t' < 0$  region

and collapse occurs in the  $t' > 0$  region. For a worldline going from  $t' = -\infty$  to  $t' = \infty$ ,  $dt'$  will always be positive and  $d\tau$  for the particle is always positive along the line. Therefore, we take the negative root in the  $t' < 0$  region to account for  $\frac{dr}{d\tau} < 0$  during expansion and the positive root in the  $t' > 0$  region to account for  $\frac{dr}{d\tau} > 0$  during collapse.

So during collapse, freefalling objects are ejected symmetrically out of the gravitational field of the object relative to expansion. Referring back to Equation 6, we see that motion through space becomes more and more limited as we approach the singularity. So when taking into account this cosmological drag, we can say that as a real object approaches  $t' = 0$  in such a field, its worldline must become tangent to the  $r'$  hyperbola closest to it. And as collapse begins, it will smoothly and symmetrically curve in the opposite direction.

Furthermore it should be noted that since the expansion phase takes place in the  $t' < 0$  region, an event horizon can never form because that would require faster than light motion to achieve.

An approximate example of a real geodesic for an object in freefall in such a gravitational field is shown by the dark black line in Figure 11 through both the expansion and collapse phases of the Universe.

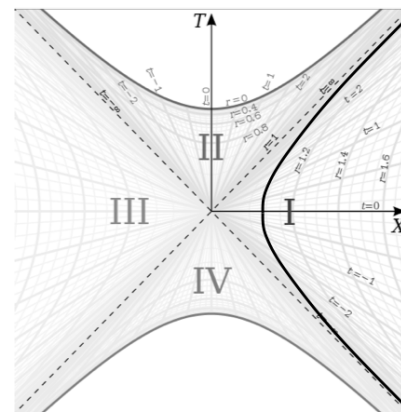


FIG. 11. Schwarzschild Freefall in Expanding and Collapsing Spacetime

The conclusion we can draw from this is as follows. During expansion, the background of the Universe glows with decreasing temperature and brightness over time via the CMB as gravitational structures stabilize and galaxies form. During this phase, some stars will collapse to form Dark Stars that we presently think of as Black Holes. By the time we reach the singularity, the Universe will be fully condensed and inert. At the singularity, light from the CMB will be infinitely redshifted such that it is no longer detectable and the background Universe becomes black (because  $a_0$  in Equation 8 becomes infinite there). The observer will see a completely dark Universe at the singularity and over time, the Dark Stars will begin to glow like candles lighting up the darkness as the geodesics of the particles that were falling

toward their centers during expansion reverse and now move outward. Shadow becomes flame. These former "Black Holes" effectively become "White Holes", with matter radiating from them, seemingly out of the vacuum, even though the radiation is coming from matter that had accumulated in that region during expansion. As the collapse proceeds, these White Holes will grow brighter and shrink as the matter and energy making them up escapes to the external Universe at higher and higher energies due to the increasing inertial acceleration from Equation 6. The Universe effectively evaporates as all gravitational structures break down. By the end of collapse, the Universe has returned to a state of increasingly dense plasma until it collides with the anti-Universe at the annihilation horizon.

## XII. TOTAL PROPER TIME

The proper time in Equation 1 implicitly assumes the local gravitational field is in a co-moving cosmological frame. This is because  $t'$  must be a function of cosmological time  $r$ . In fact, we know that as  $r' \rightarrow \infty$  the proper time interval of the co-moving observer  $d\tau$  has to be equal to the  $t'$  interval, we can choose  $dt'$  to be  $dt' = d\tau_{co-moving}$ . But there is no reference to the spacelike  $t$  and  $\Omega$  cosmological dimensions in the internal metric. If the source of the gravitational field has cosmological motion, the true proper time will be reduced relative to Equation 1 due to time dilation effects. The total proper time interval is found by multiplying  $d\tau'$  by the ratio of  $\frac{d\tau}{dr}$  for the actual cosmological motion of the field source and  $\frac{d\tau}{dr}$  of a co-moving frame:

$$d\tau_{tot} = d\tau' \frac{d\tau}{dr} \left( \frac{dr}{d\tau} \right)_{co-moving} \quad (34)$$

Which becomes:

$$d\tau_{tot} = d\tau' \sqrt{1 - \left( a^2 \frac{dt}{dr} \right)^2 - \left( ar \frac{d\Omega}{dr} \right)^2} \quad (35)$$

Recognizing that  $\frac{1}{a^2}$  is the linear cosmological speed of light (Equation 5), we can define  $\frac{dt}{dr} \equiv v$  and the cosmological linear speed of light  $\frac{1}{a^2} \equiv v_c$ . We also define the angular speed  $\frac{d\Omega}{dr} \equiv \omega$  and the cosmological angular null geodesic as  $\frac{1}{ar} = \omega_c$  (by solving for  $\frac{d\Omega}{dr}$  in Equation 2 with  $d\tau = dt = 0$ ), then we can write Equation 35 as:

$$d\tau_{tot} = d\tau' \sqrt{1 - \left( \frac{v}{v_c} \right)^2 - \left( \frac{\omega}{\omega_c} \right)^2} \quad (36)$$

If we multiply  $\frac{\omega}{\omega_c}$  by  $\frac{r}{r}$ , and recognize that  $\left( \frac{v}{v_c} \right)^2 + \left( \frac{r\omega}{r\omega_c} \right)^2 \equiv V^2$  is the total cosmological velocity (because  $r\omega$  is the tangential velocity which is perpendicular to the

linear velocity), then we recover the Minkowski form of the length contraction equation where the speed of light varies over cosmological time:

$$d\tau_{tot} = d\tau' \sqrt{1 - V^2} \quad (37)$$

This is telling us that the worldlines in metrics such as the external Schwarzschild metric are contracted by the system's cosmological motion. So we see that the cosmological model is essentially a collection of systems described by metrics like the external Schwarzschild metric in a hyperbolic background that is a quasi-Minkowski metric with a time dependant speed of light.

In order for Equation 36 to be real, the quantity under the square root must be positive and therefore

$$v \leq v_c \sqrt{1 - \left( \frac{\omega}{\omega_c} \right)^2} \quad (38)$$

And so we see that the upper speed limit of an object depends on its spin. In other words if an object is spinning about the time dimension while moving in a straight line, its maximum speed will be reduced per Equation 38. It's as though this spin has increased the mass of the particle, and perhaps even gives mass to a massless particle.

## XIII. INTERNAL METRIC WORLDLINES

We will now examine the worldlines of a particle in the Universe from its creation at the beginning of expansion to the end of collapse. We know from Equation 6 that the worldline becomes null at the end of collapse, so by symmetry, it will begin the expansion as a null geodesic as well at  $t = -\infty$  on the upper left to lower right Pair Production/Annihilation line in Figure 12. It enters the singularity parallel to the  $t$  coordinate per Equation 6 (it is shown in Figure 12 entering  $t = 0$ , but it could be any  $t$ ). At the singularity, it is at the center of the spherical time metric. It will pass through the center and begin to move from  $r = 0$  to increasing  $r$  during the collapse. However, since it has passed through the center of the metric, it is now moving in a direction oriented  $180^\circ$  from the direction it was falling in during the collapse, again parallel to the  $t$  coordinate. It is then accelerated to become a null geodesic as it approaches the annihilation event at the end of collapse. This is depicted in Figure 12 below for both the Universe and anti-Universe (the solid lines are Universe worldlines and the dotted lines are anti-Universe worldlines):



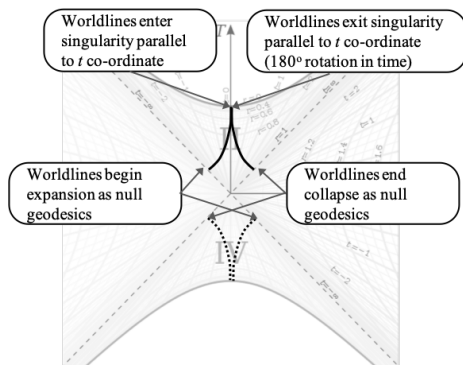


FIG. 12. Example Internal Worldline

We can now put everything together showing the matter and antimatter worldlines in the Universe and anti-Universe for both the internal and external metrics on a single diagram to show the full symmetry of space and time in this model.

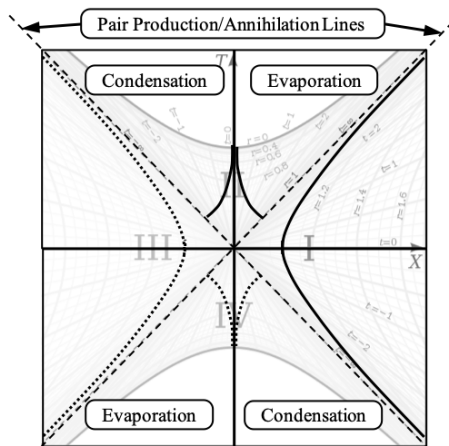


FIG. 13. Full Symmetry of the Schwarzschild Metric

All points on the pair production and annihilation lines are coincident because they are all at the same  $r$  coordinate and the proper distance and time separating the points on the lines are zero since they are null geodesics. Note that the worldlines of the external metric approach the pair production and annihilation lines asymptotically, becoming light-like in both cases. So in the upper left and lower right quadrants we see the condensation (or expansion) phase for the matter and antimatter worldlines in both the internal and external spacetimes. Likewise, the upper right and lower left quadrants show the same for the evaporation (or collapse) phase.

#### XIV. RELATIVISTIC ENERGY AND INERTIA

The relativistic total energy equation for a particle in Minkowski space is given as:

$$E^2 = (mc^2)^2 + (pc)^2 \quad (39)$$

It is important to note here that  $c$  is really just a unit conversion constant that determines how the time and space units are scaled relative to each other, which is different than the physical speed of light from Equation 5, which we will call  $v_c$ . Therefore, we can think of Equation 5 as being unitless and multiplying it by the constant  $c$  just gives it the desired units for space and time.

As we have seen in section XIII, all matter starts expansion on lightlike trajectories, as though they are massless and end expansion fixed to a  $t$  coordinate as if their mass has become infinite at the singularity. So  $E = mc^2$ , which quantifies the energy of a body at rest in Minkowski spacetime, can be more generally written as  $E = m_0(v_c c)^2$  for a co-moving observer in the actual Universe where  $m_0$  is a constant representing the mass of the particle in empty space when  $a = v_c = 1$ . Therefore, we can rewrite Equation 39 more generally as:

$$E^2 = (m_0 v_c^2 c^2)^2 + (pc)^2 \quad (40)$$

Noting that  $E_0 = m_0 c^2$  (the particle's rest energy when  $a = v_c = 1$ ), we can define the dynamic inertia  $m$  of the particle as:

$$m \equiv \frac{E_0}{(v_c c)^2} = \frac{m_0}{v_c^2} = m_0 a^4 \quad (41)$$

What we see from this section and section XI is that gravitational mass and inertia are in fact not equivalent. The gravitational mass depends only on the amount of material in the body ( $m_0$ ) whereas the inertia depends on the Universe's position in cosmological time in addition to the gravitational mass.

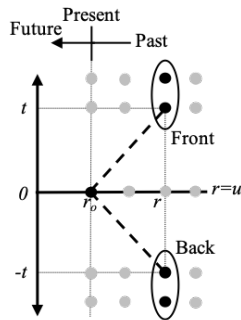
It is also interesting, though perhaps not significant, to note that  $a \propto \frac{1}{T_{CMB}}$  (where  $T_{CMB}$  is the measured CMB temperature at a given cosmological time) and therefore the specific rest energy of particles is proportional to the temperature of the Universe by  $\frac{E}{m_0} = \frac{1}{a^4} \propto T_{CMB}^4$  so with  $c = 1$  we get:

$$\frac{E}{m_0} = \left( \frac{T_{CMB}}{T_{CMB,0}} \right)^4 \quad (42)$$

#### XV. 'SPAGHETTIFICATION', AND A SELF PORTRAIT OF THE UNIVERSE

We will now take a closer look at what actually happens at the singularity in the cosmological context. When approaching the singularity, the  $d\Omega$  term vanishes and proper distances go to infinity. This is often referred to as 'spaghettification'. In the conventional context of falling into a Black Hole, this is interpreted as an observer approaching the singularity getting both infinitely stretched and squeezed and then they just cease to exist at the singularity. But when we interpret the internal metric as the cosmological solution, we find that the true nature of the metric behavior at the singularity is in fact much more mundane, yet incredibly revealing.

We've established that our galaxy is currently at some temporal radius  $r$  and position  $t = 0$  in the metric. For simplicity in the following discussion, we will assume all objects in the Universe are co-moving, though in reality that is not the case. This assumption is only needed to make the argument clear in this case. Now consider two very distant galaxies we observe in the sky that are equidistant from us in polar opposite directions at temporal radius  $r > r_0$ . We label one galaxy 'Front' and the other 'Back'. Figure 14 shows a diagram of  $t$  vs.  $r$ . The  $t$  axis runs from  $-\infty$  to  $\infty$  and the  $r$  axis goes from 0 to  $u$ . The dashed lines are null geodesics that the light travels from the Front and Back galaxies to reach us. The geodesics are drawn as straight lines here, but in reality, they would have some curvature to them due to the scale factor  $a$ . Our position is the point at  $r_0$ . The Front and Back galaxies are represented with their own ovals. The upper point in the Front galaxy and lower point in the Back galaxy represent matter that are at the same time  $r$  as the inner points, but shifted in space,  $t$ . The grey dots represent the same points at a given  $t$  at different times  $r$  (because we assumed the points are co-moving in this example, the same objects at different times are aligned horizontally in the diagram).

FIG. 14.  $t$  vs.  $r$ 

Since we are the point at  $r = r_0$ , we can see the two points closest to us in the Front and Back galaxies because we are connected to them with null geodesics, but all the other points are invisible to us at the current time and location. Thus, we cannot see the more distant matter at those points because of that non-null spacetime separation. Nonetheless, their gravitational influence on the visible matter in the Front and Back galaxies is apparent to nearby points. Note that in this special scenario where we are assuming everything is co-moving, there can be no matter between 0 and  $t$  or 0 and  $-t$  at  $r$  because if there were any matter there, we would see those points instead of the ones we see in Figure 14, but we would see them not at  $r$  but at some time between  $r$  and  $r_0$ .

Now we move on to the singularity. Figure 15 shows the light cone angle  $\psi$  as function of  $r$  as we move along the  $r$  axis with decreasing  $r$  during expansion, through the singularity, and then in increasing  $r$  during collapse.

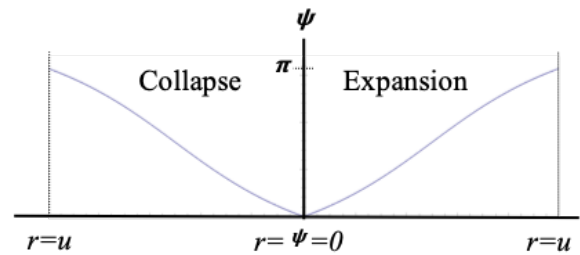


FIG. 15. Local light cone angles over time

We begin expansion at the right side of the diagram where the light cone is totally open ( $\psi = \pi$ ), because Equation 5 goes to  $\infty$  there. As we move through time, the angle closes until at the singularity, light no longer travels through  $t$  ( $\psi = 0$ ), which is why Equation 5 goes to zero there. At the singularity, light no longer travels through space and everything becomes spacelike. But also recall that motion has stopped at this point and all light is infinitely redshifted, so there isn't really a physical stretch happening, it's only that adjacent points in space are unable to communicate with each other at that instant. Then as we pass the singularity and continue moving now with increasing  $r$  during collapse, the light cone will start opening in a symmetric way to how it closed during expansion.

Therefore, space is not expanding the way we currently think about it in terms of a stretching of space. What is changing is how quickly different points in space are able to communicate with each other. The image of space itself compressing to a point or ripping itself apart is misleading. At the beginning of expansion, we have a normal 3D space of particles that can communicate instantly with all other particles regardless of distance because the speed of light is infinite there. This communication speed drops as expansion proceeds and local gravitational structures are able to form. When reaching the singularity where the scale factor is infinite, space is not ripped apart but rather the light cone angles have closed completely such that adjacent regions of space are unable to communicate with each other which manifests as infinite proper distances.

Finally, let us return to Equation 3 and track the proper distance of a point a fixed coordinate distance  $t$  away from us for the duration of the expansion and collapse. If we plot this proper distance vs the imaginary version of  $r = ir'$  similar to what was done in Figure 10, we get a clean picture of how the expansion and collapse of the Universe would appear to a co-moving observer (expansion and collapse proceeds from top to bottom). The reader's current position is marked with ' $\mathbf{x}$ ':

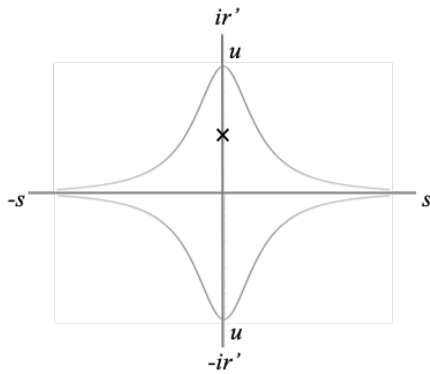


FIG. 16. Self Portrait of the Expansion and Collapse of the Universe with the Reader's Current Position Marked with 'x'

Note that this is not the Universe and anti-Universe. When the Universe is at  $r = ir' = u$ , that is where the Duoverse collides.

## XVI. THE MANY WORLDS

The Duoverse described thus far contains all the events in the Universe and anti-Universe for a single expansion from beginning to end. However, the Duoverse then re-collapses, annihilates, and pair produces a brand new Duoverse. Therefore, we can think of each successive expansion and contraction of the Duoverse as happening along another dimension which is discrete. This dimension essentially labels the different countably infinite random set of Duoverse.

Since each Duoverse begins with annihilation, this means each Duoverse begins with a random configuration after annihilation. Therefore, there is no cause and effect relationship between Duoverse from cycle to cycle. This means the cycles cannot be ordered sequentially because there is no way to know which cycle preceded or will follow the current cycle. If we cannot order the cycles in a sequence, then we can think of them all as being parallel to each other. While events within a cycle can have cause and effect relationships (i.e. the events 'happen' at given times), the various cycles themselves do not 'happen', they just exist along side all other cycles. Thus we can think of the annihilation events as being a *single* event from which infinite Duoverse emerge and to which they return. This implies that finding ourselves in a particular Duoverse is completely probabilistic where the probability that we find ourselves in a Duoverse with a particular configuration depends on how likely that configuration is across all possible configurations. This gives us the many worlds that have been invoked to explain quantum

probability in the Everett many worlds interpretation of QM.

## XVII. THE CHARGE, SPIN, AND MEASUREMENT HYPOTHESES

Given that the matter and antimatter Universes are moving in opposite directions in time, we can hypothesize that the relative electric charges of matter and antimatter particles are related to the orientation of the particle's spin around the time axis. This could perhaps be understood as differences in the directions of group and phase velocities of the wave function in time (where the phase velocity is related to the particle's spin around the time axis):

1. *Matter particles in matter Universe*: Group and phase velocities pointed in the same direction toward positive time.
2. *Antiparticles in matter Universe*: Group velocity pointed in positive time direction, phase velocity pointed in negative time direction.
3. *Antimatter particles in antimatter Universe*: Group and phase velocities pointed in the same direction toward negative time.
4. *Matter particles in antimatter Universe*: Group velocity pointed in negative time direction, phase velocity pointed in positive time direction.

Thus electric charge would be the counterpart of quantum spin where quantum spin is intrinsic spin around the spatial axes.

Regrading quantum measurement, if we consider an "unmeasured" quantum particle, the fact that it is unmeasured means that it has no interaction with the outside Universe. In this scenario in the context of Relativity, we can say the particle has no reference frame because it has no information about the surrounding universe and so the particle has no datums relative to which its properties can be quantified. Once something from the surrounding Universe interacts with the particle, that particle obtains a frame of reference and the values of some of its properties can then be defined depending on the specific interaction.

So rather than viewing measurement as the environment finding the particle in a particular state, it can be thought of as the particle observing the surrounding Universe and therefore gaining a frame of reference within the Universe. This frame of reference provides the context within which the values of the particles properties become definable. Macroscopic objects such as ourselves are continuously interacting with the environment and so maintain a persistent frame of reference over time.

[1] S. M. Carroll, Lecture notes on general relativity (1997), arXiv:9712019v1 [gr-qc].

[2] J. A. S. Lima, J. F. Jesus, R. C. Santos, and M. S. S.

- Gill, Is the transition redshift a new cosmological number? (2014), arXiv:1205.4688 [astro-ph.CO].
- [3] H. E. Bond, E. P. Nelan, D. A. VandenBerg, G. H. Schaefer, and D. Harmer, HD 140283: A STAR IN THE SOLAR NEIGHBORHOOD THAT FORMED SHORTLY AFTER THE BIG BANG, *The Astrophysical Journal* **765**, L12 (2013).
- [4] Supernova cosmology project - union2.1 compilation magnitude vs. redshift table (for your own cosmology fitter), <http://supernova.lbl.gov/Union/figures/SCPUnion2.1muvsz.txt>, accessed on Aug. 17, 2017.
- [5] G. Risaliti and E. Lusso, Cosmological constraints from the hubble diagram of quasars at high redshifts (2018), arXiv:1811.02590 [astro-ph.CO].
- [6] A. Augousti, M. Gawelczyk, A. Siwek, and A. Radosz, Touching ghosts: Observing free fall from an infalling frame of reference into a schwarzschild black hole, *European Journal of Physics - EUR J PHYS* **33**, 1 (2012).