

## Article

# Detection of Multi-pixel Low Contrast Object on a Real Sea Surface

Victor Golikov <sup>1\*</sup>, Oleg Samovarov <sup>2</sup>, Daria Chernomorets <sup>3</sup> and Marco Rodriguez-Blanco <sup>4</sup>

<sup>1</sup> Autonomous Carmen University (UNACAR), Ciudad del Carmen, Campeche, 24180, Mexico; e-mail: [vgolikov@pampano.unacar.mx](mailto:vgolikov@pampano.unacar.mx)

<sup>2</sup> Ivannikov Institute for System Programming of the Russian Academy of Sciences and Plekhanov Russian University of Economics. Department of Physics, Moscow, Russia; e-mail: [samov@ispras.ru](mailto:samov@ispras.ru)

<sup>3</sup> Federal State Autonomous Educational Institution of Higher Education «Belgorod National Research University», Belgorod, Russia; e-mail: [daria013ch@yandex.ru](mailto:daria013ch@yandex.ru)

<sup>4</sup> Autonomous Carmen University (UNACAR), Ciudad del Carmen, Campeche, 24180, Mexico; e-mail: [mrodriguez@pampano.unacar.mx](mailto:mrodriguez@pampano.unacar.mx)

\* Correspondence: [vgolikov@pampano.unacar.mx](mailto:vgolikov@pampano.unacar.mx); Tel.: 529381164132

**Abstract:** The video images captured at long range usually have low contrast floating objects of interest on a sea surface. A comparative experimental study of the statistical characteristics of reflections from floating objects and from the agitated sea surface showed the difference in the correlation and spectral characteristics of these reflections. The functioning of the recently proposed modified matched subspace detector (MMSD) is based on the separation of the observed data spectrum on two subspaces: relatively low and relatively high frequencies. In the literature the MMSD performance has been evaluated in generally and moreover using only a sea model (additive Gaussian background clutter). This paper extends the performance evaluating methodology for low contrast object detection and moreover using only the real sea dataset. This methodology assumes an object of low contrast if the mean and variance of the object and the surrounding background are the same. The paper assumes that the energy spectrum of the object and the sea are different. The paper investigates a scenario in which an artificially created model of a floating object with specified statistical parameters is placed on the surface of a real sea image. The paper compares the efficiency of the classical Matched Subspace Detector (MSD) and MMSD for detecting low-contrast objects on the sea surface. The article analyzes the dependence of the detection probability at a fixed false alarm probability on the difference between the statistical means and variances of a floating object and the surrounding sea.

**Keywords:** real sea surface, object detection, performance detection.

## 1. Introduction

We tackle the problem of multi-pixel floating objects detection in image sequences, which arises in search and track video systems [1-11]. In many instances, the objects are small and low contrast in a surrounding background environment. The known methods, such as clutter removing [1-3], subspace projection [21], entropy-based method [11], and multi-frame solve the detection in fluctuating background. The Modified Mean Subtraction Filter (MMSF) [3] improved the Mean Subtraction Filter (MSF) but only for a high signal-to-background ratio (SBR). Conventional low contrast target detection methods, such as median filter [3], least mean square filter [2,12], and morphology-based methods [10], are used to reduce only the background clutters. Application of such methods to problems of the target detection shows limited detection performance enhancement since these methods use fixed filters.

Detection algorithms based on statistical methods are widely used in remote sensing systems where channel noise and random intense background environment are present [13-24]. The well-known matched and matched subspace filters [15] are such algorithms.

Adaptive algorithms and algorithms that take into account the specific features of scenarios were based on generalized likelihood ratio test (GLRT) and were considered in [15, 16, 21-23]. A Modified Adaptive Subspace Detector (MASD) was proposed for detecting faintly discernible objects during image processing [17, 20-24].

In this paper, we focus on the detection of small low contrast fluctuating object detection on the agitated sea surface in the presence of channel noise. Algorithms for detecting objects on the surface of the sea should be slightly sensitive to sensor movement and water spray. The common drawbacks of the published papers are the assumption that the background and channel noise are almost Gaussian processes and the lack of a low contrast target model. To eliminate these shortcomings, this work uses images of real sea surfaces in various weather conditions and determines the contrast of a floating object as the difference between the statistical averages and the variances of the compared surfaces. In this work, the low contrast floating object has a statistical mean and variance almost equal to the sea surface. This paper investigates the dependence of the detection probability on the difference between the mean and variance of the floating object and the surrounding sea surface. For such a study, it is necessary to change the values of these differences. It is very difficult to experimentally obtain real images of floating objects with different mean values and variances. Therefore, this work uses a model of reflections from a floating object, in which both average values and variances can be changed.

This approach allows to change the difference between the statistical parameters of the object and the environment. The aim of this paper is to study the performance of two detectors (MSD and MMSD) in the case of low-contrast floating objects detecting.

## 2. Floating object signal model

In this paper, using the experimental data we investigate the relationship between two techniques of the detecting of a small low contrast floating objects on the sea surface in the image sequences: well known the MSD and recently proposed the MMSD [18]. Unlike previous studies, this work uses real images of the sea surface on which a model of a floating object is placed. As well known, the creation of a model of an agitated sea surface causes significant difficulties.

Therefore, we do not use the model of reflections from the sea surface in this work, replacing it with real images of the agitated sea surface under various (3 types) weather conditions. We use a generic model of reflections from a floating object [18]. This approach allows, firstly, to avoid possible errors due to the inaccuracy of the model of reflections from the sea and, secondly, by introducing a model of a floating object, to control the magnitude of the contrast of the floating object relative to the sea surface.

This approach allows to set the selected for analysis contrast of the object in relation to the sea surface. Contrast is usually defined as the difference between the target average intensity and the average background intensity. What needs to be considered is that the definition of contrast given above only applies to local area of image instead of the entire image.

In this paper, we expand the definition of contrast by introducing as a contrast parameter the difference between the variances of the object and the sea. The detection of a floating object under the condition of minimum contrast (the difference between the means and the difference between the variances of the object and the sea is close to zero) depends on the difference in the covariance matrices of reflections from the object and the sea (or from their energy spectra). Therefore, the detector must be sensitive to the difference between the covariance matrices of the object and the sea. This paper analyzes this sensitivity for two detectors.

This section discusses a model of a floating object on a rough sea surface. First, the size of the rectangular sub-image ( $K \times M$ ) is selected, in which processing will be performed in order to detect a signal from a floating object into this sub-image. Then, the analyzed image is divided into a number of such non-overlapping sub-images. We assume that the sub-image ( $K \times M$ ) is significantly smaller than the dimensions of the floating object ( $N \times L$ ). The object signal is modeled as a two-dimensional matrix ( $N \times L$ ).


The floating object model is a matrix, each column of which is formed as a vector of different shapes. A linear model with a Vandermonde matrix is used to form each column. The work assumes the detection of a solid floating object. Therefore, the floating object model assumes a change in the maximum frequency of each column, but this frequency is always less than the maximum frequency of the signal reflected from the sea surface. The  $r$ -th column-vector of the object sub-image model is represented by:

$$\mathbf{s}_r = \mathbf{H}\boldsymbol{\theta}_r \quad (1)$$


where  $r=1, 2, \dots, L$ ;  $\mathbf{H}$  is the object mode matrix (Vandermonde matrix) with discrete complex exponential elements:

$$\mathbf{H} = \begin{bmatrix} 1 & 1 & \dots & 1 \\ z_0 & z_1 & \dots & z_p \\ \vdots & \vdots & \dots & \vdots \\ z_0^{N-1} & z_1^{N-1} & \dots & z_p^{N-1} \end{bmatrix} \quad (2)$$

where  $z_n^i = h_{in} = \frac{1}{\sqrt{N}} \exp\left(\frac{j2\pi in}{N}\right)$ , the subscripts  $n$  and  $i$  denote the column and row number of the matrix  $\mathbf{H}$ , respectively;  $i=0,1,2,\dots,N-1$ ;  $n=0,1,2,\dots,p$ ;  $j=\sqrt{-1}$ . The linear model (1) can be interpreted as a linear combination of columns (complex harmonics) of  $\mathbf{H}$ , weighted by their respective coefficients (amplitudes)  $\boldsymbol{\theta}_r = [\theta_{1r}, \theta_{2r}, \dots, \theta_{pr}]$ . The parameter  $\boldsymbol{\theta}_r$  is a priori unknown and in this paper is a sample from a random uniform distribution. Thus, the multipixel model of a floating object is represented by a matrix of size  $(N \times L)$  consisting of  $L$  vectors  $\mathbf{s}_r$ .



**Figure 1.** Object model examples of size  $20 \times 20$ ,  $p=8$ .



**Figure 2.** Object model examples of size  $20 \times 20$ ,  $p=3$ .

Examples of object models with different mean values and variances using the 8 first Fourier harmonics are shown in Figure 1. For comparison of the object model with the same mean and variance values, but using the first 3 Fourier harmonics, are shown in Figure 2.

### 3. Problem Statement and Detector Design

The purpose of this section is a statistical description of the detection problem and the corresponding suboptimal algorithms synthesized by the method GLRT. The problem is to test the statistical hypothesis  $H_0$  against the alternative  $H_1$  and to select the one that

is most consistent with the prior models and the observations. We will consider two possible scenarios for detecting a floating object on the sea surface, using one frame and a sub-image ( $K \times M$ ), in which the detection is carried out.

The first scenario assumes that there is no information about the size of the floating object. Therefore, it is generally assumed that the detection sub-image can be larger than the size of the object ( $K > N$ ,  $M > L$ ). Then, under hypothesis  $H_1$ , the received signal consists of the sum of the signals reflected from the object, the sea and the channel noise. The first scenario can be described as follows:

$$\begin{cases} H_0: \mathbf{x}_m = \mathbf{c}_m + \mathbf{n}_m; \\ H_1: \mathbf{x}_m = \mathbf{s}_r + \mathbf{c}_m + \mathbf{n}_m; \end{cases} m \in [1, M], r \in [1, L], \quad (3)$$

The hypothesis  $H_0$  assumes that the received signal vector is the sum of the signal reflected from the sea surface  $\mathbf{c}_m = [c_{1m} \ c_{2m} \ \dots \ c_{Km}]^T$  and the additive channel noise  $\mathbf{n}_m = [n_{1m} \ n_{2m} \ \dots \ n_{Km}]^T$ . Under an alternative hypothesis, the received signal consists of signals reflected from the object  $\mathbf{s}_r = [s_{1r} \ s_{2r} \ \dots \ s_{NL}]^T$ , the sea  $\mathbf{c}_m$  and additive normal noise  $\mathbf{n}_m$ . The article [19] synthesizes the detection algorithm for this scenario. For simplicity, it is assumed that the signal reflected from the sea surface can be represented as a normal random uncorrelated process  $\mathbf{c}_m \sim N(0, \sigma_c^2 \mathbf{I})$  and channel noise  $\mathbf{n}_l \sim N(0, \sigma_n^2 \mathbf{I})$ , where  $\sigma_c^2 > \sigma_n^2$ . This algorithm was obtained at unknown object size and known spectral frequency range of the reflected signal. To describe the detection algorithm, the article [19] used the orthogonal projection matrix  $\mathbf{P} = \mathbf{H}(\mathbf{H}^H \mathbf{H})^{-1} \mathbf{H}^H$ .

The resulting algorithm practically coincides with the well-known MSD algorithm:

$$T_{MSD} = \sum_{m=1}^M \mathbf{x}_m^T \mathbf{P} \mathbf{x}_m \underset{H_0}{\overset{H_1}{\geq}} \eta, \quad (4)$$

where  $\eta$  is a threshold that determines the probability of a false alarm.

The second scenario assumes that the object is larger than the sub-image so that there is always one sub-image that is completely covered by the object. In this case, we can assume that  $N = K$  and  $L = M$ .

The null statistical hypothesis corresponds to the case of observing the sea surface without an object, and the alternative hypothesis corresponds to the case of the presence of an object on the sea surface. In this case we can represent two statistical hypotheses  $H_0$  and  $H_1$ :

$$\begin{cases} H_0: \mathbf{x}_m = \mathbf{c}_m + \mathbf{n}_m \\ H_1: \mathbf{x}_m = \mathbf{s}_m + \mathbf{n}_m, \end{cases} m \in [1, M] \quad (5)$$

It is known that the Wandermode matrix  $\mathbf{H}$  consists of columns orthogonal to each other. The paper assumes that columns from 1 to  $p$  describe reflections from an floating object, and columns from  $p + 1$  to  $K$  describe an orthogonal subspace  $\langle \mathbf{H}^\perp \rangle$ , in which the energy of signals reflected from the sea surface is present and there is no signal from the object. This assumption is consistent with the experimental results of studying the spectral composition of reflections from the sea and from the object. To describe the detection algorithm, the article [19] used the orthogonal projection matrix  $\mathbf{P}_\perp = \mathbf{I} - \mathbf{P}$  onto the orthogonal subspace  $\langle \mathbf{H}^\perp \rangle$ , where  $\mathbf{I}$  is identity matrix ( $K \times K$ ).

The MMSD [19] is:

$$T_{MMSD} = \sum_{m=1}^M \left[ \frac{\mathbf{x}_m^T \mathbf{x}_m}{K \sigma_0^2} - b \cdot \ln \frac{\mathbf{x}_m^T \mathbf{P}_\perp \mathbf{x}_m}{K \sigma_0^2} \right] \underset{H_0}{\overset{H_1}{\geq}} \eta_1, \quad (6)$$

where  $\sigma_0^2 = \sigma_c^2 + \sigma_n^2$  is the background plus noise variance of the pixel,  $b$  is sensitive factor,  $\eta_1$  is the threshold.

#### 4. Comparative performance assessment

In this section, it is assessed the performance of the MMSD and MSD in terms of detection probability ( $P_d$ ) at a fixed false alarm probability  $P_{fa}=10^{-3}$ . The paper considers the case of a low-contrast object on the sea surface. A low-contrast object is understood as an object whose statistical mean and variance are close to the corresponding values of reflections from the sea surface. The paper uses real videos of the sea surface under various weather conditions. 4 different videos were selected, which are presented in Figure 3.

In Figures. 3a, 3b, 3c show images of sea surfaces with real low-contrast floating objects, and in Fig. 3d shows a real sea surface with a low-contrast model of a floating object. All the following figures show the curves averaged over these four sea surface types. It is known that the MSD calculates the power of the input signal in a bandwidth where the reflected energy from the object is significant. The signal power depends on the statistical mean and variance of the signal. Therefore, the MSD cannot detect signals in the background noise if the signal and noise power are the same in a given bandwidth.


MMSD, unlike MSD, is also sensitive to power in the orthogonal subspace, in which signals from the sea and channel noise are present at the null hypothesis, or only channel noise is present at the alternative hypothesis.

Figure 3 shows the various surfaces of an agitated sea with a poorly visible real objects. In these images, the differences between means and variances of the object signal and sea signal do not exceed 10%.

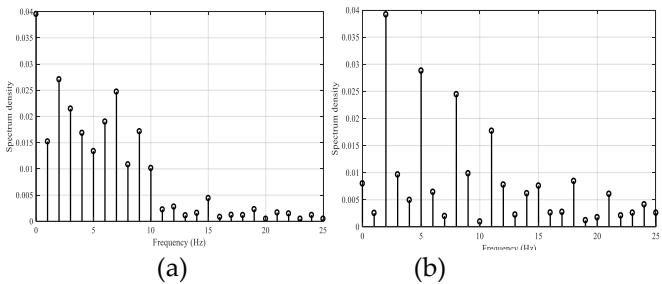
This study required the presence of floating objects with different intensities of reflections (both statistical averages and variances). Therefore, a technique was used to place an artificially created model of a floating object on a real image of the sea. The statistical mean and variance of the model were changed programmatically.

Typical averaged spectra of reflections from a typical unobtrusive floating object and a typical agitated sea surface are shown in Fig. 4 (a, b). The width of the spectrum of reflections from a floating object is less than 10 Hz (0-10), and from the rough sea surface it reaches 25 Hz (0-25). Using these experimental data, the parameter  $p$  is selected in the detection algorithms.

To obtain the detection characteristics, a site was selected on the sea surface at a distance of about 200 m from the camera, which made a video for 5 minutes. Each frame is divided into windows (10x10), which cover the entire surface of each frame. Each window is processed in order to detect a floating object in it. The processing results for each window are compared with the set threshold. If the threshold is exceeded, a decision is made on the presence of a floating object inside the analyzed window. The dimensions of the floating object significantly exceed the size of the window where processing and detection are carried out (10x10), the average power of the floating object reflections and the standard deviation changed during the experiments. Additive channel noise with a given intensity has been added to all images. To implement the detection, we first selected the window of the sea image without an object, in which the detections were carried out in order to establish a threshold providing a false alarm probability of 0.001. In the selected sub-image, the detection process was implemented 10000 times in 10000 frames. The output values of the detectors (10000 numbers) were analyzed and ordered in ascending order.

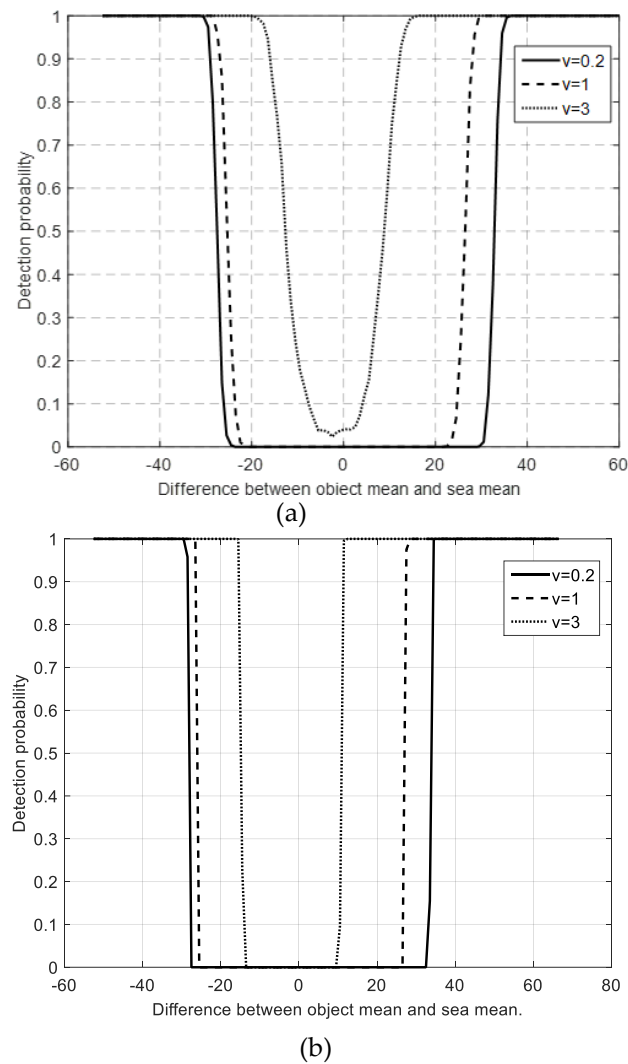


**Figure 3.** Images of the different sea surfaces with real floating low-contrast objects a), b), c) and with a low-contrast floating object model d).



**Figure 4.** Average spectrum of reflections from a real floating low contrast object a) and from real agitated sea surface b).

In this paper, the problem of detecting a low-contrast floating object was solved. For this, the statistical means and variances of the object model were changed in the course of the experiments, and the dependence of the detection probability on the difference between the average object and the sea was analyzed for different values of the difference between the variances of the object and the sea. The ratio of the channel noise power to the sea power also changed.

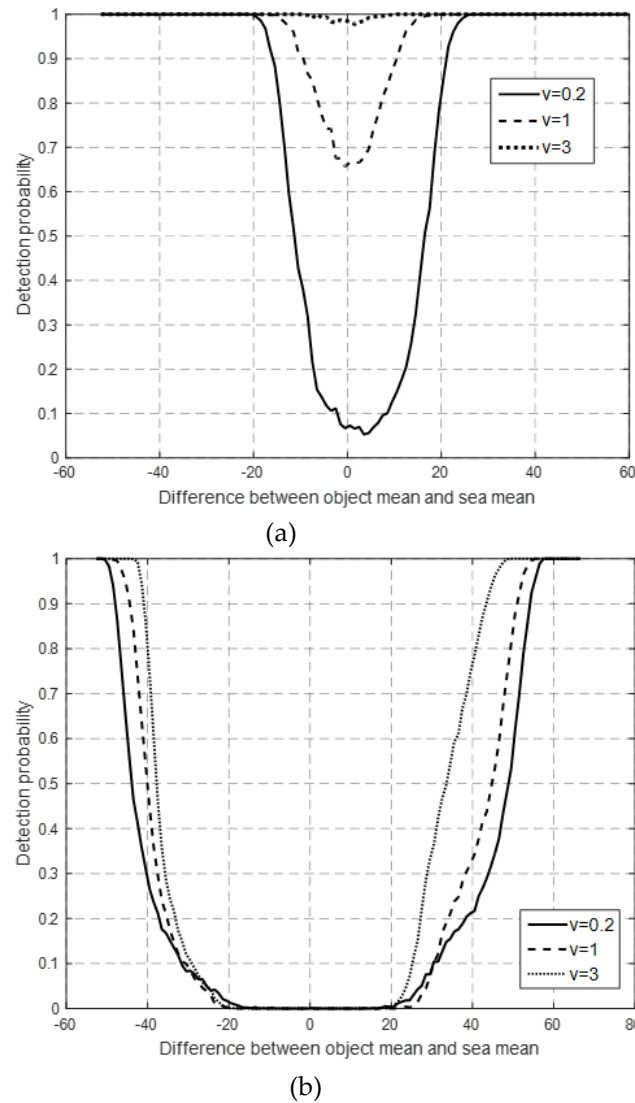


**Figure 5.** MSD detection probability vs difference between object mean and sea mean, NBR=0.004 (a), NBR=0.3 (b),  $p=3$  for different coefficient  $v=OP/BP$ .

In Figures 5 the characteristics of the MSD are given. In Figures 5a and 5b the dependences of the detection probability on the difference between the average object and the sea are given for different ratios of the channel noise power to the power of reflections from the sea NBR (noise-to-background ratio) and different coefficient  $v=OP/BP$  (object power-to-background power).

Analysis of the curves shows that the detection quality of the MSD is highly dependent on the difference between the average signals reflected from the object and from the sea. At the same time, a significant increase in the channel noise power insignificantly worsens the detection quality. An increase in the difference between the dispersions of reflections from the object and from the sea increases the detection quality significantly. However, the MSD does not provide high detection quality with a small difference between the average reflections from the object and from the sea.





**Figure 6.** MMSD detection probability vs difference between object mean and sea mean,  $NBR=0.05$  (a) and  $NBR=0.3$  (b),  $p=3$  for different coefficient  $v=OP/BP$ ,  $b=2.3$

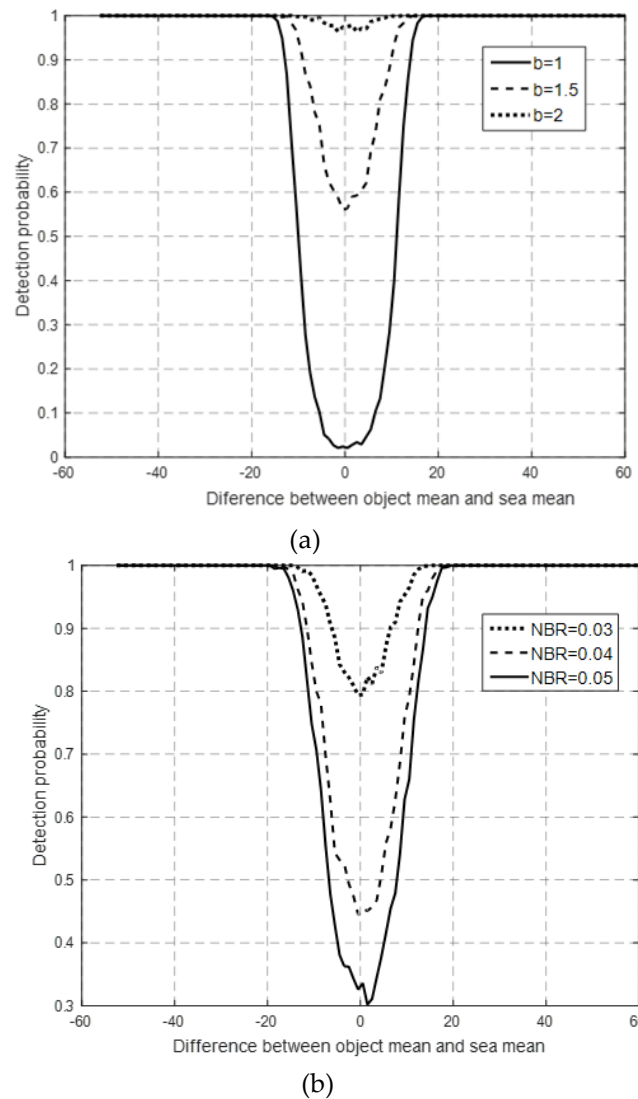
In Figures 6 and 7 the characteristics of the MMSD are given. Comparison of the graphs in Figs 6a and 6b shows that the quality of the MMSD strongly depends on the channel noise power. With an increase in the channel noise power, the probability of detecting MMSD deteriorates.

However, with a small ratio of the channel noise power to the power of reflections from the sea, the MMSD is able to detect a low-contrast object even with a zero difference between the average signals reflected from the object and from the sea.

As with the MSD, an increase in the difference between the dispersions of the reflections from the object and from the sea increases the detection quality.

Comparison of the graphs in Figure 7a shows that the quality of the MMSD strongly depends on the sensitivity coefficient  $b$ , which determines the contribution of the second term in the MMSD algorithm. Figure 7b suggests that with an increase in the sensitivity coefficient, the dependence of the detection quality on the power of the channel noise increases. From the given graphs it follows that to detect low-contrast floating objects, it is advisable to use the MMSD algorithm, which has a high detection quality even with equal values of the mean and dispersion of signals reflected from the object and from the sea.





**Figure 7.** MMSD detection probability vs difference between object mean and sea mean,  $NBR=0.05$ ,  $p=3$ ,  $v=1$ , for different coefficient  $b$  (a), and  $b=2$ ,  $p=3$ ,  $v=1$ , for different coefficient NBR (b).

To explain this, attention should be paid to the second term in the MMSD, which increases with an increase in the difference between the power of the signals reflected from the sea and the channel noise. This algorithm assumes that the MMSD detector is able to estimate the power of noise or power of reflections from the sea in the frequency range, in which there is no signal reflected from the object. This is valid for floating solid objects. In Figure 4 shows the plots of the Fourier spectra modules characteristic of reflections from floating solid objects and from agitated sea.

## 5. Conclusions

1. The experiments carried out show that, provided that reflections from a floating object and from the sea surface have the same statistical averages and variances, the use of classical detection algorithms does not allow obtaining high detection quality.
2. The algorithm for detecting low-contrast objects should be sensitive to the shape of the amplitude spectrum of the received signal.
3. MMSD allows realizing high-quality detection of a low-contrast floating solid object, because sensitive to spectrum energy in different frequency ranges.
4. To use MMSD, information is required on the width of the spectrum of signals reflected from a floating object.

5. This work is based on experimental data obtained for various scenarios of the sea surface.

The paper experimentally shows the high efficiency of the considered method for recognizing low-contrast objects (anomalies) surrounded by a random background in the presence of channel noise. Recognition of low-contrast objects (anomalies) located on a surface with random parameters can be used in various technologies, for example, for the automated recognition of anomalies in medical images. In the current situation around the world, research in the analysis of medical images is the most promising and work is currently underway to use the method of the statistical hypothesis testing method as one of the possible methods for recognizing low-contrast anomalies on medical images.

**Author Contributions:** Conceptualization, V.G. and O. S.; methodology, V. G.; software, O. S. and D. Ch.; validation, M. R-BI.; investigation V. G., O. S., D. Ch., and M. R-B. All authors have read and agreed to the published version of the manuscript.

**Funding:** This research was funded by ISP RAS and was supported by the Ministry of Science and Higher Education of the Russian Federation under grant No. 075-15-2020-915.

**Conflicts of Interest:** The authors declare no conflict of interest

## References

1. Varcheie, P.D.Z.; Sills-Lavoie, M. and Bilodeau, G.A. A multiscale region-based motion detection and background subtraction algorithm. *Sensors*, **2010**, 10(2), 1041-1061.
2. Borghgraef, A.A.; Barnich, O.; Lapierre, F.; Van Droogenbroeck, M.; Philips, W.; & Acheroy, M.; An evaluation of pixel-based methods for the detection of floating objects on the sea surface, *EURASIP Journal on Advances in Signal Processing*, **2010**, 1, 978451.
3. Kim, S.; & Lee, L.; Small infrared target detection by region adaptive clutter rejection for sea-based infrared search and track, *Sensors*, **2014**, 14, (7), 13210-13242.
4. Wang, C.D.; Adaptive spatial/temporal/spectral filters for background clutter suppression and target detection, *Optical Engineering*, **1982**, (12), 1033-1038.
5. Margalit, A.; Reed, I.S.; and Galgiardi; R.M. Adaptive Optical Target Detection Using Correlated Images, *IEEE Trans. Aerosp. Electron. Syst.*, **1985**, AES-21, (5).
6. Yu, X.; Reed, I.S.; Adaptive detection of Signals with Linear Feature Mappings and Representations," *IEEE Trans. Signal Process.*, **1995**, 43, (12), 2953-2963.
7. Conte, E.; De Maio, A.; Ricci, G.; GLRT-Based Adaptive Detection Algorithms for Range-Spread Targets, *IEEE Trans. Signal Process.*, **2001**, 49 (7), 1336-1348.
8. Chen, J.; Reed, I.S.; A Detection Algorithm for Optical Targets in Clutter, *IEEE Trans. Aerosp. Electron. Syst.*, **1987**, AES-23, (1), 46-59.
9. Bandiera, F.; Orlando, D.; Ricci, G.; CFAR Detection of Extended and Multiple Point-Like Targets Without Assignment of Secondary Data, *IEEE Signal Processing Letters*, **2006**, 13 (4), 240-243.
10. Tom, V.T.; et al., Morphology-based algorithm for point target detection in infrared backgrounds, *Proceedings of the SPIE*, **1993**, 2-11.
11. Jun Tang; Ning Li; Yong Wu; and Yingning Peng; On Detection Performance of MIMO Radar: A Relative Entropy-Based Study, *IEEE Signal Processing Letters*, 2009, 16 (3), 184-187.
12. Kerekes, R.; Vijaya Kumar, B.V., Enhanced Video-Based Target Detection Using Multi-Frame Correlation Filtering, *IEEE Trans. Aerosp. Electron. Syst.*, **2009**, AES-45, (1), 289-307.
13. Blostein, S.D.; Huang, T.S.; Detecting Small, Moving Objects in Image Sequences using Sequential Hypothesis Testing, *IEEE Trans. Signal Process.*, **1991**, 39, (7), 1611-1628.
14. Radke, R.J.; Andra, S.; Al-Kofahi, O.; Roysam, B.; Image Change Detection Algorithms: A Systematic Survey, *IEEE Trans. Image Process.*, **2005**, 14 (3), 294-307.
15. Scharf, L.; Statistical Signal Processing: Detection, Estimation and Time Series Analysis. Reading, MA: Addison-Wesley, **1991**.
16. Onur Karali, A.; Erman Okman, O.; Aytag, T. Adaptive image enhancement based on clustering of wavelet coefficients for infrared sea surveillance systems, *Infrared Physics and Technology*, **2011**, 54, 382-394.
17. Golikov, V.; Lebedeva, O.; Castillejos-Moreno, A.; Ponomaryov, V. Asymptotically Optimum Quadratic Detection in the Case of Subpixel Targets, *IEICE Trans. Fund.*, **2011**, E94-A, (9), 1786-1792.
18. Golikov, V.; Lebedeva, O. Adaptive Detection of Subpixel Targets With Hypothesis Dependent Background Power, *IEEE Signal Processing Letters*, **2013**, 20, (8), 751-754.

19. Golikov, V.; Lebedeva, O.; Rodriguez Blanco, M. GLRT subspace detection of multi-pixel targets with known and unknown spatial parameters in presence of signal-dependent background power, *Computers and Electrical Engineering*, **2016**, 52, 38-48.
20. Golikov, V.; Samovarov, O.; Zhilyakov, E.; Rullan-Lara J.L.; Alazki, H. Generalized likelihood ratio test for optical subpixel objects detection with hypothesis-dependent background covariance matrix, *Journal of Applied Remote Sensing*, **2020**, 14(4), 046513-1 – 046513-18.
21. Bruno, M.; Moura, J.M.; Multiframe Detector/Tracker: Optimal Performance, *IEEE Trans. Aerosp. Electron. Syst.*, **2001**, AES-37, (3), 925-944.
22. Richmond, C.D.; Performance of the Adaptive Sidelobe Blanker Detection Algorithm in Homogeneous Environments, *IEEE Trans. Signal Process.* **2000**, 48, (5), 1235-1247.
23. Duan, F.; Chapeau-Blondeau, F.; Abbott, D. Weak signal detection: Condition for noise induced enhancement, *Digital Signal Processing*, **2013**, 23, 1585-1593.
24. Du, B.; Zhang, Y.; Zhang, L.; Zhang, L. A hypothesis independent subpixel target detector for hyperspectral Images, *Signal Processing*, **2014**, <http://dx.doi.org/10.1016/j.sigpro.2014.08.018>.