

Stepan Piltyay, PhD, Associate Professor
Andrew Bulashenko, Senior Lecturer

National Technical University of Ukraine
“Igor Sikorsky Kyiv Polytechnic Institute”

POLARIZATION CONVERTER FOR SATELLITE SYSTEMS

Abstract — This research presents the design and characteristics of new wideband polarizer based on the square waveguide with irises. Matching and polarization characteristics of the polarizer have been simulated and optimized. Frequency dependences of the characteristics are presented. Developed polarizer can be applied in satellite information systems.

Keywords: microwave devices, telecommunication systems, polarizer, differential phase shift, crosspolar isolation, axial ratio, satellite information systems, antenna systems.

INTRODUCTION

Nowadays, new extended frequency bands are widely applied in modern satellite information systems, terrestrial communications and radio astronomy [1–9]. In this regard the development and simulation of new designs of waveguide polarizers is a relevant problem [10–21]. Polarizers are an essential part of the feeds of satellite reflector antennas [22–27]. Waveguide polarizers based on sectoral [28–34] and coaxial ridged waveguides [35–37] are frequently applied in dual-band antenna feeds. The application of polarizers allows to operate at two orthogonal circular polarizations. Consequently, the volumes of transmitted information in the telecommunication system increase in two times.

STRUCTURE OF THE DEVELOPED GUIDE POLARIZER

A waveguide polarizer is a microwave device, which performs the conversion of the electromagnetic waves with orthogonal circular polarizations into electromagnetic waves with linear polarizations. This operation is performed by the introduction of an additional differential phase shift of 90° between the modes of a waveguide with orthogonal polarizations.

Typically, polarizers and orthomode transducers are designed based on circular, sectoral and ridged coaxial guides [28–40], and square waveguides [41–47]. The main advantage of the iris polarizer is its most wideband operation compared to other designs. Besides, it provides efficient electromagnetic characteristics and good matching of a structure. The main disadvantage is the increase of the polarizer’s length for the wide and ultra wide operating bands. In addition, polarizers based on guides with irises are technological devices and they are easily fabricated by milling.

Inner structure of typical structure of the waveguide iris polarizer is shown in Fig. 1. The polarizer is based on the square waveguide and several diaphragms.

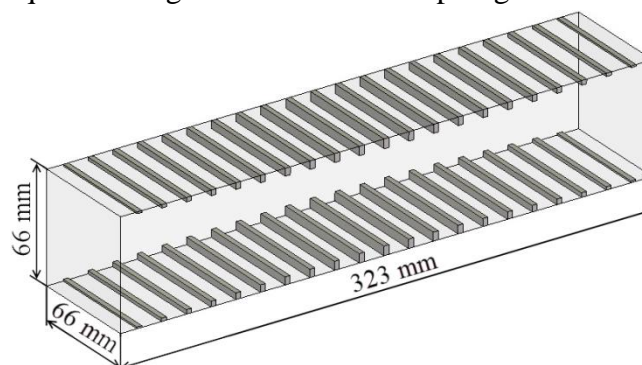


Fig. 1. The structure of a polarizer based on the square waveguide with irises

ELECTROMAGNETIC PERFORMANCE OF THE POLARIZER

The sizes of the waveguide and irises were varied for the optimization. The most important parameter of a polarizer is differential phase shift. Optimized differential phase shift of the polarizer is demonstrated in Fig. 2. The introduced differential phase shift is $90^\circ \pm 3^\circ$ in the operating satellite band 3.4–4.8 GHz. The crosspolar isolation of the polarizer is higher than 31 dB. Fig. 3 presents the frequency dependences of VSWR. The solid curve correspond to the vertical polarization. The dashed curve corresponds to the horizontal polarization. As one can see, VSWR is less than 1.1 for both polarizations of waveguide modes.

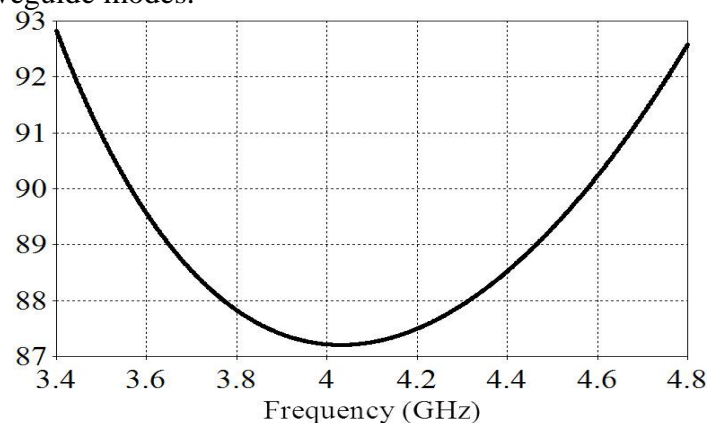


Fig. 2. Differential phase shift of a polarizer in the extended satellite C-band

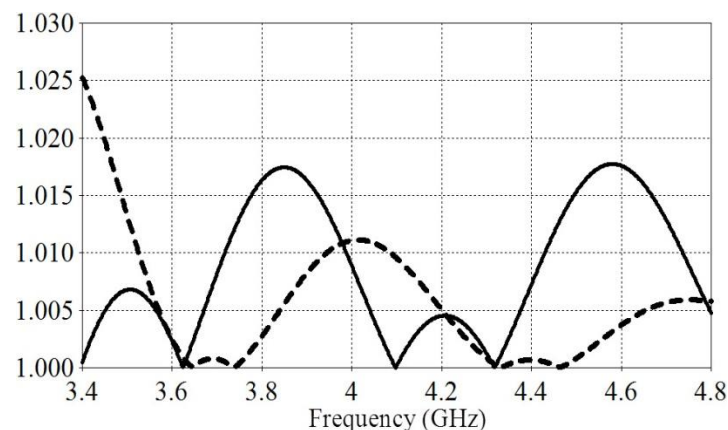


Fig. 3. VSWRs of a polarizer in the extended satellite C-band for both polarizations

CONCLUSIONS

Therefore, a new polarizer has been developed and optimized in the article. The structure consists of a square waveguide with metal irises in it. Developed polarizer provides efficient phase characteristic and good matching with low VSWR level. Optimized polarizer can be widely applied in modern satellite information systems.

REFERENCES

1. Piltyay S., Bulashenko A., Kushnir H., Bulashenko O. Information resources economy in satellite systems based on new microwave polarizers with tunable posts // *Path of Science*. 2020. Vol. 6, № 11. P. 5001–5010. DOI: 10.22178/pos.55-1.
2. Dubrovka F., Martunyk S., et al. Circularly polarised X-band H11- and H21-modes antenna feed for monopulse autotracking ground station // *IEEE Ukrainian Microwave Week (UkrMW)*, Kharkiv, Ukraine, September 2020, pp. 196–202. DOI: 10.1109/UkrMW49653.2020.9252600.
3. Piltyay S. I. High performance extended C-band 3.4–4.8 GHz dual circular polarization feed system // *XI International Conference on Antenna Theory and Techniques (ICATT)*, Kyiv, Ukraine, May 2017, pp. 284–287. DOI: 10.1109/ICATT.2017.7972644.

4. Dubrovka F. F., Piltyay S. I., et al. Eight-channel directional coupler of orthogonal h₂₁ modes in circular waveguide for X-band quasi-monopulse antenna systems // *Radioelectronics and Communications Systems*. 2020. Vol. 63, № 12. P. 656–665. DOI: 10.3103/S0735272720120043.
5. Dubrovka F. F., Piltyay S. I. Ultrawideband microwave biconical high-gain antenna for dual-band systems of omnidirectional radio monitoring // *Radioelectronics and Communications Systems*. 2020. Vol. 63, № 12. P. 619–632. DOI: 10.3103/S0735272720120018.
6. Piltyay S., Bulashenko A., Demchenko I. Wireless sensor network connectivity in heterogeneous 5G mobile systems // *IEEE International Conference on Problems of Infocommunications. Science and Technology (PIC S&T)*, Kharkiv, Ukraine, October 2020, pp. 508–513.
7. Bulashenko A., Piltyay S., Demchenko I. Energy efficiency of the D2D direct connection system in 5G networks // *IEEE International Conference on Problems of Infocommunications. Science and Technology (PIC S&T)*, Kharkiv, Ukraine, October 2020, pp. 324–329.
8. Bulashenko A., Piltyay S., Polishchuk A., Bulashenko O. New traffic model of M2M Technology in 5G wireless sensor networks // *IEEE 2nd International Conference on Advanced Trends in Information Theory (IEEE ATIT)*, Kyiv, Ukraine, November 2020, pp. 125–131. DOI: 10.1109/ATIT50783.2020.9349305.
9. Bulashenko A. Evaluation of D2D Communications in 5G networks // *Visnik NTUU KPI Seriya – Radiotekhnika, Radioaparotobuduvannia*. 2020. Vol. 81. P. 21–29. DOI: 10.20535/RADAP.2020.81.21-29.
10. Dubrovka F. F., Piltyay S. I., et al. Optimum septum polarizer design for various fractional bandwidths // *Radioelectronics and Communications Systems*. 2020. Vol. 63, № 1. P. 15–23. DOI: 10.3103/S0735272720010021.
11. Dubrovka F., Piltyay S., et al. Compact X-band stepped-thickness septum polarizer // *IEEE Ukrainian Microwave Week*, Kharkiv, Ukraine, September 2020, pp. 135–138. DOI: 10.1109/UkrMW49653.2020.9252583.
12. Piltyay S., Bulashenko A., Sushko O., Bulashenko O., Demchenko I. Analytical modeling and optimization of new Ku-band tunable square waveguide iris-post polarizer. *International Journal of Numerical Modelling: Electronic Networks, Devices and Fields*. 2021. Vol. 34, № 4. P. 1–27. DOI: 10.1002/JNM.2890.
13. Dubrovka F. F., Piltyay S. I. A high performance ultrawideband orthomode transducer and a dual-polarized quad-ridged horn antenna based on it // *VIII International Conference on Antenna Theory and Techniques (ICATT 2011)*, Kyiv, Ukraine, September 2011, pp. 176–178. DOI: 10.1109/ICATT.2011.6170737.
14. Piltyay S., Bulashenko A., Demchenko I. Compact polarizers for satellite information systems // *IEEE International Conference on Problems of Infocommunications. Science and Technology (PIC S&T 2020)*, Kharkiv, Ukraine, October 2020, pp. 350–355.
15. Piltyay S.I., Bulashenko A.V., et al. Analytical synthesis of waveguide iris polarizers // *Telecommunications and Radio Engineering*. 2020. Vol. 79, № 18. P. 1579–1597. DOI: 10.1615/TelecomRadEng.v79.i18.10.
16. Bulashenko A. V., Piltyay S. I., Demchenko I. V. Wave matrix technique for waveguide iris polarizers simulation. Theory // *Journal of Nano- and Electronic Physics*. 2020. Vol. 12, № 6. P. 06026-1–06026-5. DOI: 10.21272/jnep.12(6).06026.
17. Bulashenko A. V., Piltyay S. I., Demchenko I. V. Wave matrix technique for waveguide iris polarizers simulation. Numerical results // *Journal of Nano- and Electronic Physics*. 2020. Vol. 13, № 3. — P. 03023-1–03023-5. DOI: DOI: 10.21272/jnep.13(3).03023.
18. Bulashenko A. V., Piltyay S. I. Equivalent microwave circuit technique for waveguide iris polarizers development // *Visnyk NTUU KPI Seriya – Radiotekhnika, Radioaparotobuduvannia*. 2020. Vol. 83. P. 17–28. DOI: 10.20535/RADAP.2020.83.17-28.
19. Bulashenko A., Piltyay S., Demchenko I. Analytical technique for iris polarizers development // *IEEE International Conference on Problems of Infocommunications. Science and Technology (PIC S&T 2020)*, Kharkiv, Ukraine, October 2020, pp. 464–469.
20. Piltyay S., Bulashenko A., Herhil Y., Bulashenko O. FDTD and FEM simulation of microwave waveguide polarizers // *IEEE 2nd International Conference on Advanced Trends in Information Theory (IEEE ATIT)*, Kyiv, Ukraine, November 2020, pp. 357–363. DOI: 10.1109/ATIT50783.2020.9349339.
21. Bulashenko A., Piltyay S., Kalinichenko Ye., Bulashenko O. Mathematical modeling of iris-post sections for waveguide filters, phase shifters and polarizers // *IEEE 2nd International Conference on Advanced Trends in Information Theory*, Kyiv, Ukraine, November 2020, pp. 330–336. DOI: 10.1109/ATIT50783.2020.9349321.
22. Piltyay S.I., Bulashenko A.V., Herhil Y.Y., Numerical performance of FEM and FDTD methods for the simulation of waveguide polarizers // *Visnyk NTUU KPI Seriya – Radiotekhnika, Radioaparotobuduvannia*. 2021. Vol. 84. P. 11–21. DOI: 10.20535/RADAP.2021.84.11-21.
23. Piltyay S. I., Bulashenko A. V., Demchenko I. V. Waveguide iris polarizers for Ku-band satellite antenna feeds // *Journal of Nano- and Electronic Physics*. 2020. Vol. 12, № 5. P. 05024-1–05024-5. DOI: 10.21272/jnep.12(5).05024.
24. Piltyay S.I., Sushko O.Yu., Bulashenko A.V., Demchenko I.V. Compact Ku-band iris polarizers for satellite telecommunication systems // *Telecommunications and Radio Engineering*. 2020. Vol. 79, № 19. P. 1673–1690. DOI: 10.1615/TelecomRadEng.v79.i19.10.

25. Sushko O., Piltyay S., Dubrovka F. Symmetrically fed 1–10 GHz log-periodic dipole antenna array feed for reflector antennas // IEEE Ukrainian Microwave Week (UkrMW), Kharkiv, Ukraine, September 2020, pp. 222–225. DOI: 10.1109/UkrMW49653.2020.9252778.
26. Dubrovka F.F., Piltyay S.I. Novel high performance coherent dual-wideband orthomode transducer for coaxial horn feeds // XI International Conference on Antenna Theory and Techniques, Kyiv, Ukraine, May 2017, pp. 277–280. DOI: 10.1109/ICATT.2017.7972642.
27. Naydenko V., Piltyay S. Evolution of radiopulses radiated by Hertz's dipole in vacuum // 12-th International Conference on Mathematical Methods in Electromagnetic Theory (MMET), Odesa, Ukraine, July 2008, pp. 294–297. DOI: 10.1109/MMET.2008.4580972.
28. Naidenko V.I., Piltyay S.I. Radiopulses evolution radiated by Hertz's dipole propagating in vacuum // Visnyk NTUU KPI Seriiia — Radiotekh. Radioaparotobuduv. 2008. Vol. 36. P. 53–59. DOI: 10.20535/RADAP.2008.36.53-59.
29. Dubrovka F. F., Piltyay S. I. Eigenmodes of sectoral coaxial ridged waveguides // Radioelectronics and Communications Systems. 2012. Vol. 55, № 6. P. 239–247. DOI: 10.3103/S0735272712060015.
30. Dubrovka F.F., Piltyay S.I. Electrodynamics boundary problem solution for sectoral coaxial ridged waveguides by integral equation technique // Radioelectronics and Communications Systems. 2012. Vol. 55, № 5. P. 191–203. DOI: 10.3103/S0735272712050019.
31. Piltyay S. Numerically effective basis functions in integral equation technique for sectoral coaxial ridged waveguides // Proceedings of 14-th International Conference on Mathematical Methods in Electromagnetic Theory (MMET 2012), Kyiv, Ukraine, August 2012, pp. 492–495. DOI: 10.1109/MMET.2012.6331195.
32. Dubrovka F.F., Piltyay S.I. Eigenmodes analysis of sectoral coaxial ridged waveguides by transverse field-matching technique. Part 1. Theory // Visnyk NTUU KPI Seriiia – Radiotekhnika, Radioaparotobuduvannia. 2013. Vol. 54. P. 13–23. DOI: 10.20535/RADAP.2013.54.13-23.
33. Piltyay S.I. Eigenmodes analysis of sectoral coaxial ridged waveguides by transverse field-matching technique. Part 2. Numerical results // Visnyk NTUU KPI Seriiia – Radiotekhnika, Radioaparotobuduvannia. 2013. Vol. 55. P. 13–23. DOI: 10.20535/RADAP.2013.55.13-23.
34. Dubrovka F.F., Piltyay S.I. Eigenmodes analysis of sectoral coaxial ridged waveguides by transverse field-matching technique. Part 2. Results // Visnyk NTUU KPI Seriiia – Radiotekhnika, Radioaparotobuduvannia. 2013. Vol. 55. P. 13–23. DOI: 10.20535/RADAP.2013.55.13-23.
35. Dubrovka F., Piltyay S. Prediction of eigenmodes cutoff frequencies of sectoral coaxial ridged waveguides // XI International Conference on Modern Problems of Radio Engineering, Telecommunications and Computer Science, Lviv – Slavske, Ukraine, February 2012, pp. 191.
36. Dubrovka F. F., Piltyay S. I. Eigenmodes of coaxial quad-ridged waveguides. Theory // Radioelectronics and Communications Systems. 2014. Vol. 57, № 1. P. 1–30. DOI: 10.3103/S0735272714010014.
37. Dubrovka F. F., Piltyay S. I. Eigenmodes of coaxial quad-ridged waveguides. Numerical results // Radioelectronics and Communications Systems. 2014. Vol. 57, № 2. P. 59–69. DOI: 10.3103/S0735272714020010.
38. Dubrovka F.F., Piltyay S.I. Boundary problem solution for eigenmodes in coaxial quad-ridged waveguides // Information and Telecommunication Sciences. 2014. Vol. 5, № 1. P. 48–61. DOI: 10.20535/2411-2976.12014.48-61.
39. Piltyay S. I. Enhanced C-band coaxial orthomode transducer // Visnyk NTUU KPI Seriiia – Radiotekhnika, Radioaparotobuduvannia. 2014. Vol. 58. P. 27–34. DOI: 10.20535/RADAP.2014.58.27-34.
40. Dubrovka F. F., Piltyay S. I. A novel wideband coaxial polarizer // 9-th International Conference on Antenna Theory and Techniques (ICATT), Odesa, Ukraine, September 2013, pp. 473–474. DOI: 10.1109/ICATT.2013.6650816.
41. Piltyay S., Bulashenko A., Kushnir H., Bulashenko O. New tunable iris-post square waveguide polarizers for satellite information systems // IEEE 2nd International Conference on Advanced Trends in Information Theory (IEEE ATIT 2020), Kyiv, Ukraine, November 2020, pp. 342–348. DOI: 10.1109/ATIT50783.2020.9349321.
42. Bulashenko A.V., Piltyay S.I., et al. Tunable square waveguide polarizer with irises and posts // Technical Engineering. 2020. Vol. 86, № 2. P. 108–116. DOI: 10.26642/ten-2020-2(86)-108-116.
43. Bulashenko A.V., Piltyay S.I., et al. Compact waveguide polarizer with three antiphase posts // Visnyk VPI. 2020. Vol. 5. P. 97–104. DOI: 10.31649/1997-9266-2020-151-5-97-104.
44. Bulashenko A.V., Piltyay S.I., et al. Optimization of a polarizer based on a square waveguide with irises // Science-Based Technologies. 2020. Vol. 47, № 3. P. 287–297. DOI: 10.18372/2310-5461.47.14878.
45. Bulashenko A.V., Piltyay S.I., et al. Waveguide polarizer with three irises for antennas of satellite television systems // Science-Based Technologies. 2021. Vol. 49, № 1. P. 39–48. DOI: 10.18372/2310-5461.49.15290.
46. Piltyay S. I., et al. High performance waveguide polarizer for satellite information systems // Bulletin of Cherkasy State Technological University. 2020. Vol. 4. P. 14–26. DOI: 10.24025/2306-4412.4.2020.217129.
47. Bulashenko A.V., Piltyay S.I., Demchenko I.V. Simulation of compact polarizers for satellite telecommunication systems with the account of thickness of irises // KPI Science news. 2021. Vol. 1. P. 7–15.