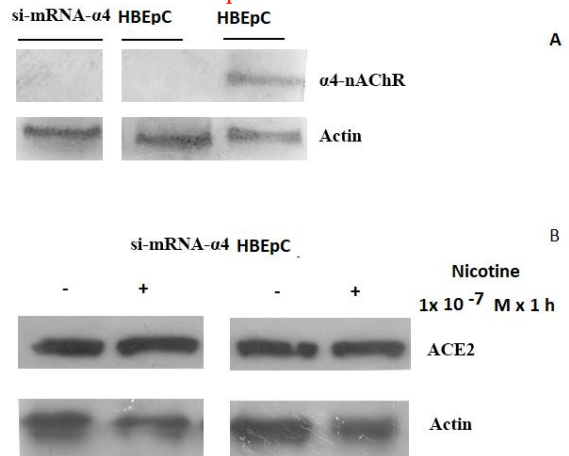


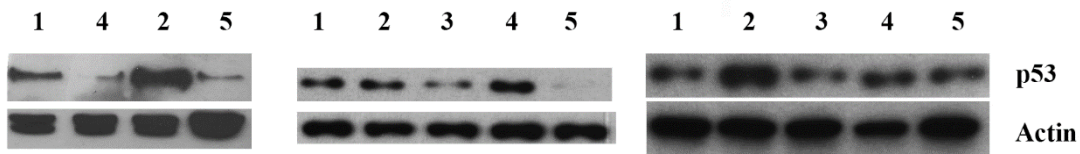
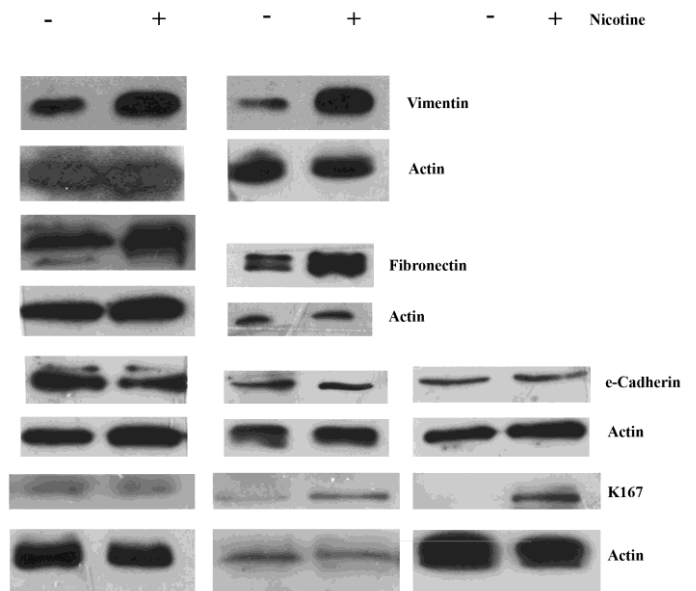
Appendix A: Supplementary Figures

Figure 1S. Expression of $\alpha 4$ -nAChR and ACE2 in HBEpC in si-mRNA- $\alpha 4$ -HBEpC after treatment for 1 h with Nicotine 1×10^{-7} M.



Panel A: Expression of $\alpha 4$ -nAChR on wild type HBEpC and on si-mRNA- $\alpha 4$ -HBEpC. Panel B expression of ACE2.

Figure 2S. Western blot raw data.



- 1 CTRL
- 2 positive control H_2O_2 400 μM for 1 h
- 3. Nicotine 1×10^{-7} M for 1 h
- 4 Nicotine 1×10^{-7} M for 24 h
- 5 Nicotine 1×10^{-7} M for 48 h