

Modified full-face snorkel mask as COVID-19 personal protective equipment: quantitative results

Kyle Nicholson¹, Ashley Henke-Adams², Daniel M. Henke³, Alexxai V. Kravitz⁴, Hiram A. Gay⁵

July 8, 2020

1 McKelvey School of Engineering, Washington University, St. Louis, Missouri

2 Barnes Jewish Hospital, St. Louis, Missouri

3 Henke Engineering, LLC, Festus, Missouri

4 Departments of Psychiatry, Anesthesiology, and Neuroscience, Washington University School of Medicine, St. Louis, Missouri

5 Department of Radiation Oncology, Washington University School of Medicine, St. Louis, Missouri

Correspondence should be directed to:

Hiram Gay, MD

Department of Radiation Oncology

Washington University School of Medicine

4921 Parkview Place

Campus Box 8224

Saint Louis, MO 63110-6311

Phone: 314-747-2164

Email: hiramgay@wustl.edu

Contributions:

Kyle Nicholson: 3D design, concept development

Alexxai Kravitz: 3D design, 3D printing and materials, concept development

Dan Henke: final design concept

Ashley Adams-Henke: prototype testing, user experience

Hiram Gay: concept development, testing

Conflict of Interest: None to disclose

1.0 Background

The COVID-19 crisis has resulted in a shortage of personal protective equipment (PPE) [1]. COVID-19 is currently the leading cause of death in the United States[2]. Health care providers caring for COVID-19 patients or at high risk of being exposed to the SARS-CoV-2 virus benefit from a face shield to protect against aerosol droplets that could hit the face and minimize the chance of inadvertently touching the face with contaminated hands, and air filtration to filter out aerosolized SARS-CoV-2. Adapting commercially available full-faced snorkel masks has been proposed as an alternative to narrow the gap in PPE [3]. Here we explore a full-faced snorkel mask with commercially available particulate filters.

2.0 Methods and materials

The testing equipment consisted of a PortaCount 8030 Respirator Fit Tester (TSI, Minnesota, USA), Particle Generator 8026 Tester (TSI, Minnesota, USA), Surface Pro (Microsoft, Redmond, WA), Nellcor OxiMax N-65 Pulse Oximeter (Medtronic, Minnesota, USA) (**Figure 1**), and a gauge manometer (Instrumentation Industries, Inc., Pennsylvania, USA). The PortaCount 8030 was calibrated March 6, 2020 by TSI.

Testing was done in an approximately 9 ft. x 9 ft. room with the particle generator on. A 3M 6800 series (3M, St. Paul, MN) full-faced mask served as the benchmark.




Figure 1. From left to right: A) pulse oximeter, B) SurfacePro, C) PortaCount 8030, D) ARIA QR+ snorkel mask, and E) particle generator 8026.

Full face snorkel-mask

An Aria QR+ (Ocean Reef, Inc., California, USA) Medium/Large full-faced snorkel mask and an Aria Classic (Large/Extra Large) were tested since the design minimizes fogging problems and CO₂ rebreathing.

Filters

We tested the following filters (**Figure 2**):

- 3M 2091 P100 particulate filter with 99.97 % filter efficiency meeting NIOSH P100-series test criteria
- 3M 2071 P95 particulate filter with 95 % filter efficiency meeting NIOSH P95-series test criteria
- 3M 7093CN particulate filter with 99.97 % filter efficiency meeting NIOSH P100-series test criteria
- 3M 5N11 particulate filter with 95 % filter efficiency meeting NIOSH N95-series test criteria encased in the 3M filter adapter 603 and filter retainer 501
- 3M 5P71 particulate filter with 95 % filter efficiency meeting NIOSH P95-series test criteria encased in the 3M filter adapter 603 and filter retainer 501


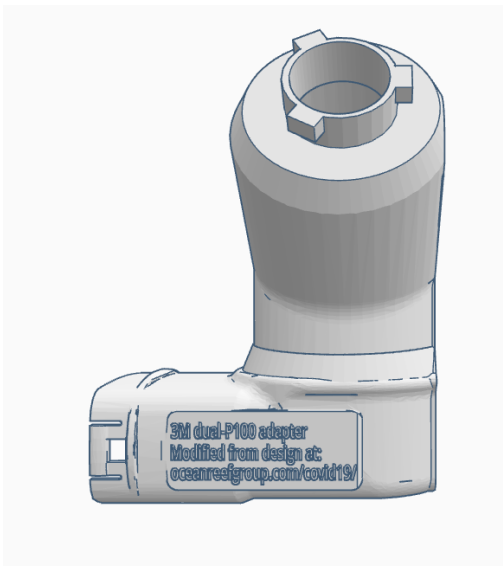


Figure 2. 3M filters: A) 7093CN P100 B) 2091 P100 C) 2071 P95 D) 501 filter retainer E) 603 filter adapter F) 5N11 N95 G) 5P71 P95

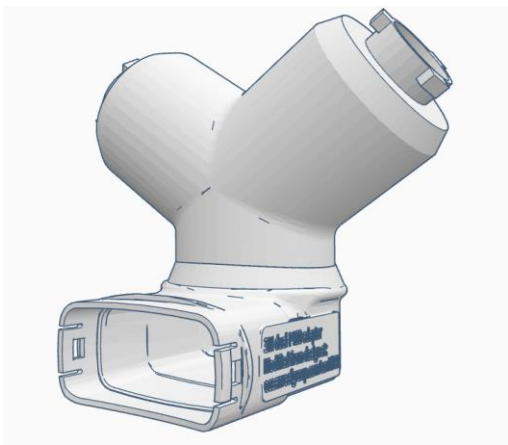
3D printed adapter

The adapter was a modification of the APA – Aria Protection Adapter available at the Ocean Reef website (<https://oceanreefgroup.com/covid19/>). The original adapter was designed to accept a 40 mm particulate air filter with 1/7 inch thread. The design was modified to accept two 3M P100 filters. We made an earlier prototype with a single filter but found it required too much breathing effort to use for long durations. **Figure 3** shows a CAD drawing of the adapter. The CAD design is available here: <https://www.tinkercad.com/things/7dZnjwUKZRr> The design reduced the printing material required compared to a vertical alignment of the filter.

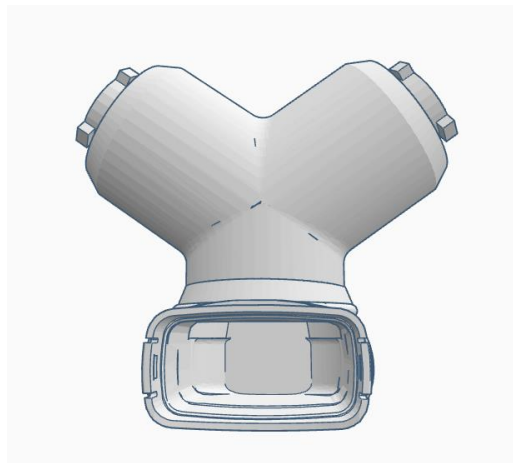
Figure 4. shows the finished product. We successfully 3D printed this part both with fused deposition modeling (FDM) with black polylactic acid (PLA+) made by eSun, as well as with stereo-lithography in white Somos GP resin (DSM) and white E-Rigid PU (Envisiontec).



3A



3B



3C

Figure 3. CAD drawing **A)** Lateral view **B)** Oblique view **C)** Front view.

The adapter prototype we tested was a black polylactic acid (PLA) print (**Figure 4**). PLA prints are porous and without an airtight coating they will not work in an air filtration application. Two coats of XTC-3D (Smooth-On, Inc., Pennsylvania, USA) were applied to make it airtight. One 3M 3PRG7 (3M, St. Paul, MN) inhalation port gasket was placed at each of the two inhalation ports. Finally, one P100 filter was attached at each of the two inhalation ports. Sticky putty (Alcolin, Cape Town, South Africa) was used to ensure an airtight seal between the mask and the snorkel connector. Make sure the putty covers both the hard plastic snorkel connector circumferentially and the soft plastic covering it since air can leak through these two areas. Additional information on the 3D printing and assembly can be found at the Hackaday website: <https://hackaday.io/project/170772-ocean-reef-snorkel-face-mask-emergency-ppe>



4A



4B



4C

Figure 4. A) Snorkel mask with adapter and filters B) PLA adapter with filters attached C) View of the inhalation port with 3M gasket.

Fit testing

Fit testing was performed using the OSHA 29CFR1910. 134 protocol in the PortaCount 8030. The PortaCount clear tubing has a 5 mm outer diameter and a 3 mm inner diameter. The fit test exercises include normal breathing, deep breathing, turning the head side to side, moving the head up and down, talking, grimace, bending over, and normal breathing. Each test exercise lasts one minute except for the grimace exercise which is 15 seconds. A passing fit factor for full face masks like this design is 500, while for half face masks is 100. The fit factor is expressed as the challenge aerosol concentration outside the respirator divided by the challenge aerosol concentration that leaks inside the respirator during a fit test. Therefore, the higher the number the better.

Fit testing method drilling mask


A hole was drilled into the mouth/nose mask compartment and a PortaCount grommet for testing N95 masks was inserted (**Figure 5**). Silicone was added to seal the external and internal surfaces. Superglue was used to secure and seal the contact between the metal grommet and plastic tube to reduce air leaks that can impair accurate quantification of the fit factor.



Figure 5. Metal grommet covered with silicone on its outside and inside flat surfaces and extending beyond the grommet's edge to eliminate potential air leaks. Air sampling is inside the mouth/nose compartment. The PortaCount's testing clear tube was secured with superglue.

Fit testing method with modified adapter

Drill a 5 mm hole in the lower center back of the adapter (**Figure 6**). This adapter, after proper disinfection, can be used to fit test multiple users. Insert 3 mm (1/8") inner diameter, and 5 mm (3/16") outer diameter PVC clear vinyl tubing (part number A19051400ux0443, Uxcell, Hong Kong, China). Feed the tubing through the hole in the adapter (seal with superglue to hold it firmly), into the middle air channel of the snorkel connector, down into the face compartment of the mask, through either the left or right mushroom valve, and into mouth/nose compartment. Use a 1/8" barbed nylon straight coupler (model C0-2BN, Eldon James, Denver, CO) or similar connector to create an airtight connection with the PortaCount clear tubing. When finishing the testing, verify the mushroom valve is back in its proper position.



6A



6B

Figure 6. A) Fit test adapter in Somos GP resin (DSM) with PVC clear vinyl tubing going into hole in lower center back of adapter sealed with superglue **B)** PVC clear vinyl tubing going down the face compartment of an ARIA Classic mask, through mushroom valve and into the mouth/nose compartment. The black barbed nylon straight coupler connects to the PortaCount clear tube.

*Test scenarios**First testing session*

Daily QA for the PortaCount with the particle generator active was performed and passed. In the first testing session we tested the 6600 series 3M mask as our benchmark and three experimental configurations of the Aria QR+ mask using the coated PLA adapter, sealed with putty, with the 3M 2091 filters, and the fit testing method drilling the mask

These four experimental setups were named as follows:

1. 3M 6800 series mask: benchmark
2. Snorkel mask duct tape: In this setup the front plastic cover was removed as shown in this video (skip to 1 minute):
https://www.youtube.com/watch?v=ewrsJ4lTgj4&feature=emb_logo
 The mushroom valve by the mouth was also removed. Two square pieces of duct tape covered the resulting opening to seal the port's opening.
3. Snorkel mask no modifications: This setup preserves the original configuration of the snorkel mask including the mushroom valve and protective cover in front of it.
4. Snorkel mask mouth cover removed: This setup preserves the mushroom valve, but removes the plastic protective cover in front of it as shown in the previous video.

Second testing session

A second testing session on a different day tested additional 3M filters, the preferred of the above configurations, the Aria classic mask, the higher quality Somos GP resin (DSM) adapter that did not require sealing, the fit testing method with the modified adapter, and the snorkel mask with no modifications configuration. Daily QA for the PortaCount with the particle generator active was performed and passed.

Third testing session

A third testing session on a different day tested various radiotherapy clinic staff (three radiation therapists, a nurse, and a physician) with different combinations of masks and filters. Daily QA for the PortaCount with the particle generator active was performed and passed.

3.0 Results**3M 6800 series mask**

The 6800 series 3M mask served as our benchmark and reached its maximum fit factor in 1:15 minutes. O₂ Saturation remained stable. Real time test results can be seen here:

<https://drive.google.com/file/d/1hY2ZT3B8HeySWEC7M7wPVEo2ACfaUtaZ/view?usp=sharing>

The 3M mask passed the fit test results with a fit factor of 333867 (see **Table 1**). Fogging or humidity were not an issue.

Snorkel mask duct tape

This configuration reached its maximum fit factor in approximately 2:11 minutes. O₂ Saturation remained stable. Real time test results can be seen here:

<https://drive.google.com/file/d/1ETWINK0VjiZnSMaRXsm5R3HmVk0Zrd-M/view?usp=sharing>

This configuration passed the fit test results with a fit factor of 32281 (see **Table 1**). Increased humidity decreased the comfort of the mask although fogging was minor.

Snorkel mask no modifications

This configuration reached its maximum fit factor in approximately 1:56 minutes. O₂ Saturation remained stable. Real time test results can be seen here:

<https://drive.google.com/file/d/1Hpwc90kCozlu2EnfLrXCWGt5bk2bqQw8/view?usp=sharing>

This configuration passed the fit test results with a fit factor of 15448 (see **Table 1**). Fogging or humidity were not an issue. Further evaluation of this configuration generated during inspiration a negative pressure of 2 cm of water and no positive pressure during exhalation.

Snorkel mask mouth cover removed

This configuration reached its maximum fit factor in approximately 1:08 minutes. O₂ Saturation remained stable. Real time test results can be seen here:

https://drive.google.com/file/d/1kPSIH0cFRrhGwltuDOD-RODMJAn9U_OG/view?usp=sharing

This configuration passed the fit test results with a fit factor of 1105 (see **Table 1**). Fogging or humidity were not an issue.

Table 1. First testing session. Fit testing results for the Aria QR+ mask using the coated PLA adapter, sealed with putty, with the 3M 2091 filters, and the fit testing method drilling the mask.

Mask configuration	3M 6800 series mask	Snorkel mask duct tape	Snorkel mask no modifications	Snorkel mask mouth cover removed
Normal breathing	297913	44910	18511	1123
Deep breathing	288127	40394	27612	1412
Head side to side	442017	63628	38360	1541
Head up and down	349546	66749	63259	1234
Talking	266729	21200	7933	1953
Bending over	326150	12676	7534	929
Normal breathing	454406	76511	16065	593
Overall fit factor	333867	32281	15448	1105
Fit Test*	Pass	Pass	Pass	Pass

*OSHA fit factor passing value is 500 or greater

Subjective user experience

A radiation therapist wore the non-modified snorkel mask from 9 AM to 3 PM while performing daily work activities which require an increased level of exertion while positioning and moving patients to the treatment couch of the linear accelerator. She took off the mask for lunch and for a break to have a drink. She treated between 25 and 30 patients that day. Visibility was great and comfort better than other PPE she had used. Near the end of the daily with increased physical activity she felt some breathing discomfort. She measured the O₂ sat at the time which was 100 %. Overall her feedback was that it was a comfortable option she could tolerate for prolonged periods of time. The only negative feedback was that the patients and the other therapists had a hard time hearing her, requiring speaking up or using hand gestures. Talking on the phone revealed no issues.

Table 2. Second testing session. Fit testing results for the Aria Classic mask using the Somos GP resin (DSM) adapter, sealed with putty, the fit testing method with the modified adapter, and the snorkel mask with no modifications configuration. Different testing session compared to **Table 1**.

3M filter	2091	2071	7093CN	5N11**
Normal breathing	5340	8870	5611	130
Deep breathing	5481	7312	6066	104
Head side to side	4908	8880	5928	140
Head up and down	4470	8946	5835	149
Talking	3092	5783	5945	105
Bending over	2302	4231	3602	95
Normal breathing	3880	8527	5560	126
Overall fit factor	3862	6997	5348	118
Fit Test*	Pass	Pass	Pass	Fail

*OSHA fit factor passing value is 500 or greater

**603 filter adapter and 501 filter retainer

Table 3. Third testing session. Radiotherapy clinic staff (3 radiation therapists, a nurse, and a physician) testing results using the Somos GP resin (DSM) adapter, sealed with putty, the fit testing method with the modified adapter, and the snorkel mask with no modifications configuration.

Mask	Aria UNO	Aria Classic	Aria Classic	Aria QR+	Aria QR+
Size	S/M	S/M	L/XL	M/L	M/L
3M filter	2071	2091	SP71**	2091	2097
Normal breathing	12125	11767	2350	29481	14182
Deep breathing	7951	11431	2598	18873	27623
Head side to side	8183	893	2070	28781	56895
Head up and down	15326	2521	1967	461	41572
Talking	1552	1517	951	2860	2339
Bending over	3891	2713	1445	97	60473
Normal breathing	8505	6693	2050	31736	108685
Overall fit factor	4949	2442	1736	543	11637
Fit Test*	Pass	Pass	Pass	Pass	Pass
Notes	passed on 2 nd try after pulling back top straps			foundation makeup	

*OSHA fit factor passing value is 500 or greater

**603 filter adapter and 501 filter retainer

4.0 Discussion

Although subjective qualitative fit testing can reveal promising PPE air filtration solutions, quantitative testing will ultimately reveal the effectiveness of any given solution. Our results are comparable to results obtained from commercial systems[4]. An advantage of the full-faced snorkel mask design is that it serves two critical purposes: eye and face protection, and high quality air filtration to protect against SARS-CoV-2. Multiple snorkel mask solutions have been circulated online, but none to our knowledge have undergone and passed rigorous quantitative testing [5-7]. One of the snorkel mask modifications explored using a ventilator filter, and although promising failed the quantitative testing [7]. Due to the smaller size of ventilator filters, it is unknown the long term breathability of these filters without the assistance of a ventilator. Others have proposed custom-made 3D-printed face masks to substitute N95 masks [8, 9]. The full-face snorkel mask in its original configuration (snorkel mask no modifications) offered the optimal balance between comfort and fit factor. The plastic cover of the mushroom valve has a support that helps push the valve in at the center and make a better seal improving the fit test. Users should pay attention to facial hair, eyeglasses, and other factors that could affect the mask's seal.

We experimented with several prototypes in the development of this setup. Critical modifications were sealing the 3D printed PLA adapter to make it airtight, and sealing the connection between the 3D printed adapter and the mask with putty. We cannot overemphasize that the weakest link will always be the connection between the adapter and the mask, and without proper sealing it will not work.

It is possible that with a higher resolution printer the PLA print may not have needed to be sealed, but we were unable to test this. These steps may not be necessary if different manufacturing processes or materials are used to create the adapter. We also printed the adapter in E-Rigid PU in white (Envisiontec), which provided an airtight seal and requires cleaning with isopropyl alcohol to reduce its unpleasant odor. The final print of the adapter was done in Somos GP resin in white (DSM), which did not need any sealing and had no unpleasant odor. A material that is airtight and doesn't release unpleasant odors or potentially harmful volatile organic compounds should be given careful thought.

We also found it important to leave the plastic part covering the mouth of the mask as shown in the product website video, and use the manufacturer's inhalation port gasket and a high quality filter. Other design considerations should minimize dead space in any adapter, especially in hermetically sealed systems. Some full face snorkel masks have dead space which can result in CO₂ rebreathing and adverse symptoms. The manufacturer has a clear sizing guide to ensure an optimal fit.

One key difference between a commercial mask with air filters connected to the mouth compartment is that the volume of air that needs to be purged is relatively small compared to the snorkel mask volume where the filters are attached superiorly to the face compartment. Therefore, it takes longer for the snorkel mask to reach particle equilibrium. When testing the snorkel masks, assuming ideal conditions, we recommend wearing it for at least 90 seconds before initiating any fit testing or it may falsely fail the initial normal breathing test.

Regarding the two fit testing methodologies, drilling the hole on the mask methodology is very convenient for prototyping adapters. Once a prototype design is finalized and ready to implement, creating an adapter exclusively for fit testing is desirable as the specific user's mask won't need to be damaged.

The second testing session showed that the 3M 2091, 2071, and 7093CN filters with different filtration capabilities and two different filter designs passed. Different from the first testing session, this used the Aria Classic mask using the Somos GP resin (DSM) adapter, the fit testing method with the modified adapter, and only the snorkel mask with no modifications configuration. Both sessions sealed the adapter with putty. This also showed the feasibility of a fit testing method that does not damage the mask. The 5N11 filter encased in clamshell comprised of the 603 filter adapter and 501 filter retainer failed, although it would have passed the OSHA fit factor passing value is 100 or greater for half-face masks.

The third testing session tested 5 different healthcare staff using a combination of snorkel mask models by the same manufacturer and different filters. The head strap design of the Aria UNO requires pulling back the top straps for a better seal, and is more prone to user error. The design of the straps tends to generate less pressure on the top of the mask which can result in poor fit factors. One user had heavy makeup that may have resulted in poor fit factors when tilting the head up and down, and bending over, and/or needed further tightening of the straps. Although the design of the 5N11 N95 and 5P71 P95 filters is similar (see **Figure 2**), only the 5P71 P95 filter was able to achieve a fit factor greater than 500 despite additional attempts testing the 5N11 not shown.

Since the 5P71 meets NIOSH P95, while the 5N11 meets NIOSH **N95** criteria, perhaps this could explain the difference in fit factors. Another staff was tested but the results did not make the table because as expected, his beard impaired achieving a fit factor greater than 500.

The snorkel mask manufacturer has various models as the one tested here sharing the same basic design, but various price points (\$50 Aria UNO, \$70 Aria Classic, \$90 Aria QR+). All models retain the same basic features in the design components relevant to this application. Additional costs include the two 3M inhalation gaskets (\$1.25 each), a pair of filters (retail for \$10.32 a pair), putty, sealant, and the 3D printing costs. This is a cost-effective and environmentally effective solution for creating a full-face PPE mask replacement. The masks are effectively a reusable face shield, and the industrial P100 filters should last for a long time in the relatively clean air in most hospitals. The generated waste is minimal and the effectiveness exceeded OSHA standards. If available, a professional 3M mask should be preferred as it is more efficient, performs better and holds its position on the face more securely.

The main barriers to implement this solution at the moment are obtaining the filters due to the current high demand, price gouging, and counterfeit filters. The snorkel masks are readily available as well as other materials required to implement this project. One limitation of our recommended non-modified configuration of the mask is that it is not a hermetically sealed system so an infected user could inadvertently infect a patient. The alternative is the configuration sealed with duct tape, but this may not be as comfortable for extended periods depending the ambient conditions. One limitation of the study is that due to resource and time constraints we only tested one mask model on one user. In the future, we plan to test this solution on two models of the mask and three mask sizes. We are also exploring ways to do the quantitative fit testing without drilling the mask.

Finally, the adapter and mask need to be able to be sterilized. Snorkel masks are robust and can be cleaned with soap and water. Other methods of disinfection need to be tested so that the mask's seal is not compromised or harmful fumes are inhaled by the user. PLA cannot be heat sterilized as it deforms at $\sim 60^{\circ}\text{C}$, although other 3D printed materials can withstand much higher temperatures. However, PLA is able to withstand alcohol, bleach and other hospital disinfectants. One potential advantage of the snorkel mask tested is that as more 3D printed adapters are validated, users may have multiple filter choices depending on the current supply.

For disinfection, we explored UVC light with 254 nm wavelength (**Figure 7**). A UV sterilization system needs to deliver at least 1 J/cm^2 is reportedly sufficient to eliminate SARS-CoV-2 [10]. We created a 38" long x 18" wide x 16" high box lined with aluminum foil with two 55 W, 36" long UVC bulbs with a 254 nm wavelength (located 3" parallel to the longest side of the of the box and 8" from the bottom of the box). We used an ILT770-NB (International Light Technologies, Inc., Peabody, MA) narrow band 254 nm light meter for the measurements. Without any mask inside the box, it would take the farthest corner of the box about 4 min 35 sec to reach 1 J/cm^2 . Therefore, the front of the mask when facing the light could be sterilized in less than 5 minutes. However, the inside of the mask has corners that can be shadowed that may require close to 15 minutes to reach 1 J/cm^2 . The shadowing not only occurs from the colored parts of the mask, but the clear plastic to see through is very efficient at blocking UVC creating significant shadows.

To circumvent this a bulb arrangement where there is one in front and one behind the mask would be the most promising arrangement. Nevertheless, due to the inherent uncertainties brought by shadowing, other methods of disinfection seem more practical.




Figure 7. Snorkel mask inside UVC light box.

Creating a universal adapter that would secure easily available filter material that could achieve at least N95 filtration would make this more accessible to the general public. However, this is challenging for the following reasons:

1. Creating an airtight filter seal with an easy to use mechanism is challenging
2. Creating a filter with N95 properties with more accessible materials is very challenging once rigorous aerosol testing is performed
3. Breathability and filter effectiveness are also a function of the filter's surface area. An N95 mask has an average surface area from 110 to 135 cm². In contrast, the surface area of two 3M P100 filters is 380 cm². Larger surface areas help slow down particles so that they can be more easily trapped.

We also created an adapter for Honeywell P100 filters, but given that these are threaded filters, getting an airtight seal was very difficult with 3D printing. We achieved this with printed professionally design in Somos GP and using Teflon tape. However, given the difficulties we experienced with this design, we do not think this is a viable alternative for most users.

Finally, we want to emphasize that potential users should do quantitative testing before assuming their prints will achieve similar results. Users should understand that this is an off label application that is not FDA cleared and should be used at your own risk. We release the design files as open-source so users are able to modify this design to fit filters from different manufacturers, depending on the current supply.

5.0 Conclusion

The modified full-faced snorkel mask tested solved two critical PPE problems in the current COVID-19 crisis: eye and face protection, and high quality air filtration to protect against SARS-CoV-2.

The solution exceeded the OSHA requirements for a full faced mask in quantitative testing, and should be further evaluated as a PPE alternative in the current COVID-19 related PPE shortage.

Acknowledgments: We want to acknowledge Mark Abshire and Nick Zeid at Computer Aided Technology for their help with printing.

References

1. Alltucker, K. *'Can't expect nurses to be miracle workers': Mask, equipment shortages push nurses to brink across nation*. USA TODAY, 2020.
2. Geggel, L. *COVID-19 is now the leading cause of death in the United States*. LiveScience, 2020.
3. Group, O.R. *EMERGENCY ONLY adaptations of full face masks to address COVID-19 CRISIS*. 2020 [cited 2020 4/14/2020]; Available from: <https://oceanreefgroup.com/covid19/>.
4. Bergman, M.S., et al., *Assessment of respirator fit capability test criteria for full-facepiece air-purifying respirators*. J Occup Environ Hyg, 2019. **16**(7): p. 489-497.
5. Armitage, H. *Scientists redesign full-face snorkel mask to combat PPE shortage*. Scope 10k, 2020.
6. Muller, R. *European researchers retrofit snorkel masks for coronavirus fight*. 2020.
7. Greig, P.R., et al., *Safety testing improvised COVID-19 personal protective equipment based on a modified full-face snorkel mask*. Anaesthesia, 2020.
8. Swennen, G.R.J., L. Pottel, and P.E. Haers, *Custom-made 3D-printed face masks in case of pandemic crisis situations with a lack of commercially available FFP2/3 masks*. Int J Oral Maxillofac Surg, 2020.
9. Provenzano, D.R., Y.J.; Mitic, K.; Obaid, S.N.; Pierce, D.; Huckenpahler, J.; Berger, J.; Goyal, S.; Loew, M., *Rapid Prototyping of Reusable 3D-Printed N95 Equivalent Respirators at the George Washington University*. 2020: Preprints.
10. Heimbuch, B.K., et al., *Cleaning of filtering facepiece respirators contaminated with mucin and Staphylococcus aureus*. Am J Infect Control, 2014. **42**(3): p. 265-70.