

1 *Review*

# 2 **Ambient Air Pollution and Cigarette Smoking:** 3 **Co-drivers of Increased Burden of Lung Cancer in** 4 **Europe**

5 **Maybin Kalubula<sup>1</sup>, Heqing Shen<sup>1</sup> and Longjian Liu<sup>2</sup>**

6 <sup>1</sup>University of Chinese Academy of Sciences, Institute of Urban Environment, 1799 Jimei Road, Xiamen,  
7 361021 China.

8 <sup>2</sup>Drexel University, School of Public Health, Chestnut Street 3141 Philadelphia, PA 19104 USA.

9 **Corresponding Author:** Maybin Kalubula, Email address: mkalubula@gmail.com

10  
11  
12  
13 **Abstract: Background:** Lung cancer is one of the leading causes of morbidity and mortality  
14 worldwide with 25% of deaths due to lung cancer occurring in Europe. This study therefore sought  
15 to assess the burden of lung cancer by country and to evaluate the magnitude of fine Particulate  
16 Matter (PM<sub>2.5</sub>) and cigarette smoking by country in Europe. **Methods:** An ecological study nested  
17 on the World Health Organization air pollution database 2016 was conducted. We sampled 30  
18 European Countries, with a total of 1625 mean annual samples of Particulate Matter (PM<sub>2.5</sub>)  
19 collected from 1625 designated sites (n = 1625). We further used the 'World Health Disease  
20 Rankings' database to extract Lung Cancer Morbidity and Mortality Rate by country. We used SAS  
21 version 9.4 to indicate the distribution of PM<sub>2.5</sub> and Lung Cancer Mortality Rate. **Results:** Lung  
22 cancer Relative Risk (RR) was 1.0 in all never- smokers. RR for Ex-smokers for Adeno carcinoma  
23 was 3.5 in males and 1.1 in females, small cell carcinoma was 16.2 in males and 3.8 in females. RR  
24 for current smokers for Adeno carcinoma was 8.0 in males and 4.1 in females, small cell carcinoma  
25 was 57.9 in males and 18.2 in females. Mean annual PM<sub>2.5</sub> by country ranged from 6.01 to  
26 37.28µg/m<sup>3</sup> whereas lung cancer mortality rate by country ranged from 19.67 to 54.26 deaths per  
27 100,000 population. **Conclusion:** Cigarette smoking and exposure to both second hand smoke and  
28 high concentration of PM<sub>2.5</sub> resulted into increased burden of lung cancer in Europe. Countries  
29 should re-strategize to reduce the burden of lung cancer in Europe.

30 **Keywords:** lung cancer; Fine Particulate Matter (PM<sub>2.5</sub>); secondhand smoking; cigarette smoking  
31

---

## 32 **1. Introduction**

33 Europe's burden of cancer is significantly large on the global scale. In the year 2008, Europe  
34 reported 25% of the global burden of cancer [1,2]. The International Agency for Research on Cancer  
35 (IARC) in collaboration with population-based cancer registries in Europe and members of the  
36 European Network of Cancer Registries has been providing statistics of cancer burden in Europe for  
37 more than 25 years [3-8].

38 Lung cancer is the leading cause of cancer deaths in men and the second leading cause of cancer  
39 deaths in women in the world [9]. In 2015, lung cancer (along with trachea and bronchus cancers)  
40 caused 1.7 million deaths worldwide [9,10]. In men, the highest lung cancer mortality rates have been  
41 reported in the United States, Eastern European countries and South Central Asia while the lowest  
42 rates have been found in Africa, Central and South America [11-13]. In women, the highest lung

43 cancer morbidity and mortality rates have been reported in North America and parts of Europe while  
44 the lowest rates have been reported in Africa, South Central Asia, and Latin America.

45 Research findings indicate that Asians who live in several countries in Asia have higher burden  
46 of lung cancer than Asians who live in the United States for both men and women. Lung cancer  
47 morbidity and mortality rates in Chinese men and women, Filipino men, and Thai women exceed  
48 the morbidity and mortality rates among women in many European countries [12,13].

49 The variations in the burden of lung cancer by country largely reflect differences in the stage  
50 and degree of the tobacco consumption [12,13] because smoking accounts for about 80% of global  
51 lung cancer deaths in men and 50% of the deaths in women [14,15]. Lung cancer mortality and  
52 morbidity rates have been decreasing in men and increasing in women in many western countries  
53 where tobacco use peaked by the middle of the last century [16,17]. On the other hand, the burden of  
54 lung cancer is increasing in countries undergoing industrialization due to high levels of ambient air  
55 pollution in addition to smoking [12,18].

56 Environmental exposures that may contribute to regional variations in lung cancer morbidity  
57 and mortality rates include radon and asbestos, certain metals (chromium, cadmium, arsenic), some  
58 organic chemicals, radiation, air pollution, coal smoke, and indoor emissions from burning other  
59 fuels [19]. For instance, despite the low smoking prevalence [20], the burden of lung cancer is higher  
60 among Chinese women than women in several European Countries because of their high exposure  
61 to indoor air pollution from unventilated coal-fueled stoves and from cooking fumes [18,21,22].

62 The burden of cancer is on an increase in Europe [1,2]. We therefore hypothesized that the  
63 increase in air pollution and secondhand smoking would result in the increase in the burden of lung  
64 cancer in Europe. This study sought to assess smoking rate, Particulate Matter (PM<sub>2.5</sub>) and Lung  
65 Cancer Mortality and Morbidity Rate in Europe.

## 66 2. Materials and Methods

67 An ecological study was conducted on ambient air pollution, cigarette smoking, lung cancer  
68 incidence and lung cancer mortality rate in Europe. The study was nested on the World Health  
69 Organization air pollution database [23] available at:  
70 [http://www.who.int/phe/health\\_topics/outdoorair/databases/cities/en/](http://www.who.int/phe/health_topics/outdoorair/databases/cities/en/) and the World Health Disease  
71 Rankings database available at: [http://www.worldlifeexpectancy.com/cause-of-death/lung-cancers/by-](http://www.worldlifeexpectancy.com/cause-of-death/lung-cancers/by-country/)  
72 [country/](http://www.worldlifeexpectancy.com/cause-of-death/lung-cancers/by-country/). Ambient air pollution (PM<sub>2.5</sub>) data were extracted from the World Health Organization  
73 Ambient Air Pollution database 2016. This database is made up of annual submissions of particulate  
74 matter (PM<sub>10</sub> and PM<sub>2.5</sub>) data from designated air pollution monitoring sites by countries globally.  
75 Countries worldwide transmit data on various diseases morbidity and mortality rates to the World Health  
76 Organization and entered in the World Health Disease Rankings database [11].

77 We systematically sampled 30 European Countries, with a total of 1625 mean annual samples of  
78 Particulate Matter (PM<sub>2.5</sub>) collected from 1625 designated sites (n PM<sub>2.5</sub>) = 1625). All PM<sub>2.5</sub>  
79 samples of this study were collected from the beginning of 2013 up to the end of 2014 from air  
80 monitoring stations located within the study area. The World Health Disease Rankings database [11]  
81 was used to extract Lung Cancer Mortality Rate (deaths per 100,000 population) by country. World  
82 Health Rankings database contains various diseases mortality rates by country ranked from the  
83 highest to the lowest.

84 Multivariate computation was used for descriptive statistics while SAS version 9.4 (SAS  
85 Institute, Cary, NC, USA) displayed the distribution of PM<sub>2.5</sub> and Lung Cancer Mortality Rate.

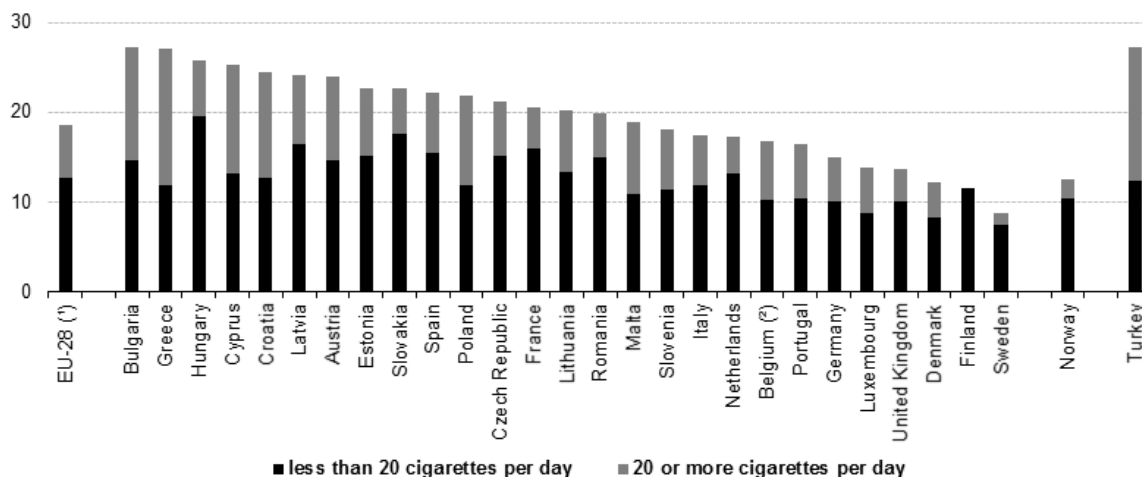
## 86 3. Results

### 87 3.1. Tobacco smoking: the main cause of lung cancer in Europe

88 Increasing body of knowledge has indicated that cigarette smoking is the main cause of lung  
89 cancer. There is an association between lung cancer risk and the number of cigarettes smoked per  
90 person per day. To a greater extent, the degree of inhalation and the age at initiation of smoking play

91 a major role in contracting lung cancer. The risk of contracting lung cancer for a lifetime smoker is  
92 20 – 30 times more than a non-smoker [24].

93 In this study, Turkey, Greece, Bulgaria, Cyprus and Croatia had a big proportion of smokers of  
94 20 or more cigarettes per day thus presenting high risk of contracting lung cancer. On the other hand,  
95 Hungary, Slovakia, Latvia and France among other countries had high proportion of daily smokers  
96 of less than 20 cigarettes per day. **Figure 1** shows the details.



97 **FIGURE 1: Proportion of daily cigarette smokers**

98 As a matter of fact, smoking is a risk factor for all histological types of lung cancer, although the  
99 relative risk is greater for squamous cell and small cell carcinomas than for adenocarcinomas [24].  
100 Relative risk of lung cancer for cigarette smoking by sex and histological type is shown in **Table 1**.

101 **Table 1.** Relative risk of lung cancer for cigarette smoking by sex and histological type in Europe.

	Males		Females	
	Adeno carcinoma	Squamous + small cell carcinoma	Adeno carcinoma	Squamous + small cell carcinoma
Non smoker	1.0	1.0	1.0	1.0
Ex-smoker	3.5*	16.2*	1.1	3.8*
Current smoker	8.0*	57.9*	4.1*	18.2*

102 \*P < 0.05.

103 Passive exposure to tobacco smoke (ETS) is also a well-known risk factor for lung cancer. It is  
104 estimated that exposure to ETS increases risk by 15-20% [25]. Previous studies indicated that exposure  
105 to ETS increases the risk of squamous cell carcinoma more than adenocarcinoma and small-cell  
106 carcinoma [25].

### 107 3.2. Distribution of PM2.5 in Europe

108 PM2.5 results were obtained from 1625 designated sampling sites in 30 European Countries. The  
109 minimum, maximum, standard deviation and mean annual ambient fine Particulate Matter (PM2.5)  
110 for 30 European Countries are shown in **Table 2**. Turkey (37.28  $\mu\text{g}/\text{m}^3$ ) ranked the highest followed  
111 by Montenegro (25.6  $\mu\text{g}/\text{m}^3$ ) while Finland (7.05  $\mu\text{g}/\text{m}^3$ ) and Sweden (6.01  $\mu\text{g}/\text{m}^3$ ) reported the lowest  
112 Mean Annual concentration of PM2.5 during the study period. Mean annual PM2.5 by country  
113 ranged from 6.01 to 37.28  $\mu\text{g}/\text{m}^3$ .

114 **Table 2.** Particulate Matter (PM2.5) in 30 European Countries.

Country	No. of Sites	PM2.5			
		Minimum	Maximum	Mean	Std. Deviation
Austria	60	10	20	15.70	2.24
Belgium	43	9	21	15.88	3.01

Croatia	5	11	23	19.00	4.74
Cyprus	5	13	17	16.00	1.73
Czech Republic	49	12	33	20.94	5.30
Denmark	5	7	11	10.00	1.73
Estonia	4	6	8	7.50	1.00
Finland	24	2.21	9	7.05	1.43
France	315	4	22	12.04	2.78
Germany	161	7	19	13.56	2.41
Greece	10	8	16	12.70	2.63
Hungary	17	14	29	20.53	4.35
Ireland	8	4	15	10.25	3.28
Italy	236	4	34	17.46	5.85
Lithuania	9	17	24	19.89	2.32
Malta	4	10	18	13.00	3.56
Montenegro	5	16	42	25.60	9.76
Netherlands	24	12	17	14.46	1.32
Norway	12	8	13	9.67	1.83
Poland	154	8	43	25.10	7.19
Portugal	12	6	15	10.33	2.54
Romania	42	8	29	17.52	4.36
Slovakia	21	15	25	19.48	2.84
Slovenia	13	15	23	19.62	2.47
Spain	225	4	18	9.52	2.97
Sweden	19	2.27	10	6.01	1.82
Switzerland	9	11	16	14.00	1.41
Turkey	81	7	67	37.28	12.80
United Kingdom	50	6	16	12.18	2.20
Serbia	3	19	23	20.67	2.08

115

\*PM2.5 ( $\mu\text{g}/\text{m}^3$ ).

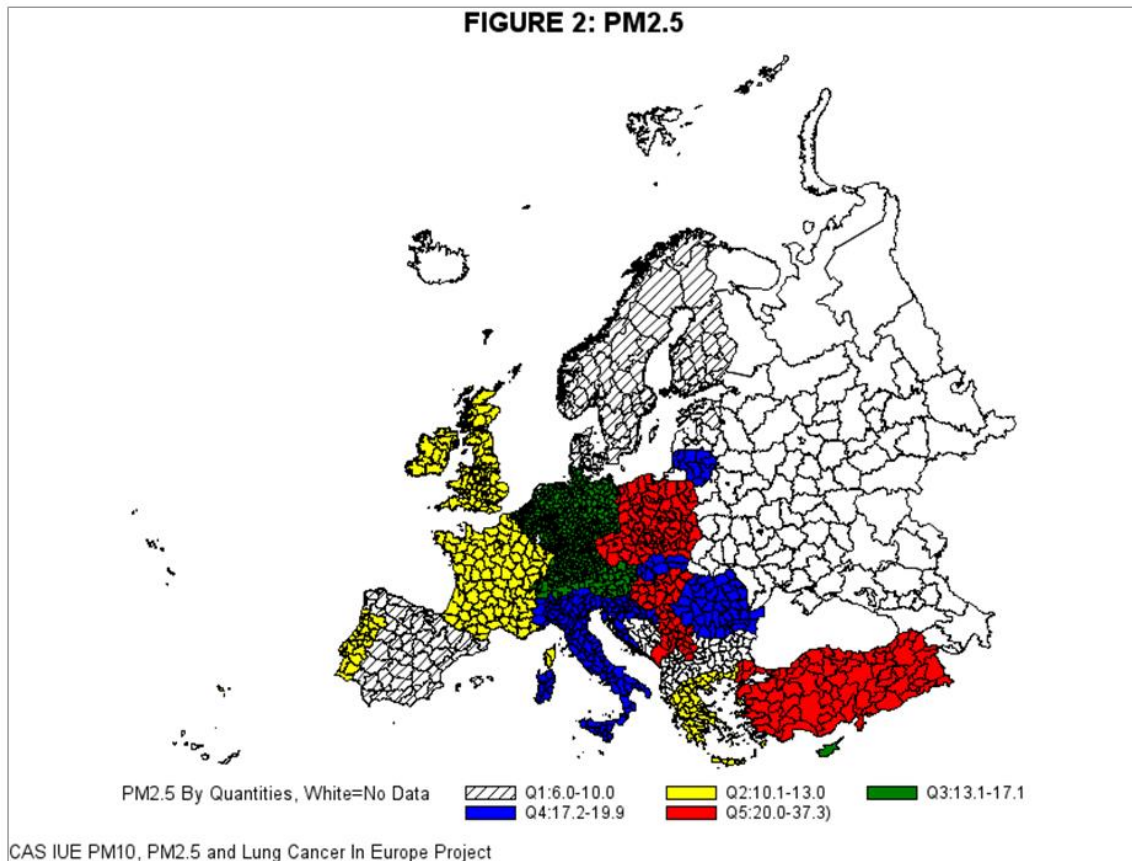
116

117

118

119

SAS spatial map (Figure 2) shows details of the distribution of PM2.5 by Country in Europe. The trend displayed in the map indicate that the northern, western and south western Europe had low concentration of ambient fine particulate matter (PM2.5) as compared to central, eastern and southern Europe.



120

121

**Figure 2.** Distribution of PM2.5 in Europe.

### 122 3.3. Cigarette smoking, PM2.5, lung cancer incidence and mortality rate

123 Turkey and Greece had the highest percentage of daily cigarette smokers followed by Hungary,  
 124 Cyprus and Croatia. On the other hand, Sweden, Finland, Norway and Denmark had the lowest  
 125 percentage of daily cigarette smokers in Europe during the study period. Mean concentration of  
 126 PM2.5 was highest in Turkey followed by Poland, Czech Republic and Hungary in that order while  
 127 Finland, Estonia, Sweden and Norway had the lowest Mean concentration of PM2.5 in that order.

128 In terms of lung cancer incidence, Hungary ranked highest in Europe followed by Croatia and  
 129 Poland in that order while Finland and Portugal had the lowest lung cancer incidence rates. In all  
 130 European countries, Lung cancer incidence is much higher in males than in females. Results of ranked  
 131 Lung Cancer Mortality Rate by country in Europe obtained from the World Health Rankings  
 132 database ranged from 19.7 to 54.3 deaths per 100,000 population. Hungary (54.3), Serbia (45.8),  
 133 Montenegro (41.6), Poland and Denmark reported the five highest lung cancer death rates while  
 134 Sweden (19.87) and Cyprus (19.7) reported lowest lung cancer death rates in that order. Details are  
 135 shown in **Table 3**.

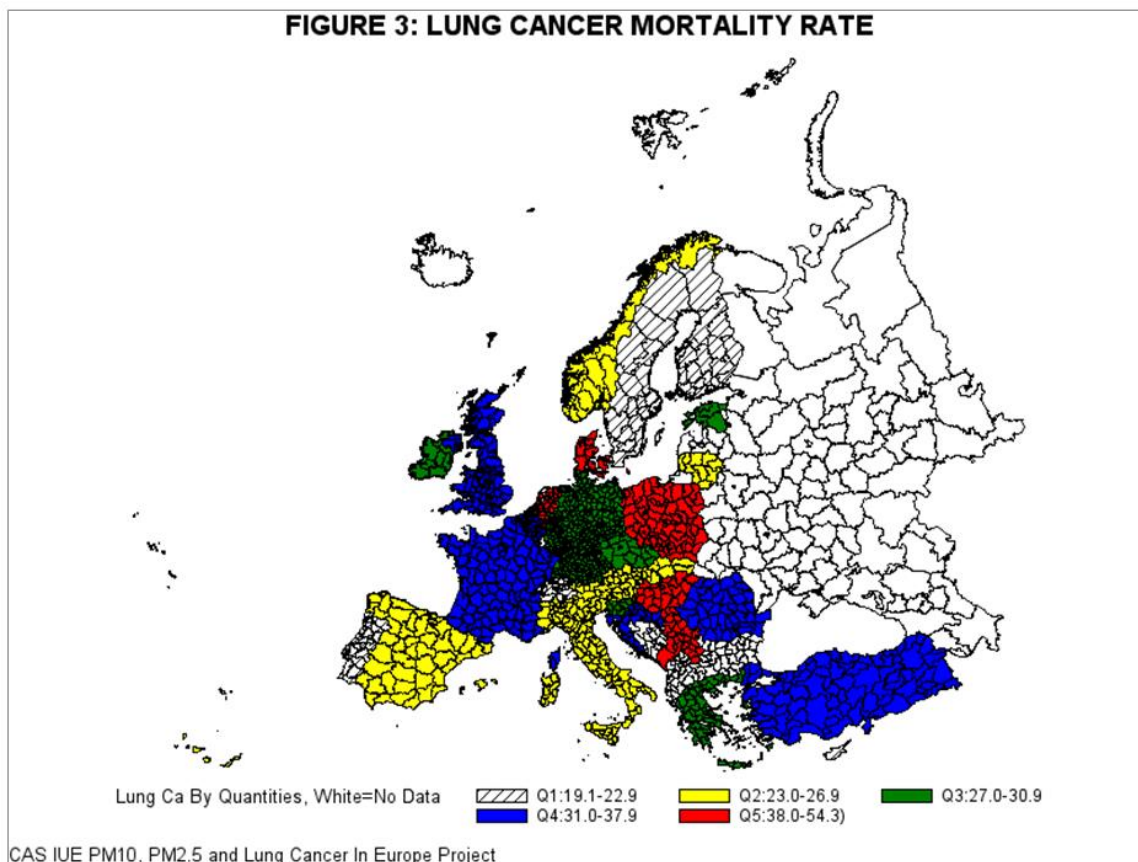
136

**Table 3.** Smoking, PM2.5 and Lung Cancer Incidence Rate in Europe.

Country	Daily Cigarette smokers (%)	PM2.5	Lung Cancer Incidence Rate		Lung Cancer Mortality Rate
			Male	Female	
Austria	24	15.7	42.1	12	25.9
Belgium	18	15.9	76.4	11.1	35.7
Croatia	25	19.0	82.5	11.8	37.2
Cyprus	26	16.0	41	8.4	19.7
Czech Republic	21.5	20.9	68.9	12.7	29.8

Denmark	13	10.0	46.8	27.7	39.0
Estonia	23	7.5	69.9	9.5	28.9
Finland	12	7.1	36.8	8.9	20.2
France	21	12.0	53.5	7.4	31.5
Germany	15	13.6	50.2	11.4	27.8
Greece	27.5	12.7	55.8	8.3	29.7
Hungary	26.5	20.5	95.5	22.6	54.3
Italy	18	17.5	59.4	9	25.2
Lithuania	20	19.9	57.7	5.8	23.9
Malta	19	13.0	44.5	5.3	23.6
Netherlands	18	14.5	62	17.5	38.8
Norway	13	9.7	35.1	16.6	26.9
Poland	22	25.1	78.2	12.8	39.5
Portugal	17	10.3	33.9	5.5	21.5
Romania	20	17.5	50.7	8.3	31.4
Slovakia	23	19.5	68.5	9	25.1
Slovenia	18	19.6	64.4	11.1	29.9
Spain	22	9.5	53.2	4	27.2
Sweden	9	6.0	21.4	21.8	19.9
Turkey	27.5	37.3	70.6	9.8	31.4
United Kingdom	14	12.2	47.6	21.8	31.4

137 SAS spatial map (Figure 3) shows details of the distribution of lung cancer mortality rate by  
 138 Country in Europe. The trend in lung cancer mortality rate is closely related to concentration of fine  
 139 particulate matter as seen from the spatial map where northern Europe reported low death rates of  
 140 lung cancer while Central and Eastern Europe reported highest lung cancer death rates.



141

142 Ambient air pollution and secondhand smoking are the two major contributors of increasing  
 143 rate of lung cancer among never-smokers. 1 in every 5 female lung cancer patients are nonsmokers  
 144 and 1 in every 10 male lung cancer patients are never-smokers [25].

#### 145 4. Discussion

146 Although cigarette smoking continues to be the major cause of lung cancer in Europe, this timely  
147 ecological study has revealed that ambient air pollution and second hand smoking are the  
148 contributors of lung cancer among the never-smokers hence the observed increase in the burden of  
149 lung cancer in Europe. Lung cancer incidence is generally high in countries with large percentage of  
150 smokers although some countries such as Norway, United Kingdom and Finland with low  
151 percentage of smokers have high lung cancer incidence rate. Denmark, Hungary, United Kingdom  
152 and Sweden also have high lung cancer incidence among females compared to other European  
153 countries. The observed gap between low percentages of smokers with high incidence rate of lung  
154 cancers among certain countries points to the existence of other etiological factors of lung cancer such  
155 as PM2.5. This study has shown that the concentration of fine particulate matter (PM2.5) varies  
156 widely by country or region across the European Continent. Countries such as Sweden and Finland  
157 have relatively low concentration of fine particulate matter while countries like Turkey and  
158 Montenegro have high concentration of fine particulate matter.

159 Variations in lung cancer mortality rate have also been observed by country or region across  
160 Europe. Countries such as Hungary, Serbia and Montenegro have high lung cancer mortality rates  
161 as compared to countries like Sweden, Finland and Portugal. Studies conducted on cancer incidence  
162 patterns indicated that the observed variations in ambient air pollution as well as cancer mortality  
163 are attributed to the fact that different countries have different national health system policies and  
164 administrations which are implemented differently [26].

165 Many epidemiological studies have demonstrated an association between long-term exposure  
166 to ambient air pollution and mortality from respiratory diseases [27-42]. A good number of these  
167 studies were cohort studies and clearly demonstrated an association between fine particulate matter  
168 and mortality from cardiovascular diseases (CVDs), and respiratory diseases.

169 In a study conducted by the American Cancer Society (ACS) which was controlled for active and  
170 passive smoking levels reported stronger association between air pollution and lung cancer in active  
171 and former smokers [41]. In another study conducted in Japan where potential confounding factors  
172 for respiratory diseases were controlled, significant increases in risk due to particulate and gaseous  
173 air pollution were observed [43]. This study has confirmed at ecological level that high exposure to  
174 ambient air pollution results into increased burden of lung cancer as observed from increasing  
175 incidence of lung cancer in the never- smokers. Therefore, ambient air pollution and cigarette  
176 smoking are the main confounding factors of lung cancer causation in Europe.

177 In this study however, we have strongly emphasized the need to strengthen and implement  
178 appropriate measures because lung cancer trends are worrying in Europe especially Central and  
179 Eastern Europe [44]. Since some countries within the same European Community are reporting low  
180 concentration of ambient air pollution and low levels of cigarette smoking as well as low burden of  
181 lung cancer, our study hereby emphasize the need for those countries reporting high concentration  
182 of ambient air pollution and high lung cancer burden to make adjustments to their health policies  
183 and implementation programs to be in line with the well-performing countries.

184 Our study had some limitations; we could not assess point incidence and mortality rate in line  
185 with designated particulate matter sampling sites as World Health Rankings database only indicate  
186 mortality rates at country level. Secondly, not all countries are contained in the World Health  
187 Organization 'who-aap-database-may2016.'

188 In conclusion, exposure to high risk cigarette smoking, second hand smoking and exposure to  
189 high concentration of ambient air pollution resulted into increased lung cancer burden in Europe.  
190 This study therefore emphasize the need for those countries reporting high level of cigarette smoking  
191 and high concentration of ambient air pollution as well as high lung cancer burden to make  
192 adjustments to their health policies and implementation programs so as to lower the incidence and  
193 mortality rate of lung cancer in Europe.

194 **Acknowledgements:** Compliments go to the World Health Organization for providing us with the databases  
195 which we greatly used in our study.

196 **Authors contributions:** MK designed the study; MK and HS conducted the study; LL provided technical advice,  
197 model selection and analysis; MK wrote the paper. All authors read and approved the final manuscript. The  
198 results reported here and the conclusions based on them are the sole responsibility of the authors.  
199 **Competing interests:** Authors declare that they have no competing interests.

## 200 References

- 201 1. Ferlay J, Shin HR, Bray F, Forman D, Mathers C, Parkin DM. GLOBOCAN 2008 v2.0, Cancer incidence and  
202 mortality worldwide: IARC CancerBase No. 10 [Internet]. Lyon, France: International Agency for Research  
203 on Cancer; 2010. Available at: <http://globocan.iarc.fr> [accessed 12/07/2017].
- 204 2. United Nations, Population division. World population prospects, the 2010 revision. Available at:  
205 <http://www.un.org/esa/population/unpop.htm> [accessed 12/07/2017].
- 206 3. Jensen O.M, Estève J, Møller H, Renard H. Cancer in the European Community and its member states.  
207 *Eur J Cancer*, 26 (1990), pp. 1167-1256.
- 208 4. Black R.J, Bray F, Ferlay J, Parkin D.M. Cancer incidence and mortality in the European Union: cancer  
209 registry data and estimates of national incidence for 1990. *Eur J Cancer*, 33 (1997), pp. 1075-1107.
- 210 5. Bray F, Sankila R, Ferlay J, Parkin D.M. Estimates of cancer incidence and mortality in Europe in 1995. *Eur*  
211 *J Cancer*, 38 (2002), pp. 99-166.
- 212 6. Boyle P, Ferlay J. Cancer incidence and mortality in Europe, 2004. *Ann Oncol*, 16 (3) (2005), pp. 481-488.
- 213 7. Ferlay J, Autier P, Boniol M, Heanue M, Colombet M, Boyle P. Cancer incidence and mortality in Europe,  
214 2006. *Ann Oncol*, 16 (3) (2007), pp. 481-488.
- 215 8. Ferlay J, Parkin D.M, Steliarova-Foucher E. Estimates of cancer incidence and mortality in Europe in 2008.  
216 *Eur J Cancer*, 46 (4) (2010), pp. 765-781.
- 217 9. World Health Organisation Factsheet 2017. Available at:  
218 <http://www.who.int/mediacentre/factsheets/fs310/en/> [accessed 14/07/2017]
- 219 10. Ferlay J, Shin HR, Bray F, Forman D, Mathers C, Parkin DM. GLOBOCAN 2008, Cancer incidence and  
220 mortality worldwide: IARC CancerBase No. 10 [Internet]. Lyon (France): IARC; 2010, Available at:  
221 <http://globocan.iarc.fr>.
- 222 11. World Health Rankings database. [accessed 10/07/2017], Available at:  
223 <http://www.worldlifeexpectancy.com/cause-of-death/lung-cancers/by-country/>
- 224 12. Youlden DR, Cramb SM, Baade PD. The international epidemiology of lung cancer: geographical  
225 distribution and secular trends. *J Thorac Oncol* 2008;3:819–31.
- 226 13. Bray FI, Weiderpass E. Lung cancer mortality trends in 36 European countries: secular trends and birth  
227 cohort patterns by sex and region 1970-2007. *Int J Cancer* 2010;126:1454–66.
- 228 14. Ezzati M, Henley SJ, Lopez AD, Thun MJ. Role of smoking in global and regional cancer epidemiology:  
229 current patterns and data needs. *Int J Cancer* 2005;116:963–71.
- 230 15. Ezzati M, Lopez AD. Estimates of global mortality attributable to smoking in 2000. *Lancet* 2003;362:847–52.
- 231 16. Peto R, Lopez AD, Boreham J, Thun M. Mortality from smoking in developed countries 1950-2000. 2nd ed  
232 2006, Available at: [http://www.ctsu.ox.ac.uk/~tobacco/SMK\\_All\\_PAGES.pdf](http://www.ctsu.ox.ac.uk/~tobacco/SMK_All_PAGES.pdf).
- 233 17. Jemal A, Thun MJ, Ries LA, et al. Annual report to the nation on the status of cancer, 1975-2005, featuring  
234 trends in lung cancer, tobacco use, and tobacco control. *J Natl Cancer Inst* 2008;100:1672–94.
- 235 18. Lam WK, White NW, Chan-Yeung MM. Lung cancer epidemiology and risk factors in Asia and Africa. *Int*  
236 *J Tuberc Lung Dis* 2004;8:1045–57.
- 237 19. Spitz M, Wu X, Wilkinson A, Wei Q. *Cancer of the lung*. Oxford: Oxford University Press; 2006.
- 238 20. Mackay J, Eriksen M, Shafey O. *The tobacco atlas*. 2nd ed Atlanta (GA): American Cancer Society; 2006.
- 239 21. Boffetta P, Nyberg F. Contribution of environmental factors to cancer risk. *Br Med Bull* 2003;68:71–94.
- 240 22. Thun MJ, Hannan LM, Adams-Campbell LL, et al. Lung cancer occurrence in never-smokers: an analysis  
241 of 13 cohorts and 22 cancer registry studies. *PLoS MEd* 2008;5:e185.
- 242 23. Who-aap-database-may2016 Available at: [www.who.int](http://www.who.int)
- 243 24. Simonato L, Agudo A, Ahrens W, et al. Lung cancer and cigarette smoking in Europe: an update of risk  
244 estimates and an assessment of intercountry heterogeneity. *Int. J Cancer*.2001; 91(6):876 – 87.
- 245 25. Boffetta P, Agud A, Ahrens W, et al. Multicenter case- control study of exposure to environmental tobacco  
246 smoke and lung cancer in Europe. *J Nat I Cancer Inst*. 1998; 90 (4): 1440 – 50.
- 247 26. Ferlay J, Steliarova-Foucher E, Lotel-Tieulent J, et al. Cancer incidence and mortality patterns in Europe:  
248 Estimates for 40 countries in 2012. *European Journal of Cancer*. 2013;49 (6): 1374-1403.



- 249 27. Abbey DE , Nishino N , McDonnell WF , Burchette RJ , Knutsen SF , Lawrence Beeson W , et al. Long-term  
250 inhalable particles and other air pollutants related to mortality in nonsmokers . *Am J Respir Crit Care Med.*  
251 1999;159:373–82.
- 252 28. Beelen R , Hoek G , van den Brandt PA , Goldbohm RA , Fischer P , Schouten LJ , et al. Long-term effects  
253 of traffic-related air pollution on mortality in a Dutch cohort (NLCS-AIR study) . *Environ Health Perspect.*  
254 2008;116:196–202 .
- 255 29. Chen LH , Knutsen SF , Shavlik D , Beeson WL , Petersen F , Ghamsary M , et al. The association between  
256 fatal coronary heart disease and ambient particulate air pollution: Are females at greater risk? *Environ*  
257 *Health Perspect.* 2005;113:1723–9.
- 258 30. Dockery DW , Pope CA 3rd , Xu X , Spengler JD , Ware JH , Fay ME , et al. An association between air  
259 pollution and mortality in six U.S. cities . *N Engl J Med.* 1993;329:1753–9.
- 260 31. Enstrom JE Fine particulate air pollution and total mortality among elderly Californians, 1973–2002 . *Inhal*  
261 *Toxicol.* 2005;17:803–16.
- 262 32. Filleul L , Rondeau V , Vandentorren S , Le Moual N , Cantagrel A , Annesi-Maesano I , et al. Twenty five  
263 year mortality and air pollution: results from the French PAARC survey . *Occup Environ Med.* 2005;62:453–  
264 60.
- 265 33. Hoek G , Brunekreef B , Goldbohm S , Fischer P , van den Brandt PA Association between mortality and  
266 indicators of traffic-related air pollution in the Netherlands: a cohort study . *Lancet.* 2002;360:1203–9.
- 267 34. Krewski D , Burnett RT , Goldberg MS , Hoover K , Siemiatycki J , Jerrett M , et al. Reanalysis of the Harvard  
268 Six Cities Study and the American Cancer Society Study of Particulate Air Pollution and Mortality. A  
269 Special Report of the Institute’s Particle Epidemiology Reanalysis Project: Health Effects Institute, 2000.
- 270 35. Laden F , Schwartz J , Speizer FE , Dockery DW Reduction in fine particulate air pollution and mortality:  
271 Extended follow-up of the Harvard Six Cities study . *Am J Respir Crit Care Med.* 2006;173:667–672.
- 272 36. Lipfert FW , Perry HM Jr , Miller JP , Baty JD , Wyzga RE , Carmody SE Air pollution, blood pressure, and  
273 their long-term associations with mortality . *Inhal Toxicol.* 2003;15:493–512.
- 274 37. McDonnell WF , Nishino-Ishikawa N , Petersen FF , Chen LH , Abbey DE Relationships of mortality with  
275 the fine and coarse fractions of long-term ambient PM10 concentrations in nonsmokers . *J Expo Anal*  
276 *Environ Epidemiol.* 2000;10:427–36.
- 277 38. Miller KA , Siscovick DS , Sheppard L , Shepherd K , Sullivan JH , Anderson GL , et al. Long-term exposure  
278 to air pollution and incidence of cardiovascular events in women . *N Engl J Med.* 2007;356:447–58.
- 279 39. Naess Ø , Nafstad P , Aamodt G , Claussen B , Rosland P Relation between concentration of air pollution  
280 and cause-specific mortality: four-year exposures to nitrogen dioxide and particulate matter pollutants in  
281 470 neighborhoods in Oslo, Norway . *Am J Epidemiol.* 2007;165:435–43.
- 282 40. Nafstad P , Håheim LL , Wisløff T , Gram F , Oftedal B , Holme I , et al. Urban air pollution and mortality  
283 in a cohort of Norwegian men . *Environ Health Perspect.* 2004;112:610–615.
- 284 41. Pope CA 3rd , Burnett RT , Thun MJ , Calle EE , Krewski D , Ito K , et al. Lung cancer, cardiopulmonary  
285 mortality, and long-term exposure to fine particulate air pollution . *JAMA.* 2002;287:1132–41.
- 286 42. Pope CA 3rd , Thun MJ , Namboodiri MM , Dockery DW , Evans JS , Speizer FE , et al. Particulate air  
287 pollution as a predictor of mortality in a prospective study of U.S. adults . *Am J Respir Crit Care Med.*  
288 1995;151:669–74.
- 289 43. Katanoda K , Sobue T , Saton H , Tajima K , et al. An association between long term exposure to ambient air  
290 pollution and mortality from lung cancer and respiratory diseases in Japan. *J. Epidemiol.*2011; 21(2):132-  
291 143.
- 292 44. Malvezzi M, Bertuccio P, Rosso T, Rota M, et al. European cancer mortality predictions for the year 2015.  
293 Does lung cancer have the highest death rate in EU women? *Ann Oncol.* 2015; 26 (4): 779-786.