

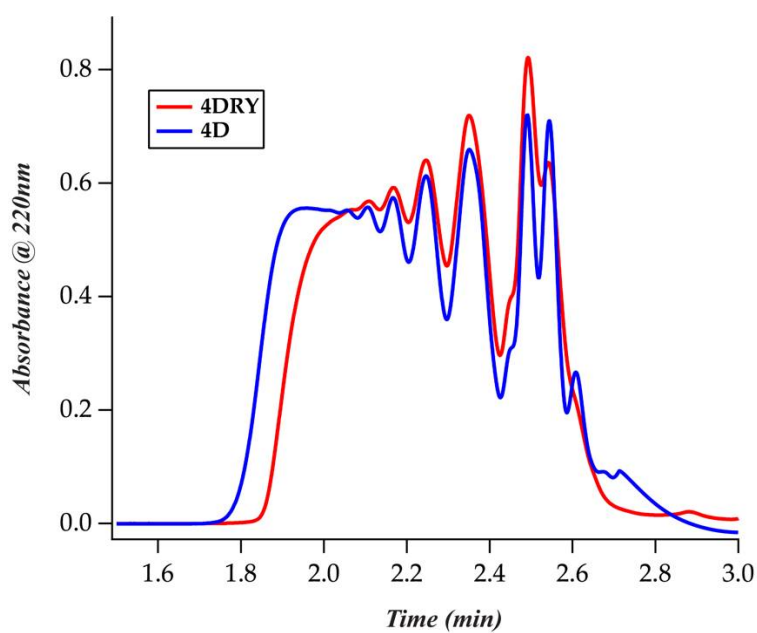
# Wet-dry Cycling Delays the Gelation of Hyperbranched Polyesters: Implications to the Origin of Life

Irena Mamajanov <sup>1,\*</sup>

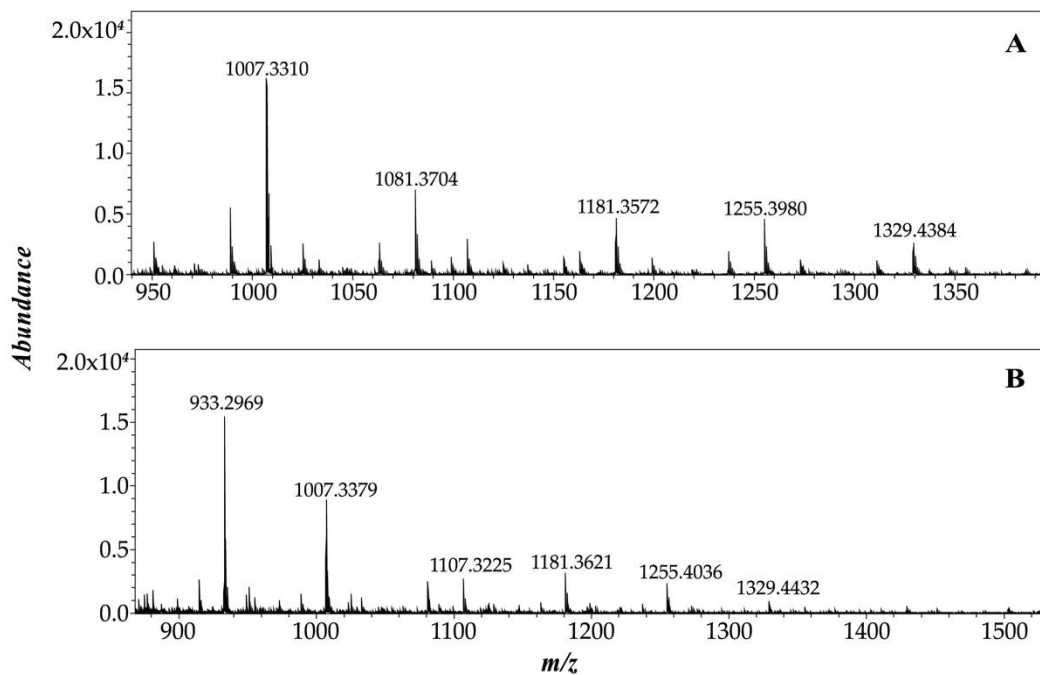
<sup>1</sup>Earth-Life Science Institute, Tokyo Institute of Technology, Meguro, Tokyo 152-8550, Japan;  
irena.mamajanov@elsi.jp

\*Correspondence: [irena.mamajanov@elsi.jp](mailto:irena.mamajanov@elsi.jp)

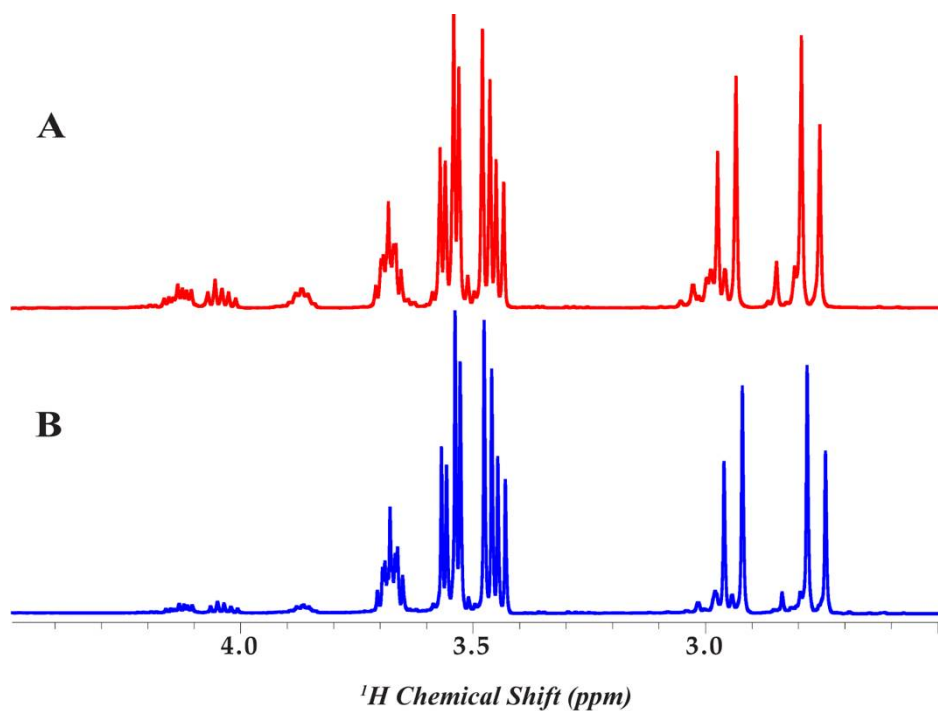
## Supplementary Material



**Figure S1.** SEC analysis of the citric acid glycerol polymerization products. Sample collected after 4 periods of continuous drying (4DRY) cycle is in red, sample collected after four cycling period (4D) is in blue.



**Figure S2.** ESI mass spectra of a) the water-soluble fraction of the continuously dried sample collected after 8 periods (8DRY) and (b) cycled sample collected at the end of the experiment (8W). All labeled species correspond to  $(M+23)^+$  ions (sodium adducts).



**Figure S3.**  $^1\text{H}$  NMR spectra of the glycerol-citric acid polymerization controls. (a) Unreacted sample (b) The sample after the wet incubation (8WET)