

Environmental, Human Health and Socio-Economic Effects of Cement Powders: the Multicriteria Analysis as Decisional Methodology

Laura Moretti ^{1,*}, Paola Di Mascio ¹ and Simona Bellagamba ²

¹ Department of Civil, Construction and Environmental Engineering, Sapienza University of Rome, Rome 00184, Italy; paola.dimascio@uniroma1.it

² Civil engineer; simonabellagamba@libero.it

* Correspondence: laura.moretti@uniroma1.it; Tel.: +39-06-44585114

Abstract

The attention to sustainable-related issues has grown fast in recent decades. The experience gained with these themes reveals the importance of considering this topic in the construction industry, which represents an important sector in the world. This work consists on conducting a multicriteria analysis of four cement powders, with the objective of calculating and analysing the environmental, human health and socio-economic effects of their production processes. The economic, technical, environmental and safety performances of the examined powders result from official, both internal and public, documents prepared by the producers. The Analytic Hierarchy Process permitted to consider several indicators (i.e. environmental, human health related and socio-economic parameters) and to conduct comprehensive and unbiased analyses which gave the best, most sustainable cement powder. As assumed in this study, the contribution of each considered parameter to the overall sustainability has a different incidence, therefore the procedure could be used to support on-going sustainability efforts under different conditions. The results also prove that it is incorrect to consider only one parameter to select the ‘best’ cement powder, but several impact categories should be considered and analysed if there is an interest for pursuing different, often conflicting interests.

Keywords: Cement; Multicriteria analysis; Life Cycle Analysis; Construction industry

Introduction

The current EU regulatory framework concerning the contracting authorities encourages policies inspired by social needs, as well as by the protection of health, environment and cultural heritage, and/or by the promotion of sustainable development. Protection and preservation of the natural environment are characterized by three important stages:

1. the transition from the development concept exclusively linked to economic growth, to that which balances economic, environmental and social issues [1];
2. the definition of environmental protection as EU constitutional principle [2]: in the last years policies focused on promoting and encouraging the production of more environmentally friendly goods have been adopted;
3. the introduction of the concept of “life cycle” of a product [3-4] and the introduction of “Green Public Procurement” (GPP) [5], applicable to all types of public bids, with the aim of guiding public administrations towards purchasing goods and services less detrimental to the environment [6].

At this purpose, the European Member States adopted National Action Plans (PAN) [7] to implement GPP procedures in their bids. In Italy, Minimum or Rewarding Environmental Criteria, respectively MEC or REC, have been defined: the first ones permit to get into a tender, the second ones allow the competitor to have addition score. The Italian approach pursues not only environmental but also human health-related objectives: the damage-oriented approach considers damage to human health, ecosystem quality and depletion of resources. This holistic approach is closely related to the growing interest and diffusion of environmental labels which provides guidance on developing criteria, compliance, systems, and operating procedures for awarding sustainability targets. The ISO 14040 series [8-12] sets out three types of labeling scheme: type I is developed by a

third party, type II is developed by the producer, and type III which is based on a full life-cycle assessment, developed by the producer and certified by a third party. All three consist of performances of sustainability of the examined product [13], considering its consequences on environment and human health. However, there are not yet recognized or accredited methodologies: often the approach is subjective and it does not allow a comprehensive analysis. The most frequent adopted methods are based on the interrelation matrices, graphs and check lists, multicriteria decision theory.

Interrelation matrices permit to identify and assess the interactions of a project with the surrounding environment. The most known method is the Leopold matrix [14], whose elements represent the environmental impact of each work by mean a couple of values (the coefficients of importance and magnitude). It permits to compare different alternatives, identifying the project with maximum positive or negative impact. The procedure does not consider the interaction between effects, and does not give criteria to define the importance and magnitude coefficients, therefore it does not ensure reliable results. Graphs (or networks) derive from interrelation matrices, but they do not allow quantitative and comparative analyses. Check lists consist of qualitative environmental, social and economic elements or quantitative reference lists to be considered in the calculation of impacts. The Environmental Evaluation System (EES), known also Battelle method [15-16], is the most known. This method does not consider existing uncertainties between objective and subjective values of indicators and their functions. Moreover, it does not consider the possibility of interaction with the community for defining parameters, especially in case of human and social factors. The models based on the “Multi-criteria Decision” theory permit to identify the best alternative, to get a ranking of alternatives, to reduce the number of alternatives to be analyzed, and to distinguish between acceptable and not acceptable alternatives. In this context, the AHP (Analytic Hierarchy Process) is particularly suitable when most costs and benefits are intangible, and it is not possible to compare economic data.

This last methodology has been used in the paper, which compares environmental, human health and social effects [17] of the cement, the most used material on the world [18] for structure and infrastructure construction [19-23]. The study considers four powders whose “environmental” performances have been certified by mean Environmental Product Declarations (EPD), which are type III labels [24]. Workers’ safety and health, and economic data derive from internal documents produced by the companies. The results permit to compare the sustainability of the cements, and identifying the strengths and weaknesses of the examined powders.

The methodology herein adopted could be efficiently used and modified to analyze other materials and, consequently, it constitutes a useful and unbiased tool to achieve the sustainable policies encouraged by the European Community legislature.

Material and methods

The authors considered four gray cements prepared by four different Italian companies, which are not named for reasons of confidentiality. All cements guarantee 32.5 MPa of 28-day characteristic cubic compressive resistance (R_{ck}).

As regard as the environmental and social criteria, the study considers the impact categories listed in Table 1: their values refer to the production of 1 Mg of cement.

Table 1. Impact categories examined in the study

Parameter	Unit of measure	Impact category	Cement 1	Cement 2	Cement 3	Cement 4
Global Warming Potential	kg CO ₂ eq.	<i>GWP</i>	737.59	664.6	785	611
Ozone Depletion Potential	kg CFC-11 eq	<i>ODP</i>	3.39E-05	3.41E-05	5.16E-05	1E-05
Photochemical	kg C ₂ H ₄ eq	<i>POCP</i>	0.12	0.11	0.26	0.07

Eutrophication Potential	kg PO ₄ eq	<i>EP</i>	0.45	0.43	0.28	0.18
Non-hazardous Waste	kg	<i>nHW</i>	158	188	0.053	6.11
Hazardous Waste	kg	<i>HW</i>	0.12	0.14	0.1	0.0307
Renewable resources with energy content	MJ	<i>RRE</i>	199	192.77	275	256
Non-renewable resources with energy content	MJ	<i>nRRE</i>	7185	6799.01	6525	3080
Electricity	kWh	<i>E</i>	189.41	183.17	132	175
Water consumption	l	<i>W</i>	481	573	705	674

As regard as the human health protection criteria, the authors considered the most common risks for workers of construction industry [25]: noise, whole body vibrations (WBV), hand-arm vibrations (HAV), exposure to allergizing substances, exposure to hexavalent chromium (Chromium VI), and exposure to free crystalline silica (FCS). All values are deduced from the (internal) Document of Risk Evaluation prepared by each company, as required by the Italian standard about the safety of workers [26]. As regard as the content of Cr(VI), the Italian companies comply the European Directive 2003/53/CE [27] and doubly test their cements to increase safety of workers [28]. As regard as the exposure to FCS, the weekly permissible exposure limit (PEL) considered in the study is compliant with the American Conference of Governmental Industrial Hygienists standards [29]. Examined risks have been classified according to the standardization proposed by the Italian Ministry of Labour [30].

For the economic issues, the authors considered the unit price of cements, listed on the pricelist of each cement plant (not herein disclosed due to privacy reasons). Table 2 lists the human health and economic data.

Table 2. Human health and economic data examined in the study

Parameter	Unit of measure	Cement 1	Cement 2	Cement 3	Cement 4
Exposure to Cr/VI	-	Not relevant	Not relevant	Low	Not relevant
Exposure to FCS	-	Not relevant	Not relevant	Low	Not relevant
Exposure to allergising substances	-	Low	Low	Average	Not relevant
Noise	dB(A)	80	80.5	82	79
WBV	m/s ²	0.5	0.5	0.65	0.4
HAV	m/s ²	1	1	1.2	1.05
Unit price	€/m ³	136	148	150	112

The impact categories listed in Table 1 and 2 have been considered as decision criteria to choose the most sustainable cement powder by mean the AHP method. It consists of decomposition of decision problem (what is the best, or most sustainable, cement?) into hierarchy of easier sub-problems, each independent from others. Each element of the hierarchy could be referred to any aspect of the decision problem (e.g. both tangible and intangible, measured and estimated variables).

The method is composed of three phases:

1. Hierarchical decomposition, which includes:

- a first level, which represents the overall “goal” of the analysis;
- a final level, which represents the alternatives to be considered;
- intermediary levels, which represent criteria and subcriteria for evaluating the alternatives, as represented in Figure 1.

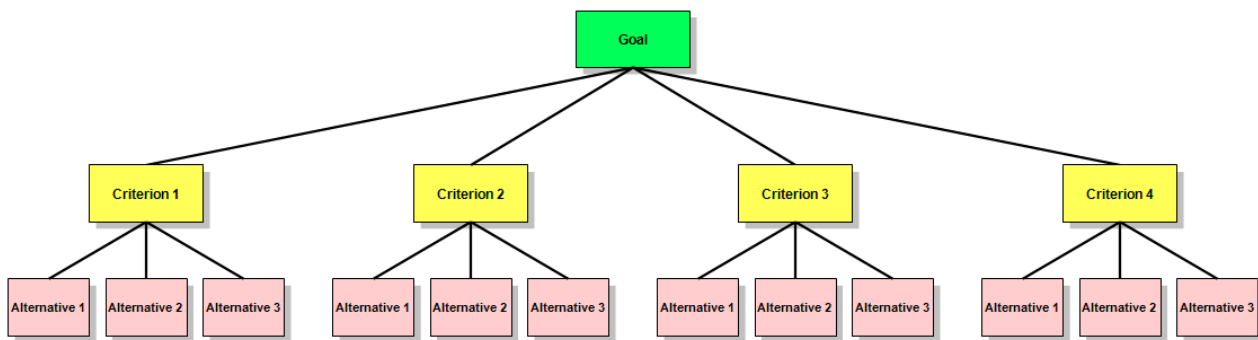


Figure 1: example of hierarchical decomposition

- Pairwise comparison: each element of each level is compared to other elements of its level respect to each criterion of the higher level. The decision maker should answer questions such as: “how much is the alternative i preferable with respect to the alternative j from the point of view of the k criterion?” or “how much is the criterion l most important than the criterion m with respect to the general objective?”. The answer should be quantitative, therefore when it is not possible the relative scale of importance by Saaty [31] could be used. This method determines the relative importance of criteria by mean the pairwise comparison, using the numerical/semantic scale represented in Table 3.

Table 3: Scale of importance by Saaty [31]

Scale value	Definition	Condition
1	Equal importance	Two elements contribute equally to the objective
3	Moderate importance	Experience and Judgement moderately favour one element over another
5	Strong importance	Experience and Judgement strongly favour one element over another
7	Very strong importance	Judgement very strongly favour one element over another
9	Extreme importance	The evidence favouring one element over another is the highest possible order of affirmation
2,4,6,8	Intermediate values between two adjacent judgments	Compromise is necessary

The scale of importance shown in Table 3 allows the decider to compose the matrices pairwise comparisons, whose m_{ij} elements means the preference of i with respect to j and the m_{ji} are reciprocal of m_{ij} (Table 4). As consequence of this, such matrices are square and have dimensions equal to the number of considered elements in the hierarchical level under consideration.

Table 4: Example of pairwise comparison matrix

	A_1	A_2	A_3
A_1	1	m_{12}	m_{13}
A_2	$1/m_{12}$	1	m_{23}
A_3	$1/m_{13}$	$1/m_{23}$	1

For each hierarchical level, the decision maker generates as many pairwise comparison matrices as elements of the upper level. From each of these matrices, elements of the considered hierarchical level are ordered respect to each involved criterion of the upper level. A pairwise comparison matrix is consistent if any three elements m_{ij} , m_{ik} , m_{jk} satisfies Equation 1 [32]:

$$m_{ik} = m_{ij} m_{jk} \quad (1)$$

3. Hierarchical re-composition: from the vector of preferences of each lower level respect to its upper level, it is possible to obtain the vector of overall ordering vector of alternatives in relation to the goal. In presence of 3-level hierarchy, as represented in Figure 1, ordering vectors are those of alternatives compared to each criterion and those of criteria compared to the goal.

The hierarchical analysis is mathematically more complex than classic multicriteria analysis [33], but it simplifies the work of decision maker, which responds to simple and same type questions, the pairwise comparisons. Nevertheless, it permits to express qualitatively preferences. Subjective elements, as the choice of the relative importance scale, and the definition of the acceptable threshold inconsistency, are present in the hierarchical analysis and they limit the action of decision maker, but the method ensures an inclusive approach to multicriteria problems. Indeed, it allows the evaluation of multiple aspects, as happens in construction bids, where legislative, technical, economic and environmental issues should be considered. In this sense, the AHP multicriteria analysis overcomes the limits of traditional decision-making approaches which lead to overlook certain aspects or not to give weight to others.

Results

The study focused on the choice of the most sustainable cement powder to be used for a concrete mixture. The four cement powders are identified by the nomenclature *cement n*, with *n* varying from 1 to 4, and they are produced by different plants numbered according to the cement nomenclature (i.e. cement 1 is produced by plant 1 or company 1).

The hierarchy defined by the authors involves four level of analysis, as represented in Figure 2:

- 1) the main goal, the choice of the best cement powder (level I);
- 2) the objectives of (level II):
 - a. minimizing environmental interferences,
 - b. minimizing negative social-economic aspects,
 - c. maximizing health of workers reducing their job risk;
- 3) the objectives of (level III):
 - a. minimizing impacts on the atmosphere, terrain and water resources (sub-objectives of environment analysis),
 - b. minimizing the effects of noise, chemical substances and mechanical vibrations (sub-objectives of workers' health analysis),
 - c. minimizing the energy consumption and costs (sub-objectives of socio-economic analysis);
- 4) the objectives of (level IV):
 - a. minimizing *GWP*, *ODP*, and *POCP* (sub-objectives of atmosphere analysis),
 - b. minimizing *EP* (sub-objective of water environment analysis),
 - c. minimizing non-hazardous and hazardous waste (sub-objectives of terrain analysis),
 - d. minimizing exposure to free crystalline silica, Chromium VI and allergizing substances (sub-objectives of chemical risk analysis for workers),
 - e. minimizing exposure to whole body vibrations and hand-arm vibrations (sub-objectives of mechanical risk analysis for workers),
 - f. minimizing consumption of renewable resources with energy content, non-renewable resources with energy content, electricity, and water.

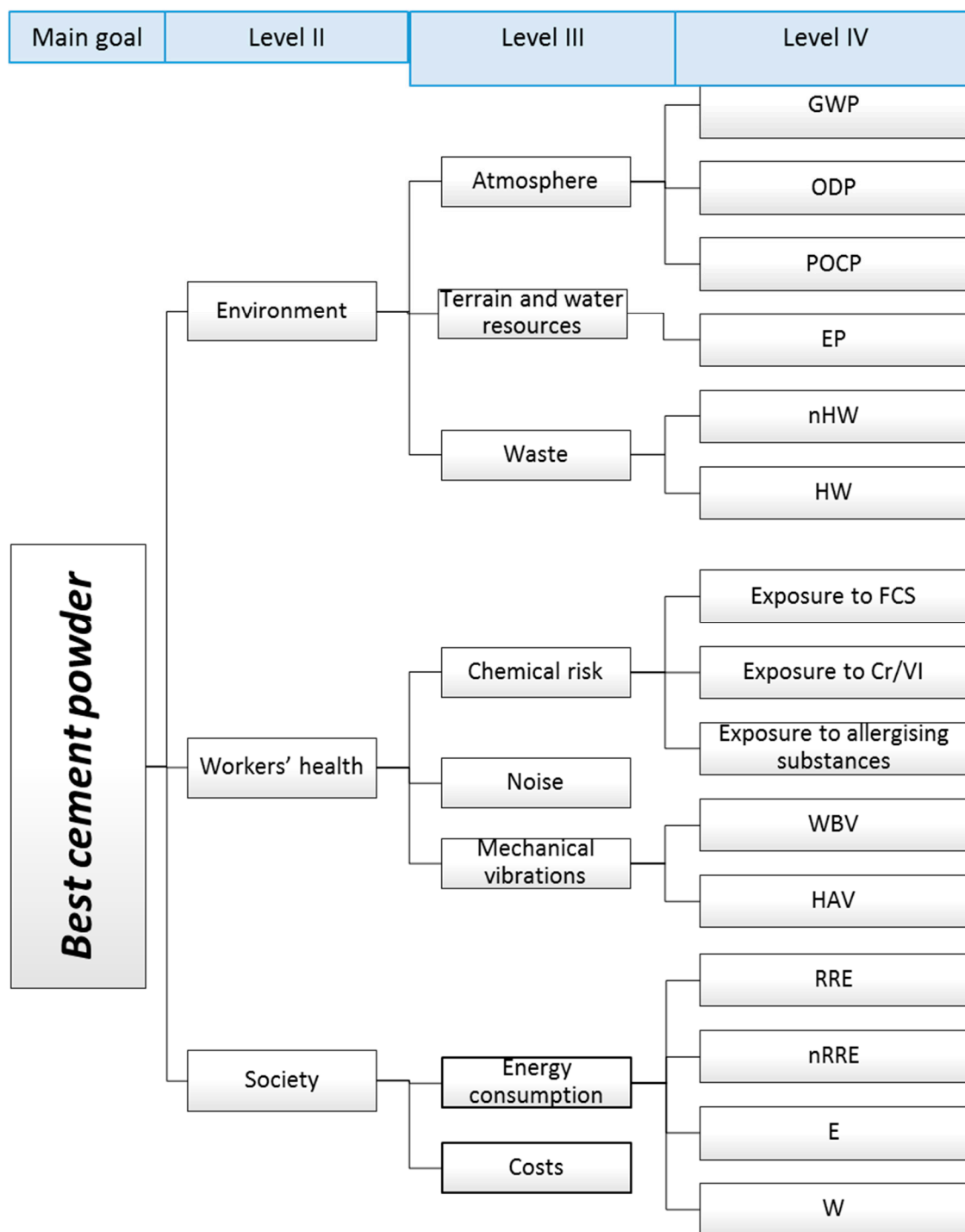


Figure 2: hierarchical decomposition used for the analysis

As regard as the priorities relating to the three criteria of level II, pairwise comparisons gave the results shown in Table 5. Values of c_{ij} show little preference for workers' health respect to environment and society, consistently with the main goal of "sustainability".

Table 5: Pairwise comparison matrix for level II ($C_{,II}$)

Level II	Environment	Workers' health	Society
Environment	1	0.50	2
Workers' health	2	1	2
Society	0.5	0.50	1

Each element c_{ij} derives from application of the Saaty method [31]: it represents the importance relationships between each pair of criteria.

Pairwise comparison matrix for level II ($C_{,II}$) has been normalized. Each element x_{ij} of the normalized pairwise comparison matrix for level II ($N_{,II}$) is obtained by dividing each element c_{ij} by the sum of each column of pairwise comparison matrix (Equation 2).

$$x_{ij} = \frac{c_{ij}}{\sum_{j=1}^n c_{ij}} \quad (2)$$

Table 6 represents the normalized pairwise comparison matrix ($N_{,II}$) for level II.

Table 6: Normalized pairwise comparison matrix for level II ($N_{,II}$)

Level II	Environment	Workers' health	Society
Environment	0.29	0.25	0.40
Workers' health	0.57	0.50	0.40
Society	0.14	0.25	0.20

Table 6 allowed the calculation of weights to be related to each criterion of level II. Weights w_{ij} have been obtained by Equation 3:

$$w_{ij} = \frac{\sum_{j=1}^m x_{ij}}{m} \quad (3)$$

Weight vector of level II ($W_{,II}$) is represented in Table 7.

Table 7: Weight vector for level II ($W_{,II}$)

Level II	Weights
Environment	0.312
Workers' Health	0.490
Society	0.198

The analysis of consistency verified the expressed preferences.

As regard as the priorities relating to criteria of level III, pairwise comparisons for environment analysis gave the results shown in Table 8.

Table 8: Pairwise comparison matrix for level III, environment analysis ($C_{,IIIe}$)

Level III, environment	Atmosphere	Waste	Water environment
Atmosphere	1	0.33	1
Waste	3	1	3
Water environment	1	0.33	1

Table 9 shows the normalized pairwise comparison matrix for level III, environment analysis ($N_{,IIIe}$).

Table 9: Normalized pairwise comparison matrix for level III, environment analysis

Level III, environment	Atmosphere	Waste	Water environment
Atmosphere	0.20	0.20	0.20
Waste	0.60	0.60	0.60
Water environment	0.20	0.20	0.20

Weight vector of level III, environment analysis ($W_{,IIIe}$) is represented in Table 10.

Table 10: Weight vector for level III ($W_{,IIIe}$)

Level III, environment	Weights
------------------------	---------

Atmosphere	0.200
Waste	0.600
Water environment	0.200

Similar procedure has been applied to criteria “worker’s health” and “socio-economical” aspects. For the first one the results are based on the pairwise comparison matrix for level II, shown below in Table 11.

Table 11. Pairwise comparison matrix for level III, Workers’ health analysis (C_{IIIW})

Level III, Workers' health	Chemical risk	Noise	Mechanical vibrations
Chemical risk	1	5	6
Noise	0.2	1	3
Mechanical vibrations	0.17	0.33	1

Weight vector for level III, workers’ health analysis is represented in Table 12.

Table 12. Weight vector for level III (W_{IIIW})

Level III, Workers' health	Weights
Chemical risk	1
Noise	0.2
Mechanical vibrations	0.1

As regard as the priorities relating to criteria of level IV, pairwise comparisons for atmosphere analysis gave the results shown in Table 13.

Table 13: Pairwise comparison matrix for level IV, atmosphere analysis (C_{IVa})

Level IV, atmosphere	GWP	ODP	POCP
GWP	1	0.5	2
ODP	1	1	0.5
POCP	0.5	2	1

Table 14 shows the normalized pairwise comparison matrix for level IV, atmosphere analysis (N_{IVa}).

Table 14: Normalized pairwise comparison matrix for level IV, atmosphere analysis

Level IV, atmosphere	GWP	ODP	POCP
GWP	0.40	0.14	0.57
ODP	0.40	0.29	0.14
POCP	0.20	0.57	0.29

Weight vector of level IV, atmosphere analysis (W_{IVa}) is represented in Table 15.

Table 15: Weight vector for level IV (W_{IVa})

Level IV, atmosphere	Weights
GWP	0.371
ODP	0.276
POCP	0.352

Similar procedure has been applied to sub-criteria *waste, water environment, energy*.

At the end of the hierarchical analysis involving all sub-criteria, the cements have been compared. Table 16 shows the comparison matrix for environmental sub-criteria *GWP*.

Table 16: Pairwise comparison matrix for environmental sub-criteria *GWP*

<i>GWP</i>	Cement 1	Cement 2	Cement 3	Cement 4
Cement 1	1	0.33	3	0.20
Cement 2	3	1	5	0.33
Cement 3	0.33	0.20	1	0.17
Cement 4	5	3	6	1

Table 17 shows the normalized pairwise comparison matrix for environmental sub-criteria *GWP*.

Table 17: Normalized pairwise comparison matrix for environmental sub-criteria *GWP*.

<i>GWP</i>	Cement 1	Cement 2	Cement 3	Cement 4
Cement 1	0.11	0.07	0.20	0.12
Cement 2	0.32	0.22	0.33	0.20
Cement 3	0.04	0.04	0.07	0.10
Cement 4	0.54	0.66	0.40	0.59

Weight vector of *GWP* for the examined alternatives is represented in Table 18.

Table 18: Weight vector of *GWP*

<i>GWP</i>	Weights
Cement 1	0.125
Cement 2	0.268
Cement 3	0.061
Cement 4	0.546

Considering the level IV of the criterion “atmosphere”, the corresponding sorting matrix of alternatives with respect to considered sub-criteria is composed of the vertical weight vectors calculated for each sub-criterion considered in the level under criterion *atmosphere* (Table 19).

Table 19: Sorting matrix of alternatives, atmosphere

Level IV	<i>GWP</i>	<i>ODP</i>	<i>POCP</i>
Cement 1	0.125	0.138	0.142
Cement 2	0.268	0.138	0.142
Cement 3	0.061	0.050	0.062
Cement 4	0.546	0.673	0.654

Performances of cements respect to atmosphere are calculated by mean the hierarchical re-composition of the analysis. In particular, the sorting matrix of alternatives, atmosphere shown in Table 19 should be multiplied by:

- the sorting vertical vector calculated for level IV, *atmosphere* (Table 15);
- the weight of atmosphere in the vertical weight vector for level III (Table 12);
- the weight of environment in the vertical weight vector for level II (W_{II}) (Table 7).

The same procedure should be adopted for other environmental criteria of level IV. Figure 3 shows the results.

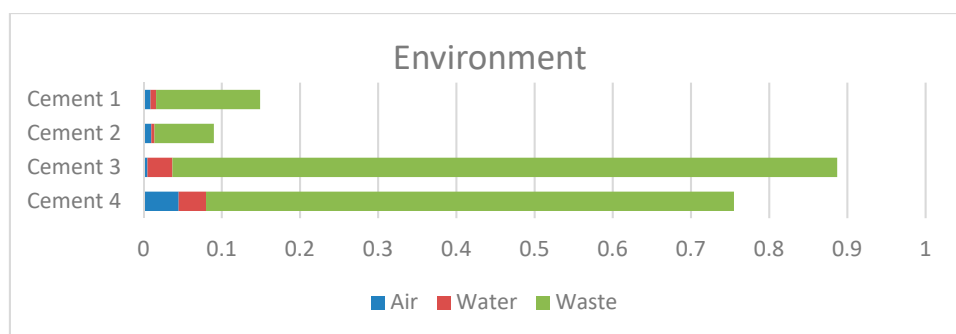


Figure 3: Level II: environmental results

Figure 3 highlights the waste production has a relevant role in environmental impact in all examined cements. Waste management is more efficient in plants which produce cement 3 and 4. The main waste products are paper and cardboard packaging, wooden and plastic packaging, mineral oils, electrical equipment and refractory materials out of order. In order to reduce their impact on the environment and allow their recovery, it is necessary to provide an advanced waste collection. In the Italian cement sector this practice covers 36% of total solid waste production [34].

Atmosphere emissions are related to implementation of Best Available Techniques (BAT) for cement industry, as reported in the European Reference document for the “Production of Cement, Lime and Magnesium Oxide” [35]. Particularly, the use of secondary fuels or raw materials (e.g. waste or by-products of mechanical and chemical industries) allows an integrated waste management approach, which saves natural and non-renewable resources and permits to recover waste in highly controlled conditions [36]. At this purpose, plant 4 has the best performance in terms of atmospheric emissions as consequence of:

- applying BAT (dry process kiln with multistage preheating and precalcination -in plant 4-, instead of Lepol kilns which causes higher values of emissions and fuel consumption -in plants 1 to 3);
- high percentages of caloric substitution by means of alternative fuels (average value 16.3% for plant 4, on average 8.2% for plants 1 to 3).

As regard as the water environment, better performances of plant 4 respect to plants 1 to 3 are related to the environmental policies adopted by the company 4: it has practically zeroed the release of industrial water into the environment replacing open circuit system with closed loop systems.

Figure 4 represents the results obtained about the workers’ health.

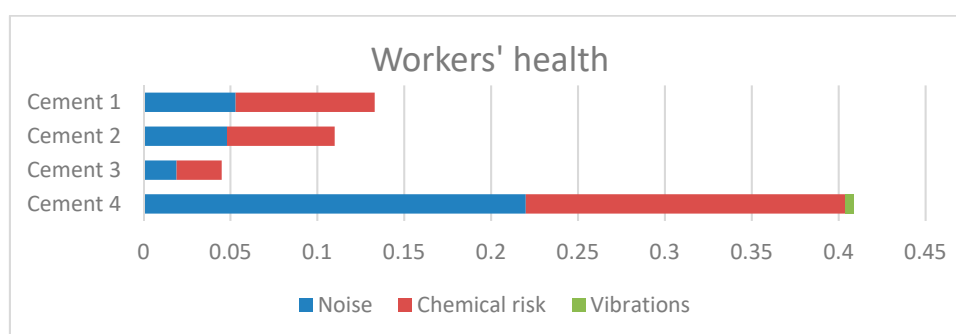


Figure 4: Level II: workers’ health results

The influence of mechanical vibrations (transmitted both to the whole body and to hand/arm) on workers’ health has very low importance. The result is justified by the machines park of each company, which belongs to the latest generation [35].

The chemical risk assumes an important role, as expected, since the operators come into contact with substances which significantly affect their health. The purchase of new equipment and the use of additives and chemicals not harmful to human health rewarded company 4. It is therefore

confirmed the need for adopting protective and preventive measures to reduce chemical risks, especially for plant 3, which has the worst workers' health performances. According to Figure 4, the noise in cement plants represents the second factor of risk after the chemical one: mechanical equipment produce high noise, especially if they are not compliant with noise regulations [37]. It is therefore important to quieter equipment and machinery, and use hearing protection to reduce this risk [38-39].

Figure 5 represents the results obtained about the socio-economic issues.

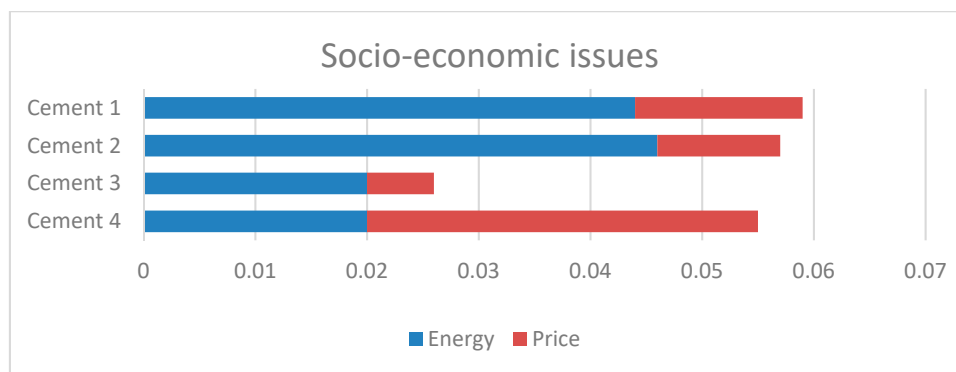


Figure 5: Level II: socio-economic results

As regard as the energy consumption, the analysis considered water and electricity consumption. Most of the observed differences are related to water consumption, since electricity consumption for cements which have the same R_{ck} is not appreciable [40]. The realization of closed rings circuits permits to substantially reduce water consumption, during the cooling phase [41]. Plant 2 has the best results, also related to the reuse of rainwater in the production cycle, while companies 3 and 4 have the worst performances because they did not implement measures to recycle and reduce water consumption.

As regard as the unit price, cement 4 is the most convenient, the opposite of cement 3 which is the most expensive.

The results shown in Figures from 3 to 5 have been summed for each criterion listed in level I. This procedure allowed the selection of best cement, as represented in Table 20.

Table 20: Contribution of elements of level II to the main goal

Best cement	Environment	Workers' health	Society	Final results
Cement 1	0.149	0.133	0.059	0.341
Cement 2	0.090	0.110	0.057	0.257
Cement 3	0.887	0.045	0.026	0.958
Cement 4	0.755	0.409	0.055	1.220

Figure 6 graphically represents the final results listed in Table 20. For each cement powder the contribution of each criterion of level I is represented.

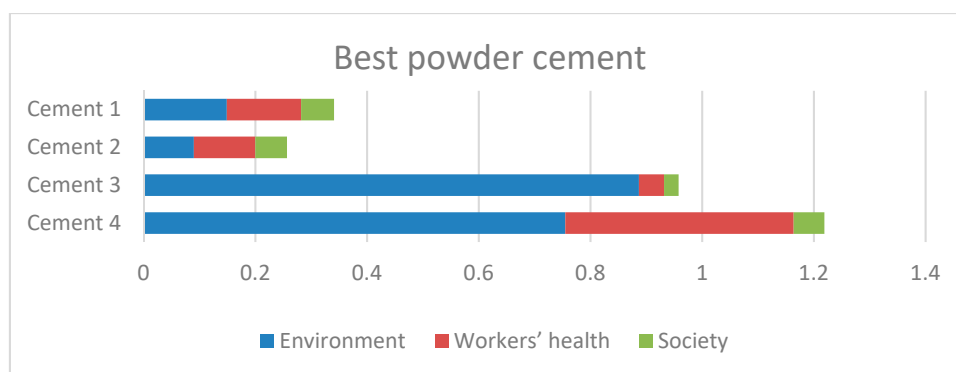


Figure 6: Level I: comparison between cement powders

Cement 4 is the most sustainable, and its performance is affected by the workers' health criterion. Indeed, this contribution is 0.409, more than 33.4% of the overall result, and considerably more than the workers' health contribution for the other cements (Figure 4). The results highlight the importance of considering more criteria in the analysis:

- considering only environment (blue lines), cement 3 would be the best;
- considering only socio-economic (green lines) results, cement 2 would be the best.

The AHP analysis ensured a good compromise between the three criteria (*environment*, *workers' health* and *society*) applied on the cement production of four Italian companies, which are already placed at a high level in terms of technological and procedural innovation [42].

As it can be observed from all previous analyses, the results obtained from the HAP analysis could be useful to support the process of deciding the "best option", because it allows a comprehensive, critical and unbiased analysis, which could be efficiently replicated at different level [43] in public bids.

Conclusion

Within the framework of efforts to find a compromise between economic growth and need to protect environment, the European Union has set targets for reducing greenhouse emissions, increasing energy efficiency, promoting use of renewable resources and reducing waste production. Environment is only one of the aspect to be considered in decisional phases, because the design choices involve multiple aspects ranging from legislative to technical-structural issues, from purely economic to human health criteria.

In this sense, the use of multi-criteria decision-making methods can overcome the limits of traditional decision-making approaches that lead to overlook certain performances or not to give correct importance to others. These methods provide support to those who should make choices, requiring simple tasks in order to reach an objectively valid and unbiased choice.

This paper presents an application of the Analytic Hierarchy Process on four different cement powders produced by Italian companies. The method complies with objective of evaluating various options according to multiple and often conflicting features: it consists of pairwise comparisons between all considered parameters, which are sorted by non-dimensional values. The analysis consists of four levels: (1) the level I, which coincides with overall "goal" of the study: the best cement; (2) the level II, which considers environment, human health and socio-economic aspects; (3) the level III, which includes 8 sub-criteria of level 2; (4) the level IV, which consists of 15 numerical sub-criteria of level 3.

The presented analysis allows comparing the overall sustainability of 1 Mg of 32.5 grade cement produced at four different plants. The AHP study demonstrates that considering only environmental issues, cement 3 would be the best; considering only socio-economical results, cement 2 would be the best, while assessing the whole sustainability of each cement, cement 4 is the best. This shows that it is incorrect to consider only one indicator to select the best material among several alternatives, mostly when workers' health is considered. This result is paramount because the growing

attention for sustainable construction issues needs for a comprehensive, simple and versatile methodology to be applied at different level (Loprencipe et al., 2014) in public bids.

Reference

1. UNOPS. Balancing social, environmental and economic considerations in procurement. Supplement to the 2012 Annual Statistical Report on United Nations Procurement, 2013
2. European Union. Treaty of Amsterdam amending the Treaty of the European Union, the Treaties establishing the European Communities and certain related acts, Amsterdam, The Netherlands, 1997.
3. Sychrová, L. Evaluation of approaches using the product lifecycle. *Economics and management* **2012**, 17(4), 1479-1483.
4. Birou, L.M.; Fawcett, S.E.; Mangan, G.M. The Product Life Cycle: a tool for Functional Strategic Alignment. *Journal of Supply Chain Management* **1998**, 34(1), 37-52.
5. European Commission. Green Paper on the Modernization of EU Public Procurement Policy towards a More Efficient European Procurement Market; European Commission: Brussels, Belgium, 2011.
6. Fuentes-Barges, J.L.; González-Cruz, C.; González-Gaya, C. Environmental Criteria in the Spanish Public Works Procurement Process. *Int. J. Environ. Res. Public Health*, **2017**, 14(2), 204
7. European Commission. Buying green! A handbook on green public procurement 3rd Edition, European Commission: Brussels, Belgium, 2016.
8. International Organization for Standardization (ISO). *ISO 14041:1998. Environmental Management—Life Cycle Assessment—Goal and Scope Definition and Inventory Analysis*; ISO: Geneva, Switzerland, 1998.
9. International Organization for Standardization (ISO). *ISO 14043:2000. Environmental Management—Life Cycle Assessment—Life Cycle Interpretation*; ISO: Geneva, Switzerland, 2000.
10. International Organization for Standardization (ISO). *ISO 14040:2006. Environmental Management—Life Cycle Assessment—Principles and Framework*; ISO: Geneva, Switzerland, 2006.
11. International Organization for Standardization (ISO). *ISO 14044:2006. Environmental Management—Life Cycle Assessment—Requirements and Guidelines*; ISO: Geneva, Switzerland, 2006.
12. International Organization for Standardization (ISO). *ISO 14042:2006. Environmental Management—Life Cycle Assessment—Life Cycle Impact Assessment*; ISO: Geneva, Switzerland, 2006.
13. Moretti, L.; Caro, S. Critical analysis of the Life Cycle Assessment of the Italian cement industry. *J. Clean. Prod.* **2017**, 152, 198-210.
14. Leopold, L.; Clarke, F.; Hanshaw, B; Balslay, J. A procedure for evaluating environmental impact. US Geological Survey Circular 645. Washington, DC, USA; 1971.
15. Dee, N.; Baker, J.; Drobny, N.; Duke, K.; Fahringer, D. Environmental evaluation system for water resource planning (to Bureau of Reclamation, U.S. Department of Interior). Battelle Columbus Laboratory, Columbus, Ohio, USA, 1972; 188 pages.
16. Dee, N.; Baker, J.; Drobny, N.; Duke, K.; Whitman, I.; Fahringer, D. An environmental evaluation system for water resource planning. *Water Resour. Res.* **1973**, 9(3), 523-535
17. Loprencipe, G.; Pantuso, A.; Di Mascio, P. Sustainable Pavement Management System in Urban Areas Considering the Vehicle Operating Costs. *Sus.* **2017** 9(3), 453.
18. Mitchell Crow, J. The concrete conundrum. *Chem. World* **2008**, march, 62-66.
19. Bonin, G.; Cantisani, G.; Loprencipe, G.; Ranzo, A. Dynamic effects in concrete airport pavement joints. *Ind. Ital. Cem.* 2007, 77, 590–607.
20. Moretti, L.; Cantisani, G.; Di Mascio, P.; Caro, S. Technical and economic evaluation of lighting and pavement in Italian road tunnels. *Tunn. Undergr. Space Technol.* **2017**, 65, 42–52.
21. Loprencipe, G.; Cantisani, G. Evaluation methods for improving surface geometry of concrete floors: A case study. *Case Studies in Structural Engineering* **2015**, 4, pp. 14-25.
22. Moretti, L.; Mandrone, V.; D'Andrea, A.; Caro, S. Comparative “from cradle to gate” life cycle assessments of Hot Mix Asphalt (HMA) materials. *Sus.* **2017**, 9(3), 400
23. Moretti, L. Technical and economic sustainability of concrete pavements. *Mod. Appl. Sci.* **2014**, 8, 1–9.
24. International Organization for Standardization (ISO). *ISO 14025:2006. Environmental Labels and Declarations—Type III Environmental Declarations—Principles and Procedures*; ISO: Geneva, Switzerland, 2006.
25. Mahmoudi, S.; Ghasemi, F.; Mohammadfam, I.; Soleimani, E. Framework for Continuous Assessment and Improvement of Occupational Health and Safety Issues in Construction Companies. *Saf. and Health at Work.* **2014**, 5(3), 125-130

26. Parlamento Italiano. Decreto Legislativo n.81/2008. Attuazione dell'articolo 1 della Legge 3 agosto 2007, n. 123 in materia di tutela della salute e della sicurezza nei luoghi di lavoro.
27. European Commission. Directive 2003/53/EC of the European Parliament and of the Council of 18 June 2003 Amending for the 26th Time Council Directive 76/769/EEC Relating to Restrictions on the Marketing and Use of Certain Dangerous Substances and Preparations (Nonylphenol, Ethoxylate and Cement). European Commission: Brussels, Belgium, 2003.
28. AITEC. Annual report 2009. Rome, Italy, 2010
29. ACGIH. Silica, Crystalline-Quartz. The Documentation of the Threshold Limit Values and Biological Exposure Indices. 7th ed. Cincinnati, OH: American Conference of Governmental Industrial Hygienists, 2010
30. Ministero del Lavoro, 1991. Circolare 737 del 03.12.1991
31. Saaty, T.L. The Analytic Hierarchy Process, McGraw-Hill, New York, NY, USA, 1980.
32. Cavallo, B.; D'Apuzzo, L. A general unified framework for pairwise comparison matrices in multicriterial methods. *International Journal of Intelligent Systems* **2009**, 24(4), 377-398
33. Aruldoss, M.; Lakshmi, T.M.; Venkatesan, V.P. A Survey on Multi Criteria Decision Making Methods and Its Applications. *American Journal of Information Systems* **2013**, 1, No. 1, 31-43
34. AITEC. Environmental Product Declaration: Average Italian Cement. Registration number S-P-00880 <http://gryphon.environdec.com/data/files/6/11845/epd880it%20Average%20Italian%20cement.pdf> Rome, Italy, 2016.
35. European Commission. Best Available Techniques (BAT) Reference Document for the Production of Cement, Lime and Magnesium Oxide: Industrial Emissions Directive 2010/75/EU:(Integrated Pollution Prevention and Control). European Commission: Brussels, Belgium, 2013.
36. Schneider, M.; Romer, M.; Tschudin, M.; Bolio, H. Sustainable Cement Production - Present and Future. *Cem. Concr. Res.* **2011**, 41(7), 642-650
37. European Community. Handbook for Implementation of EU Environmental Legislation. European Commission: Brussels, Belgium, 2008.
38. Canfeng, Z.; Shujie, Y.; Dong, L. Comprehensive Control of the Noise Occupational Hazard in Cement Plant. *Procedia Engineering* **2012**, 43, 186-190
39. Hernández-Gaytán, S.; Santos-Burgoa, C.; Becker-Meyer, J.P.; Macías-Carrillo, C.; López-Cervantes, M. Prevalence of hearing loss and correlated factors in a cement plant. *Salud Publica Mex.* **2000**, 42(2):106-111.
40. AITEC. Life Cycle Assessment of Italian gray cement. Internal document Rome, Italy, 2016.
41. Shafeek, A. M.; Salah, H.; Shebata, N.; Saddek, A.B. The impact of cooling water types on the cement clinker properties. *Egyptian Journal of Petroleum*, in press.
42. Moretti, L.; Cantisani, G.; Di Mascio, P. Management of road tunnels: Construction, maintenance and lighting costs. *Tunn. Undergr. Space Technol.* **2016**, 51, 84-89.
43. Loprencipe, G.; Cantisani, G.; Di Mascio, P. Global assessment method of road distresses. Life-cycle of structural systems: design, assessment, maintenance and management Proceedings of the 4th International Symposium on Life-cycle Civil Engineering, IALCCE 2014.