

Article

Heat and Photon Energy Phenomena: Dealing with Matter at Atomic and Electronic Level

Mubarak Ali

Department of Physics, COMSATS University Islamabad, Islamabad Campus, Park Road, 45550, Pakistan,
mubarak74@mail.com,
Correspondence: mubarak60@hotmail.com

Abstract: Misconception in using the terms photon and electron exists in science. When the electron of the outer ring in the silicon atom executes interstate dynamics for only one cycle, it generates force and energy for the unit photon. When the photon of suitable length interacts with the side of the laterally orientated electron of an atom, it converts into heat energy. Under the approximate angle of 90° , when a photon interacts with the tip of a laterally orientated electron, it divides into bits of energy having a shape like integral symbols. In the neutral state silicon atom, the center acts as the reference point for electrons executing interstate dynamics, and the lateral lengths of the electrons remain along the north-south poles. The energy wraps around the force, which shapes along the tracing trajectory of electron dynamics in a silicon atom. Force shapes from only those sides of the electron, which are not in the exertion of forces. In interstate dynamics, the electron of the outer ring first reaches the maximum limit point, where the one-bit energy shapes. Electron completes the second half cycle, where the one-bit energy again shapes. The shape of the unit photon is like Gaussian distribution having turned ends. When there is an uninterrupted supply of heat energy to the silicon atom, electron dynamics generate the photon having a shape-like wave. Path independent but interstate dependent forces take over the control of an electron. That electron executes dynamics nearly at the speed of light. In confined interstate dynamics, naturally viable conservative forces exert on the position-acquiring electron. A photon can be in unending length if the electron dynamics remain uninterrupted. The changing aspect of the electron recalls the auxiliary

moment of inertia at each point of turning. By executing electron dynamics, atoms under neutral states generate photons of different shapes, revealing heat and photon energy phenomena.

Keywords: Heat energy; Photon energy; Fundamental forces; Electron dynamics; Atomic-scale phenomenon; Photon-matter interaction

1.0. Introduction

Technology is achieving its climax, but a basic understanding of science still awaits. The creation of earth has benefited from heat and photon energy since its existence. Catching fire to different materials and burning various commodities are the usual phenomena under observation.

Many studies have been discussed in the literature studying the light-matter interaction, mainly covered under a phenomenon known as surface plasmons. The origin of plasmons explored in some early published reports [1-4]. A plasmon is a quantum of plasma oscillating and representing the collective oscillations of the free electron gas density.

The interaction of light or photons with matter recognizes by various terminologies, such as phonons, excitons, and plasmons. A study based on reviews discussed light-matter interaction considering the properties of polariton modes in two-dimensional materials [5]. The concept of excitons or electron-hole pairs was first proposed by Frenkel [6]. It deals with an excited state of the atom in a lattice traveling in a particle-like fashion without the net transfer of charge. Excitons can be formed due to photon absorption by a quantum dot [7], where the phonon is a collective excitation in the periodic arrangement of atoms or molecules.

Various studies dealing with different developing processes involve tiny-sized particles. The tiny-sized cluster is a simple chemical compound with various essential applications in diversified areas [8]. The unique nature of nanocrystals solicits the fabrication of new materials having controlled features [9]. The likely development of nanoparticle technology is an obvious long-term benefit [10]. On successfully assembling tiny-metallic colloids in the bigger-sized particles, atoms and molecules

would be treated as materials soon [11]. The investigation of the dynamics of individual nanoparticles should understand before going into rational deliberations [12].

A good understanding of the surface features of nanoparticles will help in the development of high-order materials [13]. Tiny-sized clusters possess molecule-shaped electronic and non-face-centered cubic geometric structures [14]. The chemical properties of gold nanoparticles change with size [15]. Geometric and distorted particles deal with different forces to amalgamate in solution [16]. It was discussed the localized dynamics of the process contribute to developing the structure of gold atoms [17-20], silver atoms [20], and carbon atoms [21, 22].

Atomic elongation in the arrays of a tiny-shaped particle has been discussed elsewhere [23]. A solid atom elongates by stretching the energy knots uniformly [24].

Sir Isaac Newton explained gravity, which is called Newtonian Physics. Sir Albert Einstein explained the theory of General Relativity. Bohr proposed that electrons move around the nucleus in allocated orbits, where they have fixed energy in the ground state. The levitational force exerted at the electron level in the gaseous atoms remained beyond understanding. The concepts of the electronic orbits, electronic shells, and quantum states remained part of studying atomic structure. The atomic structure of different elements discussed under the new insight [25].

However, the conventional studies kept the researchers from thinking about different atomic behaviors. The efforts put forth towards exploring fundamental science remained less effective.

Under conservative forces, a study discussed the fundamental aspects of structural evolutions [26].

Fundamental aspects of binding different state carbon atoms have been discussed [27].

The interaction of the photon with the occupied energy knot electron is studied here. The conversion of heat energy into photons under electron dynamics discussed with silicon atom as a model system. Here, it is also discussed the matter at the atomic level reveals the phenomena of heat and photon energy.

2.0. Experimental details

This work does not contain specific experimental detail. However, all those studies studying the photon-matter interaction, light-matter interaction, relation between electron and photon, heat energy, photon energy, fundamental forces, renewable energy, photovoltaics, bandgap, semiconductors, energy science, energy application, energy materials, physics and chemistry of materials may refer this study.

3.0. Results and discussion

The multiple interactions can deform solid atoms forming nanoparticles and particles [16]. A uniform elongating behavior of arrays of gold atoms was discussed in a separate study [23]. Photonic current is due to the propagation of featured photons, so it does not relate to the flow of electrons or charged particles [24]. However, electrons of the suitable atoms can transform heat energy into photon energy when executing the confined interstate dynamics. Thus, the photonic current is based on the propagation of featured photons through a suitable medium. The force and energy directly relate to each other when solid atoms undertake transition states [25].

Different ground points of atoms executing the confined interstate electron dynamics are discussed [26]. Carbon atoms involve energy, whereas engaging force [27].

Atoms of those elements, which generate the photons, need energy. Therefore, atoms of suitable elements can execute the confined interstate electron dynamics to generate the photons. The photons shape like waves and can transport from the generation point to the consumption end. Such photons can diffract when they interact with the sides of electrons in solid atoms. Such photons can also reflect when they interact with the tips of electrons by forming certain angles.

3.1. Heat energy phenomenon

By dissipating the heat in the air medium, photons travel in the air medium rather than propagating through the interstate electron gap. A long-length photon carries more energy than a short-length photon. Both short and long-length photons can relate to overt photons. However, a very long-length or an unending length photon is only a photon. When a photon dismantled into bits of energy under suitable interaction, it should not keep nodes and antinodes. Therefore, the heat of the dismantled photon should dissipate, and the force of the dismantled photon should permeate the connected medium.

The execution of electron dynamics of silicon atom for one forward or reverse-direction cycle generates the unit photon. Thus, the unit photon has the length of minimum conserved force and energy. Label (1) in Figure 1 shows the minimum length photon. That photon is like the Gaussian distribution of upwardly turned ends.

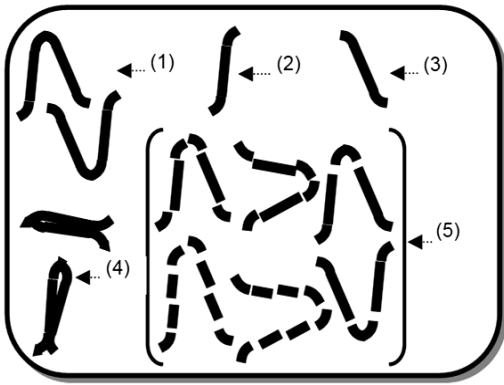
The inverted unit photon having a shape like Gaussian distribution with downwardly turned ends is also shown in the label (1) of Figure 1.

When the unit photon interacts with an electron at a suitable angle, it divides into two equal parts. Each integral symbol relates to one bit of energy, as shown in labels (2) and (3) of Figure 1.

When a unit photon interacts with the electron of hypothesized solid atom at suitable incidence, the folded energy shaped like a fish can result as labeled by (4) in Figure 1. The folded energy of a unit photon is a bunch of merged energy.

A unit photon converts into many pieces when interacted with the electron's side of the hypothesized solid atom. Broken pieces of the unit photons relate to heat energy, as labeled by (5) in Figure 1.

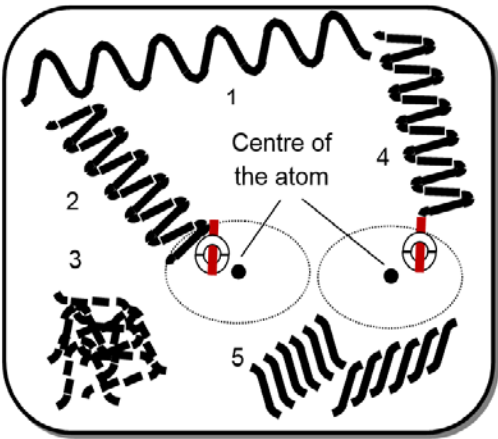
Figure 1: (1) Unit photons shape like Gaussian distribution having turned ends, (2) division of unit photon in shape like integral symbol and (3) division of unit photon in shape like opposite integral symbol, (4) merged energy of unit photons and (5) division of unit photons into the pieces of heat energy



If the changing interstate aspect of an electron is executing uninterruptedly, then photon generation is also with unending length. A wave-shaped photon is labeled by (1) in Figure 2. That overt photon was generated by the three forward and reverse direction cycles of the electron of the silicon atom.

When a photon interacts with the side of the electron of the hypothesized solid atom at a suitable incidence, it folds by the impact of absorption. Label (2) in Figure 2 indicates the incidence. That photon converts into many bits of heat energy. Label (3) in Figure 2 shows many bits of heat. They are now related to only heat energy.

Figure 2: (1) overt photon, (2) interaction of an overt photon with the side of laterally orientated electron of hypothesized solid atom, (3) bits of heat, (4) interaction of an overt photon with the tip of laterally orientated electron of hypothesized solid atom and (5) bits of energy



By constructing the approximate angle of 90°, the photon interacts with the tip of the laterally orientated electron of the hypothesized solid atom, dividing it into bits of energy. Label (4) in Figure 2 shows the incidence.

Label (5) in Figure 2 shows many bits of energy having shapes like integral symbols. Bits of heat can also relate to bits of energy.

3.2. Photon energy phenomenon

In semisolid atoms, electrons deal with the zone of impartial force at 0° orientation along the north-south poles [25]. In a silicon atom, electrons of the outer ring keep half-lengths above the middle of occupied energy knots and half-lengths below the middle of occupied energy knots. Electrons deal with equal force along the east and west poles. Hence, electrons of the outer ring deal with neutral force. The heat energy can initiate the interstate dynamics of the suitable electrons to convert into photon energy.

The forces exerted on the relevant poles of the electron introduce a moment of inertia, which is in an auxiliary manner at each point of turning that electron. When the suitable electron of the silicon atom executes dynamics for the first half-cycle, the energy of one bit engages along the tracing trajectory.

The energy of one bit also engages along the tracing trajectory of the electron in the second half-cycle. In a silicon atom, electrons of the zeroth ring and the first ring do not execute dynamics.

Only the electrons of the outer ring execute interstate dynamics.

In Figure 3 (a), a top left-sided electron of a silicon atom executes interstate dynamics. Figure 3 (b) shows the conversion of heat energy into photon energy for the forwarding direction cycle of electron dynamics.

At the maximum limit point, the energy of one bit engages along the traced trajectory.

The energy of one bit wraps the force shaping along the tracing trajectory of the electron in the first half cycle.

The trajectory forming by the electron for the first half cycle is up to the maximum limit point, as shown in Figure 3 (b). The turning of electron deals with the auxiliary moment of inertia.

In the second half cycle, another energy of one bit engages along the tracing trajectory of an electron to wrap the shaping force.

The tracing trajectory by the electron in the second half cycle is to the point where the turning of the electron again deals with the auxiliary moment of inertia. Thus, a unit photon is due to the force and energy generated from one complete forward direction cycle of interstate electron dynamics. That electron recalls the moment of inertia at each point of turning, which is in an auxiliary manner. Figure 3 (b) shows a complete forward direction cycle of confined interstate dynamics of the electron.

The turning positions of the electron under the auxiliary moment of inertia are responsible for forcing the energy of a photon from one point to another. The exerted forces on the electron remain path-independent. Figure 3 (b) validates that the electron executing confined interstate dynamics does not possess any other way to regain the state.

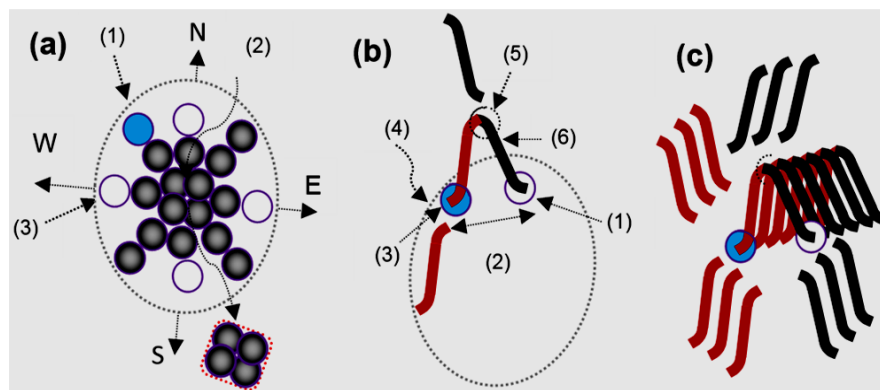


Figure 3: (a) Neutral-state silicon atom: (1) targeted electron; (2) zeroth ring; (3) unfilled energy knot. (b) Electron dynamics of silicon atom in the forward direction cycle: (1) unfilled state; (2) interstate electron gap; (3) filled state; (4) one-bit energy wrapping around the shaping force along the trajectory of an electron in first half cycle; (5) maximum limit point; (6) one-bit energy is wrapping around the shaping force along the trajectory of an electron in the second half cycle. (c) Three forward direction cycles and three reverse direction cycles of interstate electron dynamics utilizing the energy of twelve bits to generate the overt photon having a length equal to the lengths of unit photons in six

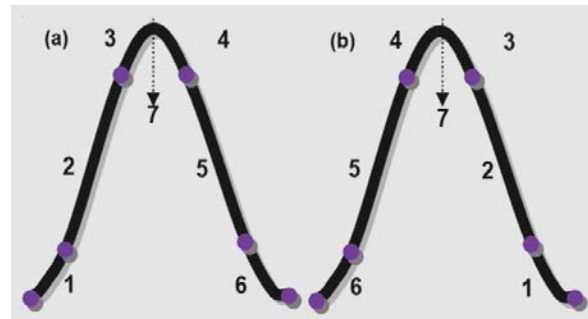
When the interstate electron dynamics of the silicon atom complete six cycles, three forward and three reverse directions, the energy of twelve bits forms a wave shape. Figure 3 (c) shows the different shapes of energy bits. The electron does not touch the energy knot in the forward or reverse direction cycle. Hence, under uninterrupted forward and reverse cycles, the execution of confined interstate electron dynamics generates the force and energy in the form of an overt photon.

The shape of energy engaged along the trajectory of electron dynamics for the first half cycle is like a straight integral symbol (\int).

The shape of energy engaged along the trajectory of electron dynamics for the second half cycle is like the opposite integral symbol (\int).

For the first-half forward and the second-half forward cycles of electron dynamics, two shapes of integral symbols connect at the center of the maximum limit point resulting in the overall shape of force and energy shaped like Gaussian distribution in the turned ends, shown in Figure 4.

Figure 4: Sections of the unit photon generated by interstate electron dynamics of silicon atom (a) in forwarding direction cycle and (b) in reverse direction cycle; (7) maximum limit point where left and right half cycles of electron dynamics get connected



The relationship between force and energy in the forward direction cycle of the electron plotted in Figure 4 (a). Labels (1) to (6) denote different steps in Figure 4 (a). Figure 4 (b) shows the reverse direction cycle of the electron and the relationship between force and energy. The different steps also labeled from 1 to 6. In Figure 4, label (7) denotes the maximum limit point.

From that point, that electron turns towards the nearby unfilled state to occupy it due to the appearance of the exerted force. Therefore, by recalling the moment of inertia in an auxiliary manner,

that electron deals with the following exerting forces. Forces of two poles act together but from the opposite sides, which causes that electron to turn.

In Figure 5, electrons of four quadrants trace the trajectories of confined interstate dynamics in both forward and reverse direction cycles.

Figure 5 (a) shows that an electron leaves the state from the rear side or tail and enters the nearby state from the front side or head while executing forward interstate dynamics. So, it will leave the state from the rear side or tail and enters the nearby state from the front side or head while executing reverse interstate dynamics.

The electron in Figure 5 (b) oppositely executes dynamics to keep the equilibrium state of the atom.

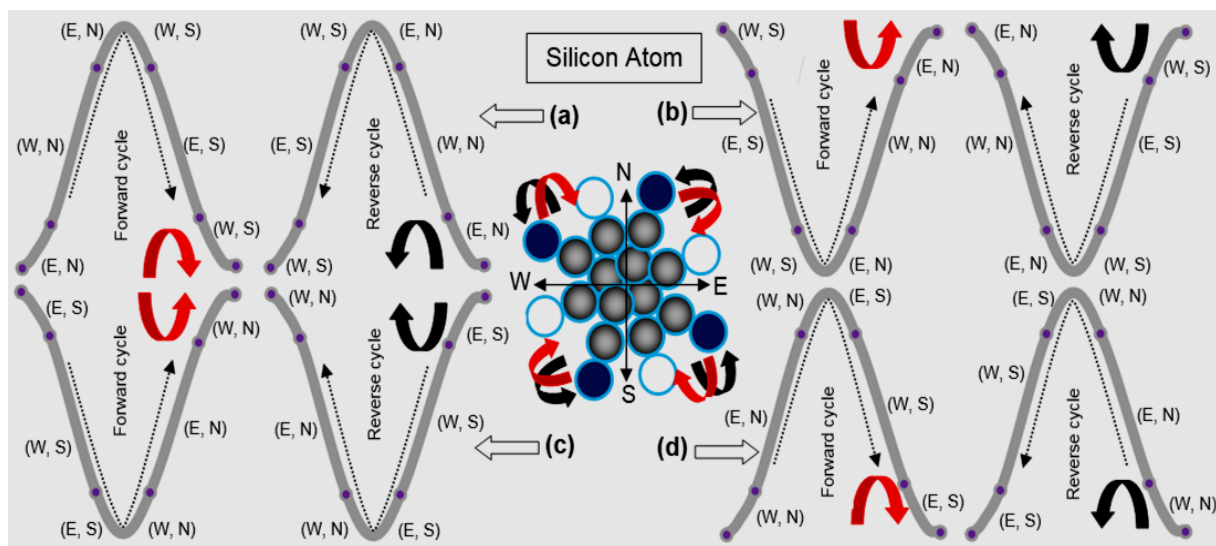


Figure 5: Blue colored electrons of quadrants (a), (b), (c) and (d) deal with the east (E), west (W), north (N) and south (S) forces along the relevant poles while executing confined interstate dynamics in forward (red-colored round arrows) and reverse (black colored round arrows) direction cycles

In Figure 5 (c), an electron leaves the state from the front side or head and enters the nearby state from the rear side or tail while executing forward interstate dynamics. So, it will leave the state

from the front side or head and enters the nearby state from the rear side or tail while executing reverse interstate dynamics.

Figure 5 (d) shows that the electron oppositely executes dynamics under the equilibrium state of an atom.

The electrons can also execute the dynamics in reverse order. The electrons in Figure 5 (a) and Figure 5 (b) show that they can also execute dynamics under their fall and rise. The electrons in Figure 5 (c) and Figure 5 (d) show that they can also execute dynamics under their rise and fall.

Forward and reverse cycles of electron dynamics in all four quadrants of the silicon atom are symbolically shown in Figure 5 (a-d). The pair of forces exerted on the electron at each turning point is also labeled in Figure 5 (a-d).

A photon propagates through the interstate electron gap dealing with force and energy in a wave-like fashion.

In the atoms of those elements where three conservative forces exert, interstate electron dynamics transform heat energy into photon energy having a shape like connected integral symbols.

In the atoms of those elements where two conservative forces exert, interstate electron dynamics transform heat energy into photon energy having a shape like connected tick symbols.

In the atoms of those elements where two conservative forces exert, and an electron under dynamics attempted to cross the pole of its atom, heat energy converts into photon energy, having a shape like a connected *L* alphabet.

Figure 6 (a-c) shows the shape of the photon-like connected integral symbols, tick symbols, and *L*-like symbols, respectively. In Figure 6 (d), a generating photon shows both force and energy.

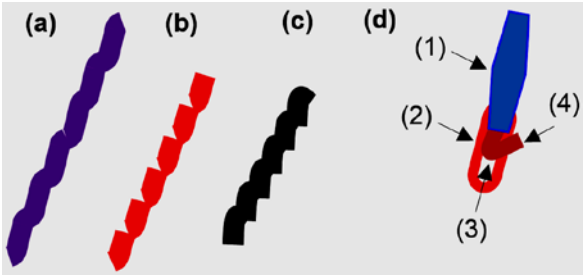


Figure 6: *Overt photon of connected (a) integral symbols, (b) tick symbols, (c) L-like symbols and (d) shaping force and energy along the trajectory; (1) electron dynamics, (2) wrapped energy, (3) shaped force, (4) force in the removed region of energy*

Where there is no specific interaction of a photon with the electron, it divides into pieces of heat energy. The heat energy of a divided photon dissipates in the structure of atoms. The conversion of energy from one form to another depends on structural characteristics.

3.3. General discussion

Each silicon cell connected in the series adds up to the generating number of photons under a suitable fabrication procedure in the solar panel. As observed in solar panels, solar cells can generate the maximum power when the setting is under the proper inclination.

The cycles of confined interstate electron dynamics of silicon atoms remain uninterrupted for a more extended period, where titling the solar panel at a suitable angle concerning the base results in varying efficiency. Depositing silicon atoms for a few layers can generate high power.

When the featured photons interacted with the tips of laterally orientated electrons of elongated atoms, the reverted element of force prints the pattern [28]. The set modalities of photons depend on the origin of generation establishing the role set by the manufacturer. A structural design is crucial to introduce the specific application [29-38]. A structural shape is due to the controlled behavior of force and energy [18], which is a different case from the structure of semisolid atoms [21, 39].

The development of particles under predictor packing is also studied, where photons shaped like waves get converted into tuned pulses [40]. Measuring the temperature of such materials is an integral part of the research, and some studies have also shed light on it [41-43]. A study explained the role of van der Waals interactions in the isolated atoms by considering the induced dipoles [44]. Dispersion forces or van der Waals interactions attained when charge density fluctuations are in wave fashion [45].

4.0. Conclusion

In a silicon atom, heat energy wraps around the shaping force along the trajectory of an electron executing interstate dynamics.

A force shapes from the sides of an electron, which are not under the force exertion. When the interstate electron dynamics is for one forward or one reverse direction cycle, it generates a unit photon having a shape like Gaussian distribution with turned ends.

A silicon atom transforms heat energy into photon energy in the interstate electron dynamics. A unit photon contains the energy of two bits, whereas a long-length photon has several bits. Two unit photons form the least length photon.

When a photon interacts with the north-sided tip of the laterally orientated electron by constructing the approximate angle of 90° , it gets divided into bits of energy. Bits of energy can further divide into bits of heat energy.

The exerted forces on the electron change the aspects by restricting it in the interstate gap. The force shaping along the trajectory of an electron and wrapping energy remains preserved. The auxiliary moment of inertia recalls at each point of turning electron. In a silicon atom, a reference point of the electrons executing dynamics is the center of an atom.

The forces exerting on the electron remain conserved within the built-in gauge of interstate electron dynamics. Before crossing the maximum limit point, the electron examines by the opposite forces pulling it downward.

In the first stage, an electron uplifted laterally. To turn it back, it gets relief from the effect of upward force. So, to turn downward, opposite forces are exerted on the electron. Path-independent conservative forces exerted on the electron acquiring its lateral and adjacent positions are within the natural viability. The electron executes interstate dynamics at the speed of light.

A photon has a solid analogy to the electron as the electron forms a bandgap for propagating the photon. A propagating photon transfers the force and energy.

When a photon interacts with the side of the electron of a solid atom, it diffracts, dividing into bits. Energy bits of the dismantled photon dissipate the heat and permeate the force.

Different atoms generate different shape photons depending on the built-in interstate gap of electron dynamics.

Atoms also generate photons in shapes other than a waveform, which depends on the built-in gauge of electron dynamics.

Acknowledgment:

M. A. acknowledges this work to all the offices supported in his career.

Conflicts of interest:

The author declares no conflicts of interest.

Data Availability Statement:

The work is related to the fundamental nature of science.

References

- [1] D. Bohm, D. Pines, A Collective Description of Electron Interactions. I. Magnetic Interactions, *Phys. Rev.* **82**, (1951) 625-634.
- [2] D. Pines, D. Bohm, A Collective Description of Electron Interactions: II. Collective vs Individual Particle Aspects of the Interactions, *Phys. Rev.* **85**, (1952) 338-353.
- [3] R. H. Ritchie, Plasma Losses by Fast Electrons in Thin Films, *Phys. Rev.* **106**, (1957) 874-881.

-
- [4] D. Bohm, D. Pines, A Collective Description of Electron Interactions: III. Coulomb Interactions in a Degenerate Electron Gas, *Phys. Rev.* **92**, (1957) 609-625.
- [5] T. Low, *et al.*, Polaritons in layered two-dimensional materials, *Nat. Mater.* **16**, (2017) 182-194.
- [6] J. Frenkel, On the Transformation of Light into Heat in Solid. I, *Phys. Rev.* **37**, (1931) 17-44.
- [7] O. D. D. Couto Jr. *et al.*, Charge control in InP/(Ga,In)P single quantum dots embedded in Schottky diodes, *Phys. Rev. B* **84**, (2011) 125301-7.
- [8] M. Brust, M. Walker, D. Bethell, D. J. Schiffrin, R. Whyman, Synthesis of Thiol-derivatised Gold Nanoparticles in a Two-phase Liquid-Liquid System, *J. Chem. Soc., Chem. Commun.* (1994), 801-802.
- [9] R. L. Whetten, J. T. Khoury, M. M. Alvarez, S. Murthy, I. Vezmar, Z. L. Wang, P. W. Stephens, C. L. Cleveland, W. D. Luedtke, U. Landman, Nanocrystal Gold Molecules, *Adv. Mater.* **8**, (1996) 428-433.
- [10] M. Brust, C. J. Kiely, Some recent advances in nanostructure preparation from gold and silver particles: a short topical review, *Colloids and Surfaces A: Physicochem. Eng. Aspects* **202**, (2002) 175-186.
- [11] S. C. Glotzer, M. J. Solomon, Anisotropy of building blocks and their assembly into complex structures, *Nature Mater.* **6**, (2007) 557-562.
- [12] S. Link, M. A. El-Sayed, Shape and size dependence of radiative, nonradiative and photothermal properties of gold nanocrystals, *Int. Rev. Phys. Chem.* **19**, (2000) 409- 453.
- [13] C. P. Shaw, D. G. Fernig, R. Lévy, Gold nanoparticles as advanced building blocks for nanoscale self-assembled systems, *J. Mater. Chem.* **21**, (2011) 12181-12187.
- [14] Y. Negishi, T. Nakazaki, S. Malola, S. Takano, Y. Niihori, W. Kurashige, S. Yamazoe, T. Tsukuda, H. Häkkinen, A Critical Size for Emergence of Nonbulk Electronic and Geometric Structures in Dodecanethiolate-Protected Au Clusters, *J. Am. Chem. Soc.* **137**, (2015) 1206-1212.

-
- [15] A. Moscatelli. Gold nanoparticles: Metallic up to a point, *Nature Nanotechnol.* (2015), DOI:10.1038/nnano.2015.16.
- [16] M. Ali, I–Nan Lin, Forces driving amalgamation of nanoparticles and particles in solution, *Forces in Mech.* **7**, (2022) 100076.
- [17] M. Ali, I–N. Lin, Development of Gold Tiny Particles and Particles in Different Sizes at Varying Precursor Concentration, *Adv. Nat. Sci: Nanosci. Nanotechnol.* **11**, (2020) 015006 (13pp).
- [18] M. Ali, I–N. Lin, Controlling morphology-structure of gold tiny particles, nanoparticles and particles at different pulse rates and pulse polarity, *Adv. Nat. Sci: Nanosci. Nanotechnol.* **10**, (2019) 025015 (14pp).
- [19] M. Ali, I–N. Lin, Formation of tiny particles and their extended shapes: origin of physics and chemistry of materials, *Appl. Nanosci.* **9**, (2019) 1367-1382.
- [20] M. Ali, I–N. Lin, C.–J. Yeh, Tapping Opportunity of Tiny-Shaped Particles and Role of Precursor in Developing Shaped Particles, *NANO* **13**, (2018) 1850073.
- [21] M. Ali, I–N. Lin, Phase transitions and critical phenomena of tiny grains carbon films synthesized in microwave-based vapor deposition system, *Surf. Interface Anal.* **51**, (2019) 389-399.
- [22] M. Ali, M. Ürgen, Switching dynamics of morphology-structure in chemically deposited carbon films -A new insight, *Carbon* **122**, (2017) 653-663.
- [23] M. Ali, Tiny-Shaped Particles Developing a Mono-Layer Shape Dealing with Localized Gravity and Levity at the Solution Surface, (2022). <http://arxiv.org/abs/1609.08047v29>
- [24] M. Ali, Atoms of None of the Elements Ionize While Atoms of Inert Behavior Split by Photonic Current, (2022). <http://arxiv.org/abs/1611.05392v28>

-
- [25] M. Ali, Atoms in Gaseous and Solid States and their Energy and Force Relationships under Transitional Behaviors, (2022). <https://doi.org/10.21203/rs.3.rs-88120/v4>
- [26] M. Ali, Structure Evolutions in Atoms of the Elements Executing Confined Interstate Electron Dynamics, (2022). <http://arxiv.org/abs/1611.01255v28>
- [27] M. Ali, Atomic Structure and Binding of Carbon Atoms, (2022). <https://www.preprints.org/manuscript/201801.0036/v12>
- [28] M. Ali, I-N. Lin, Gold Nanostructures and Microstructures with Tunable Aspect Ratios for High-Speed Uni- and Multidirectional Photonic Applications, *ACS Appl. Nano Mater.* **3**, (2020) 9410-9424.
- [29] J. Zhao, L. Yang, Structure Evolutions and Metallic Transitions in In_2Se_3 Under High Pressure, *J. Phys. Chem. C* **118**, (2014) 5445-5452.
- [30] V. N. Manoharan, Colloidal matter: Packing, geometry, and entropy, *Science* **349**, (2015) 1253751.
- [31] J. Park, *et al.*, 3D structure of individual nanocrystals in solution by electron microscopy, *Science* **349**, (2015) 290-295.
- [32] D. Jacobsson, *et al.*, Interface dynamics and crystal phase switching in GaAs nanowires, *Nature* **531**, (2016) 317-322.
- [33] T. Tuma, A. Pantazi, M. L. Gallo, E. Eleftheriou, Stochastic phase-change neurons, *Nature Nanotech.* **11**, (2016) 693-699.
- [34] J. Rensberg, *et al.*, Active Optical Metasurfaces Based on Defect-Engineered Phase-Transition Materials, *Nano Lett.* **16**, (2016) 1050-1055.
- [35] Y. Suzuki, G. Cardone, D. Restrepo, P. D. Zavatteri, T. S. Baker, F. A. Tezcan, Self-assembly of coherently dynamic, auxetic, two-dimensional protein crystals, *Nature* **533**, (2016) 369-373.
- [36] C. H. J. Evers, J. A. Luiken, P. G. Bolhuis, W. K. Kegel, Self-assembly of microcapsules via colloidal bond hybridization and anisotropy, *Nature* **534**, (2016) 364-368.

-
- [37] I. R. Epstein, B. Xu, Reaction–diffusion processes at the nano- and microscale, *Nature Nanotech.* **11**, (2016) 312-319.
- [38] A. Azizi, Spontaneous Formation of Atomically Thin Stripes in Transition Metal Dichalcogenide Monolayers, *Nano Lett.* **16**, (2016) 6982-6987.
- [39] M. Ürgen, Morphology and Structure of Carbon Films Deposited at Varying Chamber Pressure, (2022). <https://arxiv.org/abs/1802.00730v20>
- [40] M. Ali, I–N. Lin, C.–J. Yeh, Predictor Packing in Developing Unprecedented Shaped Colloidal Particles, *NANO* **13**, (2018) 1850109 (15 pages).
- [41] M. Mecklenburg, W. A. Hubbard, E. R. White, R. Dhall, S. B. Cronin, S. Aloni, B. C. Regan, Nanoscale temperature mapping in operating microelectronic devices, *Science* **347**, (2015) 629-632.
- [42] L. Ye, D. Hou, X. Zheng, Y. Yan, M. D. Ventra, Local temperatures of strongly-correlated quantum dots out of equilibrium, *Phys. Rev. B* **91**, (2015) 205106-8.
- [43] F. Menges, P. Mensch, H. Schmid, H. Riel, A. Stemmer, B. Gotsmann, Temperature mapping of operating nanoscale devices by scanning probe thermometry, *Nat. Commun.* **7**, (2016) 10874.
- [44] S. Kawai, A. S. Foster, T. Björkman, S. Nowakowska, J. Björk, F. F. Canova, L. H. Gade, T. A. Jung, E. Meyer, Van der Waals interactions and the limits of isolated atom models at interfaces, *Nat. Commun.* **7**, (2016) 11559.
- [45] A. Ambrosetti, N. Ferri, R. A. DiStasio Jr., A. Tkatchenko, Wavelike charge density fluctuations and van der Waals interactions at the nanoscale, *Science* **351**, (2016) 1171-1176.

Author's biography:



Mubarak Ali graduated from University of the Punjab with BSc (Phys & Math) in 1996 and MSc in Materials Science with distinction from Bahauddin Zakariya University, Multan, Pakistan (1998); his thesis work was completed at Quaid-i-Azam University Islamabad. He gained a Ph.D. in Mechanical Engineering from the Universiti Teknologi Malaysia under the award of the Malaysian Technical Cooperation Programme (MTCP;2004-07) and a postdoc in advanced surface technologies at Istanbul Technical University under the foreign fellowship of The Scientific and Technological Research Council of Turkey (TÜBİTAK, 2010). Dr. Mubarak completed another postdoc in nanotechnology at the Tamkang University Taipei, 2013-2014, sponsored by National Science Council, now M/o Science and Technology, Taiwan (R.O.C.). Presently, he is working as an Assistant Professor on the tenure track at COMSATS University Islamabad (previously known as COMSATS Institute of Information Technology), Islamabad, Pakistan (since May 2008, and the position renewal is in the process) and prior to that, worked as assistant director/deputy director at M/o Science & Technology (Pakistan Council of Renewable Energy Technologies, Islamabad, 2000-2008). The Institute for Materials Research, Tohoku University, Japan, invited him to deliver a scientific talk. He gave several scientific talks in various countries. His core area of research includes materials science, physics & nanotechnology. He was also offered a merit scholarship for the Ph.D. study by the Higher Education Commission, Government of Pakistan, but he did not avail himself of the opportunity. He earned a diploma (in English) and a certificate (in the Japanese language) in 2000 and 2001, respectively, part-time from the National University of Modern Languages, Islamabad. He is the author of several articles available at the following links; https://www.researchgate.net/profile/Mubarak_Ali5 & <https://scholar.google.com.pk/citations?hl=en&user=UYjvhDwAAAAJ>