

Article

Not peer-reviewed version

---

# Experimental Demonstration of Gravitational Impact on the Speed of Light

---

[Enbang Li](#) \*

Posted Date: 12 May 2025

doi: 10.20944/preprints202505.0764.v1

Keywords: Speed of light; optical fibre; gravity



Preprints.org is a free multidisciplinary platform providing preprint service that is dedicated to making early versions of research outputs permanently available and citable. Preprints posted at Preprints.org appear in Web of Science, Crossref, Google Scholar, Scilit, Europe PMC.

Copyright: This open access article is published under a Creative Commons CC BY 4.0 license, which permit the free download, distribution, and reuse, provided that the author and preprint are cited in any reuse.

## Article

# Experimental Demonstration of Gravitational Impact on the Speed of Light

Enbang Li

School of Physics, Faculty of Engineering and Information Sciences, University of Wollongong, Australia;  
enbang@uow.edu.au

**Abstract:** A cornerstone of Einstein's special relativity is the postulation that light travels at a constant velocity in vacuum throughout spacetime, independent of the direction, location, time and photon-energy. The constancy and universality of the speed of light play an important role in modern physics for understanding the universe, and their validation has been demonstrated by various experiments and observations. Here we present an experiment to demonstrate that photons could interact with the Earth gravitational field and consequently the speed of light would be affected by the Earth gravity. The experimental results show that the speed of light increases with the gravitational field and the variation fits with a test model proposed in this work. The finding of this work would open a new research direction on the interaction between photons and the gravitational field and could lead to explore novel gravito-optic effects and photonics-based gravity detection technologies.

**Keywords:** speed of light; optical fibre; gravity

## Introduction

The speed of light, denoted as  $c$ , is a fundamental constant in physics, representing the maximum speed at which all energy, matter, and information can travel. This constant has played an important role in the development history of modern science, particularly physics. It took a long time before people concretely realised that light travels in a finite speed. In developing his famous equations, James Clerk Maxwell unified electricity, magnetism, as well as optics by describing light as an electromagnetic wave propagating at speed  $c$  [1]. In 1905, Albert Einstein postulated that the speed of light in a vacuum is constant and independent of the observer's motion in the special theory of relativity [2]. The speed of light  $c$  appears in the most famous formula  $E = mc^2$  and in the Einstein field equation of the general theory of relativity as a constant [3]. The speed of light also plays crucial roles in developing other modern physical theories [4], such as quantum electrodynamics [5], quantum chromodynamics [6], and the Standard Model of particle physics [7]. The constancy and universality of the speed of light not only make it a cornerstone in our understanding of the physical universe, but also underpins numerous technologies, including optical communications where fiber-optic cables transmit data as light pulses, enabling high-speed internet and telecommunications and the speed of light dictates data transmission rates and latency in these systems. In the Global Positioning System (GPS), satellites rely on precise time measurements to triangulate positions on Earth, so even minor inaccuracies in the speed of light would result in significant errors in location determination. Currently, the precise value of  $c$  in a vacuum is exactly 299,792,458 meters per second. This value has been utilised to redefine the metre, the standard of length unit [8].

Research on the speed of light has evolved from simple measurements to sophisticated theoretical and experimental investigations, addressing both its fundamental nature and practical implications [9]. Even though that it is still mystery why the speed of light is the same in all inertial frames of reference, various experiments and observations (including the recently detected gravitational waves) have verified this assumption [10].

In a medium, light usually propagate at a speed which is different from  $c$ . This speed is dependent on the types of light wave and a property of the medium, called susceptibility which

determines the refractive index of the medium [11]. As well known, the refractive index of a material is a function of the light's frequency, intensity, polarization, or direction of propagation, and by applying external electric or magnetic fields to a material, its refractive index and hence the travelling speed of light in it can be modified and controlled. These electro-optic and magneto-optic effects have been thoroughly investigated and explored for a wide range of applications.

In modern physics, the postulation of constant speed of light has become a cornerstone of both special and general theories of relativity and can be more generally expressed as the Lorentz invariance or Lorentz symmetry. Therefore, searching for Lorentz invariance violation (LIV) is now a major task to test the quantum gravity theories in which the quantum theory and the theory of general relativity will be merged into a unified framework. Detections of variations of the speed of light with the photon energies or time are a way to test the existence of LIV and various astronomical and cosmological observations have been carried by utilising the electromagnetic radiations and neutrinos from gamma-ray bursts as well as the synchrotron radiation from numerous origins [12–17]. In optics and photonics research areas, superluminal and subluminal light speeds in free space have also been investigated by the introduction of transverse structure to the light beam or by controlling the group velocities of the space-time wave packets [18–20].

Even though that the general theory of relativity predicts that light waves or photon motions would be affected by the gravitational fields [21], the interactions between the gravity and light or photons and any possible gravito-optic effects caused by the interactions have not been widely investigated. Here we present an experiment to demonstrate that photons could interact with the Earth gravitational field and consequently the speed of light would be affected by the Earth gravity. The finding of this work will not only attempt one of the most fundamental issues in physics, but also opens a direction for developing photonics-based gravity detection technologies which will find applications in mineral exploration as well as gravimetry for detecting unobservable structures.

## Test Model of Interaction Between Earth Gravity and Photons

The gravity generated by Earth is

$$g = \frac{GM_{\oplus}}{R^2}, \quad (1)$$

where,  $G$  is the Newtonian constant of gravitation,  $M_{\oplus}$  is the mass of Earth, and  $R$  is the distance from the test point to the centre of Earth.

The dependence of  $g$  on  $R$  can be calculated as

$$\frac{dg}{g} = -2 \frac{dR}{R}. \quad (2)$$

As it would be expected, any possible interaction between the Earth gravity and the photons should be extremely weak, hence it is reasonable to assume that the speed of light is a function of  $g$  as

$$c(g) = c_0(1 + \alpha g), \quad (3)$$

where,  $c_0$  is the speed of light when there is no gravitational field and  $\alpha$  is a parameter representing the dependence of the speed of light on the gravity. If  $\alpha$  is positive, then the speed of light will increase with the gravity, and vice versa.

Therefore, if we can experimentally determine the sign and value of  $\alpha$ , we can know whether the speed of light is increasing or decreasing with the variation of gravity.

Taking the differential of  $c$  with respect of  $g$ , we have

$$\frac{dc}{dg} = c_0\alpha, \quad (4)$$

or

$$\frac{dc}{c} = \alpha \frac{dg}{1 + \alpha g} \cong \alpha dg. \quad (5)$$

If we let the light signals coming from a single source to travel the same distance of  $L$  but under two different gravitational fields, and if the speed of light is gravity-dependent with the assumed form of Eq(3), a time delay would be produced and can be expressed as

$$\Delta t = \frac{L}{c(g_2)} - \frac{L}{c(g_1)}. \quad (6)$$

On Earth surface, one can utilise the difference of the gravities at different heights to test if the speed of light has any dependence on the gravity. The time delay can be expressed as

$$\frac{\Delta t}{t} = -\frac{\Delta c}{c} = -\alpha \Delta g = 2\alpha g \frac{\Delta R}{R}. \quad (7)$$

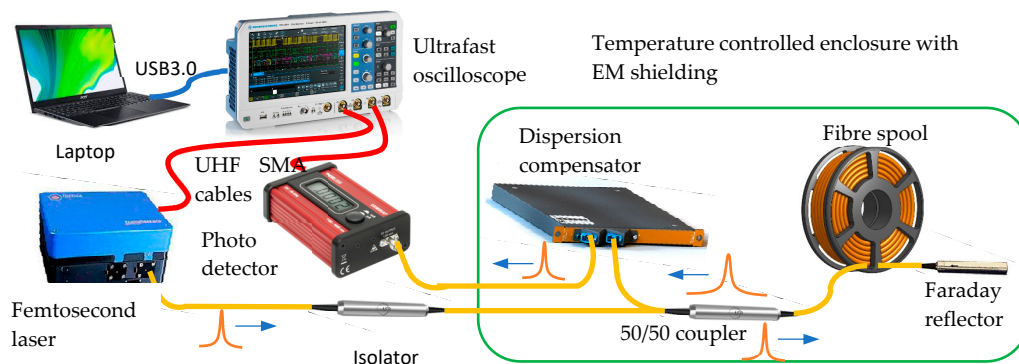
One way is to send an optical pulse to a distant reflector and measure the time when the light signal returns to the light source. If we carry out the tests at different attitudes above the ground surface, we could test if the speed of light is constant under the influence of the Earth gravity. This type of experiments can be done in free space or using optical fibres. If in the free space, the tests will be on the speed of light,  $c$ . If in media such as optical fibres, the tests will be on the speed of light in the fibres, that is the group velocity ( $v_g$ ).

If we carry out the tests at the ground where  $R = R_\oplus$  (the radius of Earth), and on a level  $H$  above the ground level where  $\Delta R = H$ , by comparing the times used for a light signal traveling the same length at different gravities, we can test that if the Earth gravity would generate any impact on the speed of light in the fibre. Since normally  $H \ll R_\oplus$ , we can have

$$\Delta t = 2\alpha g L H / R_\oplus v_g. \quad (8)$$

## Experiments and Results

In order to experimentally demonstrate the test model described above, we designed an optical fibre system as schematically shown in Figure 1. (see Methods for more details). Laser pulses from a femtosecond fibre laser was sent to a spool of 10km optical fibre through an optical isolator and a 50/50 directional coupler. The laser pulses were reflected back by an in-fibre Faraday mirror connected at the end of the fibre spool. By this way, the actual travel length of the laser pulses is 20 km. The reflected laser pulses coming out of the directional coupler was connected to a chromatic dispersion compensator to compress the broaden laser pulses. The compressed optical pulses were detected by an ultrafast photodetector and the signals were recorded by real-time digital oscilloscope with a signal bandwidth of 16 GHz and a sampling rate of 40 GSa/s. Since the transmission characteristics of the optical fibre are extremely sensitive to various environmental parameters, including temperature, pressure and humidity, it is crucial to eliminate these effects from that caused by the change of gravity. To that end, we designed a temperature control system which maintains the temperature of all fibre-optic components and the fibre spool at a constant value during the experiments. A sealed enclosure with EM shielding was also built to isolate the air flows which may cause changes of pressure and humidity in the process of the experiments. The whole experimental system could be mounted on trolleys and transportable for field tests. The fibre laser and photodetector as well as the temperature control system were powered by an UPS power supply, therefore, there was no power interruption during the transfer of the experimental set-up.

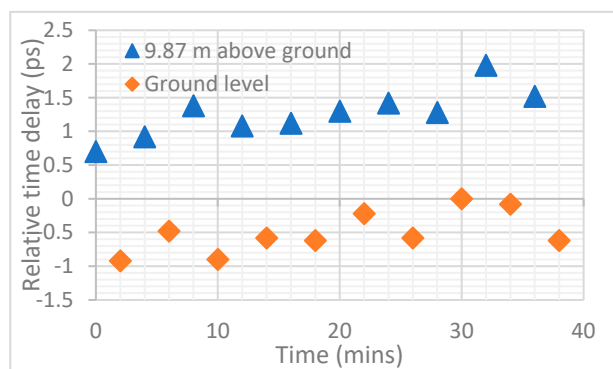


**Figure 1.** A schematic diagram of the experimental setup for measuring dependence of the speed of light on the gravitational field.

In order to measure the time delays under different gravities, we carried out the tests inside the lifts in the buildings on campus. We set up the temperature at 30.0 °C for all of the tests. During the test period, the change of the temperature inside the enclosure was less than 1°C and no change was observed on the digital displays of the temperature controllers. Therefore, it was believed that the temperature change of the optical system should be less than 0.1°C. The humidity inside the lifts were monitored by using a TRH22 digital relative humidity meter and no obvious changes were observed during the test period. The air pressures in the lifts and inside the enclosure were measured with a Testo 512 digital manometer. The pressure inside the enclosure was constant while the pressure in the lifts changed with the height within a range of 1.3 hPa.

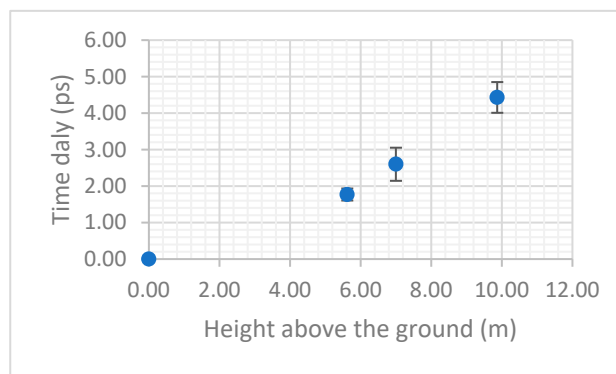
Tests were carried out in an equal time manner, that is, one measurement was done at one level and then at another level in two minutes time, and tests were repeated multiple times. For every measurement, data were collected and averaged for 30s for each height level. Shown in Figure 2 (a) are the measured relative time delays for the ground level and those for a level of 9.87 m above the ground level. It can be seen that different time delays have been detected when the measurements were carried out at different height levels. With the experimental set-up we built, the only factor which could cause the delay difference would be the different gravitational fields at the two levels. It is also clear that the light pulses take longer time traveling at a level above the ground level than that on the ground level where the gravitational field is stronger. This clearly demonstrates that the speed of light in the optical fibre would increase with the gravitational field.

In order to further verify the above results, we conducted more tests in the same lift but with a height difference of 5.62 m and also inside a second lift in another building by selecting a height difference of 7.0 m. For all of the tests carried out, we took the ground level as the reference to calculate the time delay difference between the time delay at a level and that measured in two minutes at the ground level to minimise any possible influences other than the difference in gravity. Plotted in Figure 2 (b) are the time delays measured at different levels above the ground level. It is obvious that the time delay increases with the height above the ground level following a nearly linear relation, which further demonstrates that the speed of light traveling in the optical fibre increases with the Earth gravity. From the measured data, we can obtain an average slope and by employing Eq (8) with following parameters:  $L = 20 \text{ km}$ ,  $R_{\oplus} = 6378 \text{ km}$  and  $v_g = 3 \times 10^5 / 1.4682 = 2.043 \times 10^5 \text{ km/s}$ , we can calculate  $\alpha = 1.37 \times 10^{-2} \text{ s}^2/\text{m}$ .



(a)





(b)

**Figure 2.** (a) Experimental results. Relative time delays measured at the ground level and at a height of 9.87 m above the ground level. Measurements were carried out in every 2 minutes and repeated 10 times. (b) Measured time delays as a function of heights above the ground.

## Discussion and Conclusion

In 1911, Einstein considered the variation of the speed of light caused by the gravitational time dilation and predicted that the speed of light would increase with the gravitational potential  $\phi$  following the relation  $c = c_0(1 + \frac{\phi}{c^2})$ , where  $c_0$  is the speed of light that Einstein defined at the coordinate origin [22]. If we compare this equation with Eq.(3) and by considering the Earth gravitational field, we can readily obtain an expression for the constant  $\alpha$  in Eq.(3) as  $\alpha = R_{\oplus}/c^2$ . By using the parameters for our experiments, we have  $\alpha = 1.6 \times 10^{-10} \text{ s}^2/\text{m}$ , which is 8 orders of magnitude smaller than the value determined by the experiments. This could demonstrate that it is the gravity  $g$  rather than the gravitational potential  $\phi$  that affects the speed of light.

In conclusion, we have experimentally demonstrated that the speed of light in optical fibres increases with the Earth gravity  $g$ . To the best of our knowledge, this is the second experiment aiming to verify the interactions between the photons and the Earth gravitational field in the laboratory environments after the famous Pound–Rebka experiment carried out in 1959 on the gravitational redshift [23]. The tests presented here can be repeated and verified in most optics and photonics laboratories. It should be stressed that the speed of light discussed here is the local speed rather than the speed of light measured by a distant observer and the reported results are for optical fibres. The mechanism responsible for the observed phenomena is unknown and should be further investigated.

## Methods

An ultrafast erbium fiber laser system, FemtoFiber pro, (from TOPTICA Photonics) is used as the light source in the experimental set-up as shown in Figure 1. The master-oscillator of FemtoFiber pro operates at 80 MHz repetition rate for the 1560 nm fundamental wavelength. The average power of the seed laser pulses from the FC/APC fibre output port is 1 mW and the pulse width (after a 2 m long fibre patch cord) is measured as 550 fs by using an auto-correlator. The optical fibre used in the experiments is 10 km long SMF28e (G.652.D) fiber in a spool of 23 cm (D) x 11 cm (H). In order to maintain the laser pulse shape after the return transmission of 20 km fibre length, a dispersion compensation module (DCMS-SM-C100%-020-LCP-05, from Yangtze Optical System Corp. Ltd, Wuhan, China) is employed to compensate the chromatic dispersion generated by the fibre. An ultrafast photodetector (DXM30BF, from ThorLabs) with a bandwidth larger than 30 GHz in the 750 nm - 1650 nm wavelength range is used to convert the optical signal to electrical signal. The equipment used for real-time pulse recording is a digital oscilloscope (RTP164B, from Rohde & Schwarz) with a signal bandwidth of 16 GHz and a sampling rate of 40 GSa/s. The laser pulse width directly measured by using the photodetector and the digital oscilloscope is 90 ps, which is limited by the bandwidths and time responses of the measurement instruments.

In order to precisely measure the delay time of the laser pulses after traveling 20 km long optical fibre, the RF-Sync output (ie the Oscillator Monitor Output) from the FemtoFiber pro is used as the triggering signal for the digital oscilloscope to record the detected laser pulses. Therefore, by measuring the pulse peak position, we can achieve the measurements of the delay time. The resolution of the delay measurement is 0.1 ps. A MATLAB code has been developed for transferring the measurement data from the digital oscilloscope to a laptop computer.

In order to achieve precise temperature control for the optical system, two copper enclosures, one for the fibre spool and another for other optical components, are manufactured. Silicone rubber heating wires are uniformly wound around the enclosures as the heating elements and 2 cm thick insulating foams are glued to the outsides of the enclosures for thermal insulation and sealing purpose. The copper enclosures are also electrically grounded to shield any possible EM interferences. PT100 temperature sensors are attached to the copper enclosures and connected to two independent digital temperature controllers. All the passive components of the optical system are arranged in a plastic box to further isolate the optical components from the environment.

**Data Availability:** Data sets generated during the current study are available from the corresponding author on reasonable request.

**Acknowledgements:** The author would like to thank Roger Lewis, Anatoly Rosenfeld and Michael Lerch for their supports and useful discussions. The technical supports provided by Tristen Tan and Raja Pillai from Rohde & Schwarz Australia Pty Ltd are also acknowledged.

## References

1. Maxwell, J. C. VIII. A dynamical theory of the electromagnetic field. *Philosophical Transactions of the Royal Society of London* **155**, 459-512 (1865).
2. Einstein, A. Zur Elektrodynamik bewegter Körper. *Annalen der Physik* **322**, 891-921 (1905).
3. Einstein, A. Die Grundlage der allgemeinen Relativitätstheorie. *Annalen der Physik* **354**, 769-822 (1916).
4. Serway, R. A., Moses, C. J. & Moyer, C. A. *Modern Physics*. (Cengage Learning, 2004).
5. Jentschura, U. D. & Adkins, G. S. *Quantum Electrodynamics: Atoms, Lasers And Gravity*. (World Scientific Publishing Company, 2022).
6. Kovchegov, Y. V. & Levin, E. *Quantum Chromodynamics at High Energy*. (Cambridge University Press, 2023).
7. Grossman, Y. & Nir, Y. *The Standard Model: From Fundamental Symmetries to Experimental Tests*. (Princeton University Press, 2023).
8. Mares, J. *et al.* Shadows over the speed of light. *Physica Scripta* **T151** (2012).
9. Grandy, D. *The Speed of Light: Constancy + Cosmos*. (Indiana University Press, 2009).
10. Abbott, B. P. *et al.* Observation of Gravitational Waves from a Binary Black Hole Merger. *Physical Review Letters* **116** (2016).
11. Jackson, J. D. *Classical electrodynamics*. 2nd edn, (Wiley, 1975).
12. Amelino-Camelia, G., Ellis, J., Mavromatos, N., Nanopoulos, D. & Sarkar, S. Tests of quantum gravity from observations of  $\gamma$ -ray bursts. *Nature* **393**, 763-765 (1998).
13. Jacobson, T., Liberati, S. & Mattingly, D. A strong astrophysical constraint on the violation of special relativity by quantum gravity. *NATURE* **424**, 1019-1021 (2003).
14. Jacob, U. & Piran, T. Neutrinos from gamma-ray bursts as a tool to explore quantum-gravity-induced Lorentz violation. *NATURE PHYSICS* **3**, 87-90 (2007).
15. Abdo, A. *et al.* A limit on the variation of the speed of light arising from quantum gravity effects. *NATURE* **462**, 331-334 (2009).
16. Addazi, A. *et al.* Quantum gravity phenomenology at the dawn of the multi-messenger era-A review. *PROGRESS IN PARTICLE AND NUCLEAR PHYSICS* **125** (2022).
17. Song, H. & Ma, B. Examining Lorentz invariance violation with three remarkable GRB photons. *PHYSICS OF THE DARK UNIVERSE* **47** (2025).
18. Giovannini, D. *et al.* Spatially structured photons that travel in free space slower than the speed of light. *SCIENCE* **347**, 857-860 (2015).

19. Kondakci, H. & Abouraddy, A. Optical space-time wave packets having arbitrary group velocities in free space. *NATURE COMMUNICATIONS* **10** (2019).
20. Yessenov, M. *et al.* Space-time wave packets localized in all dimensions. *NATURE COMMUNICATIONS* **13** (2022).
21. Blandford, R. D. A century of general relativity: Astrophysics and cosmology. *Science* **347**, 1103-1108 (2015).
22. Einstein, A. The influence of the force of gravity on the dispersion of light. *Annalen der Physik* **35**, 898-908 (1911).
23. Pound, R. V. & Rebka, G. A. Jr. Gravitational red-shift in nuclear resonance. *Physical Review Letters* **3**, 439-441 (1959).

**Disclaimer/Publisher's Note:** The statements, opinions and data contained in all publications are solely those of the individual author(s) and contributor(s) and not of MDPI and/or the editor(s). MDPI and/or the editor(s) disclaim responsibility for any injury to people or property resulting from any ideas, methods, instructions or products referred to in the content.