

SOCIO-DEMOGRAPHIC STATUS

Socio-Demographic Status: Theory, Methods and Applications**Kabir Bindawa Abdullahi**

Umaru Musa Yar'adua University, Katsina, Nigeria

Email: kabir.abdullahi@umyu.edu.ng

Abstract

Our socio-demographic status is determined by socio-demographic position and success. In the theoretical frame works, little was known about the theory, quantification and evolutionary mechanism of socio-demographic status of individual(s). This paper proposed theoretical assumptions for the evolution of socio-demographically unique population. Seven (7) factors (the driving forces) and eight (8) conditions responsible for the evolution of socio-demographically unique population were identified and explained. The evolutionary transitions were organized into six (6) socio-demographic ranks. The paper also identifies the basic features that clarify our understanding about the conception of socio-demographic status of an individual(s) as common, universal and desirable positions, achievements, and advantages every individual strives and competes to attain, achieve and maintain which are determined by biological and social environments, driven and regulated by a continuum of competitions. The paper presents a new dimension for the quantitative assessment of an individuals' socio-demographic status and the established hierarchical transitions.

Keywords: Socio-demographic positions; Socio-demographic success; Socio-demographic evolution; Socio-demographic hierarchy; Mechanism; Quantitative Assessment.

SOCIO-DEMOGRAPHIC STATUS

Introduction

In our daily life, we proud to compete within the social environment because of the social positions and successes we have attained. In an academic, occupational, and family structure, we proud of our socio-demographic profiles (status). Likewise, different social communities and societies proud for their individual's socio-demographic profiles. which are indicators of their socio-economic development.

When we think of our socio-demographic characteristics, we think of what social attributes and elements (e.g education, occupation, family structure), and advantages are essential for us to competes and acquire. We also reflect what biological and demographic advantages (e.g gender and age) we have acquired in our life and survival. Each of us competes for socio-demographic advantages with varying speeds. Our speed to for the attainment of highest socio-demographic status (socio-demographic position and success) are controlled and regulated by biological and social competitions, and also influenced by the biological and social environments. This competitive regulation and influences of biological and social environments result to the evolution of socio-demographically unique population of individuals. Demographers, sociologist, social psychologist and evolutionary biologist are highly interested in the mechanism responsible for these socio-demographic changes in a population of individuals.

In research, socio-demographic characteristics of a population or individual have been essentially investigated to provide a correlated understanding about a certain phenomena. For instance, in medical research, lifestyle diseases, disease occurrences, diseases severity, and disease susceptibility are correlated with socio-demography (Trent & South, 1992; Ramirez et al., 1993; Kravdal, 2002; Skrzypczak, 2009; Bai *et al.*, 2015). However, it is a philosophical tradition for every research in social population must be accompanied by a socio-demography (Thomas *et al.*, 2006). Despite this philosophy, judgment about population or individual's socio-demographic characteristics is based on frequencies and percentages, odd ratio, cluster statistics are usually used. Higher and advanced statistical analyses (such as ANOVA and its counterpart nonparametric approaches) are impossible because: (a) suitable sociometric analysis is inaccessible to cumulate the results of all socio-demographic attributes into a one meaningful

SOCIO-DEMOGRAPHIC STATUS

result, thus the socio-demographic attributes in question are correlated and presented separately, (b) it is difficult to express the result as per-respondent. Moreover, the literal and theoretical meaning of what socio-demographic status refers from dictionaries and theoretical works have not presented a clear theoretical explanations and methodological quantification. Furthermore, even the well established social theories of Karl Marx, (1959) and Max Weber (1921/2015) about social hierarchy and status was based on one or two attributes (such as prestige, power, dominance, materialism, productivity, occupation or skills) and has no clear quantitative guidelines.

This paper attempts to provide basic features of quantitative socio-demography (socio-demographic status) and how the various socio-demographic attributes and elements are interrelated, correlated and quantified.

Socio-demographic Status: The General Features

- Socio-demographic status refers to the sociological and demographic attributes acquired by an individual(s) in a population that determine his/her socio-demographic positions or niches, socio-demographic roles, and as well as the correlating socio-demographic advantages he/she attains and succeeds. It informs us about the socio-demographic profile of an individual(s).
- Socio-demographic status is a motivational construct. It comprised of common, universal and desirable positions, achievements, and advantages every individual strives and competes to attain, achieve and maintain. The commonality and universality nature of socio-demographic status distinguishes it from race, ethnicity, religiosity, urbanization, geographical location, materialism, and social power.
- Socio-demographic status transcends a specific attribute. It integrates severally universal attributes common to all people (such as education, occupation, family and others) and common to all populations (such as gender and age).
- Socio-demographic attributes are ordered and ranked by acquisition and advantage respectively relative to others. The acquisition of socio-demographic attributes follows an ordered system one upon the other over a time. Within each acquired attribute there exists a varying degrees of elements (advantages) ordered in a continuum of ranks.

SOCIO-DEMOGRAPHIC STATUS

First acquired attribute: age (elements: childhood, adolescent and adulthood) → second acquired attribute: education (elements: basic/student, post basic/teacher, tertiary/researcher) → third acquired attribute: occupation (elements: lower class, middle class and higher class) → fourth acquired attribute: family (elements: separated/divorced, widow and married).

The number of elements within each attribute depends on the social construct of the population, and the categories established. Each element represents an order of acquired advantage relative to the other elements. These elements are created by continuum of competition (through genetic competition → physiological competition → Demographic competition → psychosocial competition).

- Socio-demographic status is biologically and socially (i.e biological and social environments) acquired and controlled in a systematic and hierarchical order of interrelated elements. Such an elements form the basis of variability within each socio-demographic attributes.

Gender is biologically acquired. Age is acquired by the combination of biological and social environments. Education, occupation and family are all acquired in a social environment.

- Socio-demographic status determines the socio-demographic position (social configuration) and socio-demographic success (socio-demographic score) what identifies socio-demographic uniqueness (mechanism through the continuum of competitions → genetic selection → physiological selection → demographic selection → psychosocial selection → psychosocial fitness → socio-demographic evolution) of an individual(s). Socio-demographic position and socio-demographic success are two correlating factors that define social status of an individual(s).

SOCIO-DEMOGRAPHIC STATUS

Determinants of socio-demographic status**A. Socio-demographic Position (SDP)**

Socio-demographic positions refer to the common, universal and desirable social niches and roles everyone is competing and striving to attain and acquire in a social structure. It informs us about the socio-demographic position and role of an individual(s) regardless of the degree of his/her success. For instance, one might desire to become an emirate professor, a consultant engineer, a consultant medical doctor, a businessman, a permanent secretary, a great grandfather/mother of his/her children, or hope to attain a combination of some of these positions, within a competitive population regardless of whether he/she made a significant achievements relate to that position.

Measurement of socio-demographic position

Socio-demographic configurations (SDc). It expresses the socio-demographic niches and roles of an individual(s) in a population. The assessment of socio-demographic configuration requires an empirical data collected by an established questionnaire. The collected data is then organized, ranked based on the degree of advantage acquired from a set of socio-demographic elements in each socio-demographic attributes. The socio-demographic element's rank number is then sociometrically analyzed using Kab's multiple factor analysis (Abdullahi, 2019) to obtain the configuration result.

Instrument for Data Collection. Structured questionnaire is used in this case. The items of the questionnaire should present the appropriate selection of the common and universal socio-demographic attributes and their elements. Figure 1 and 2 provided a sample of a questionnaires that can be used.

SOCIO-DEMOGRAPHIC STATUS




Figure 1: Showing a sample of questionnaire instrument for quantitative determination of common socio-demographic position

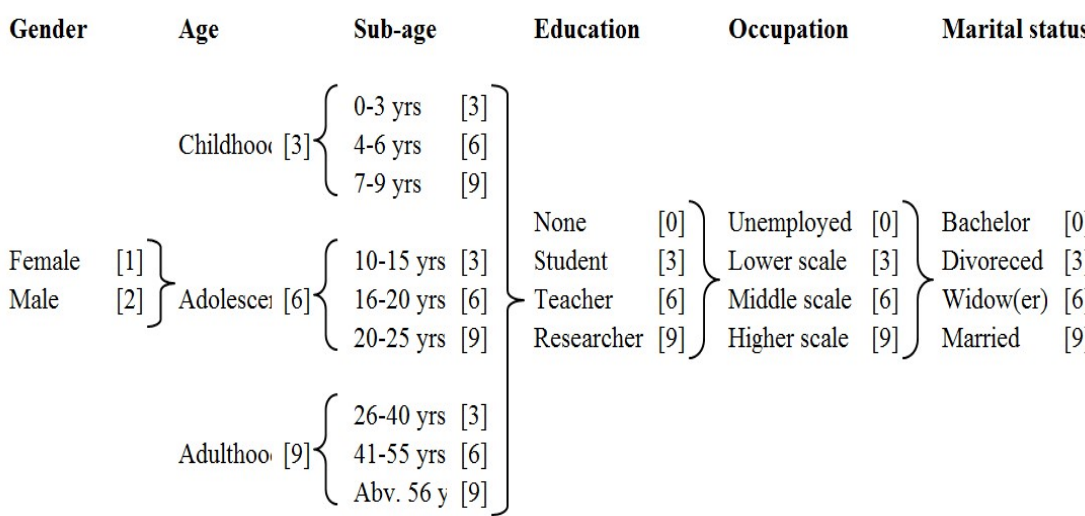


Figure 2: Showing a sample of questionnaire instrument for quantitative determination of common socio-demographic position

SOCIO-DEMOGRAPHIC STATUS

Instrument for Sociometric Data Analysis. Due to the consideration for multiple socio-demographic attributes, Kab's multiple factor analysis (Abdullahi, 2019) can be used to calculate the socio-demographic configuration. It is expressed by equation (1) and (2) as follow:

$$SDc = \left(\frac{FSERN}{1} + \frac{SSERN}{10} + \frac{TSERN}{100} + \dots \dots \dots \frac{xSERN}{10^y} \right) - 1 \dots \dots \dots (1)$$

If socio-demographic attribute is uncommented by gender involved, the equation become

$$SDc = \left(\frac{FSERN}{1} + \frac{SSERN}{10} + \frac{TSERN}{100} + \dots \dots \dots \frac{xSERN}{10^y} \right) \dots \dots \dots (2)$$

Where:

$y = (0, 1, 2, 3, \dots \dots \dots)$

SDc = Socio-demographic configurations.

$FSERN$ = Socio-demographic element's rank number of the first acquired attribute.

$SSERN$ = Socio-demographic element's rank number of the second acquired attribute.

$TSERN$ = Socio-demographic element's rank number of the third acquired attribute.

$xSERN$ = Last socio-demographic element's rank number of the last acquired attribute.

Note: The determination of a specific socio-demographic element's rank number $xSERN$ requires a simple ranking as described by Kab's multiple factor analysis (Abdullahi, 2019). A specific attribute (e.g gender, or any others) can be uncommented (i.e eliminate or ignore its role as a source of variability within) without altering the pattern, order, system, hierarchy, and rules. For instance, 2.9639 of a male socio-demographic position can be uncommented by gender, or family attribute to 0.9639 or 2.9630 respectively.

Result of Sociometric Data Analysis. The socio-demographic configuration of an individual(s) is not to be approximated, because each digit of the configuration represents a particular attribute. The number of digits determines the number of socio-demographic attributes an individual acquired, and differences in each digit over others represent a variation within the individuals in the population. If the first digit of the SDc result is uncommented (i.e gender), higher SDc shows higher the social advantage, position, and role.

Further Statistical Analysis. It is possible to run a number of statistical analysis such MANOVA and other alternate non-parametric methods because the result can be calculated per individual. The per-respondent result provides analysis of variation that exists between

SOCIO-DEMOGRAPHIC STATUS

individuals in a given sampled population. Other factors such as race, ethnicity, religiosity, urbanization, geographical location, materialism, and value system can be considered as a source of variation between populations. Statistical analysis provides hallmark evidence upon which generalization can be made.

B. Socio-demographic Success (SDS)

Socio-demographic success refers to the common, universal and desirable social achievements, victories, triumphs everyone is competing and striving to attain and acquire in a social structure. It informs us about the socio-demographic achievements of an individual(s) regardless of his/her position(s). For instance, one might desire to become the most successful professor, the most successful engineer, the most successful medical doctor, the most successful businessman, the most successful civil servant, and etc, within a competitive population regardless of his/her socio-demographic positions.

Different forms of socio-demographic success

Depending on the social specification of a given population, the following socio-demographic successes can be evaluated.

- i. Common socio-demographic success. In general socio-demographic structure. This applied to all individuals. It is a general and common approach irrespective of one expertise (Refer to figure 3 and 4). For a guided example of questionnaire approach and the ranking of its socio-demographic elements.
- ii. Academic socio-demographic success. Socio-demographic success in an academic structure and environment (Refer to figure 5). For a guided example of questionnaire approach and the ranking of its socio-demographic elements.
- iii. Business socio-demographic success. Socio-demographic success in a business structure and environment (Refer to figure 6). For a guided example of questionnaire approach and the ranking of its socio-demographic elements.
- iv. Occupational socio-demographic success. Socio-demographic success in an occupational structure and environment (Refer to figure 7). For a guided example of questionnaire approach and the ranking of its socio-demographic elements.

SOCIO-DEMOGRAPHIC STATUS

- v. Family socio-demographic success. Socio-demographic success in a family structure and environment (Refer to figure 8). For a guided example of questionnaire approach and the ranking of its socio-demographic elements.

Gender	Age	Sub-age	Education	Occupation	Marital status
Female [1] Male [2]	Childhood [1]	0-3 yrs [1]	None [0] Basic [1] Post basic [2] Tertiary [3]	Unemployed [0] Lower scale [1] Middle scale [2] Higher scale [3]	Bachelor [0] Divoreced [1] Widow(er) [2] Married [3]
		4-6 yrs [2]			
		7-9 yrs [3]			
	Adolescence [2]	10-15 yrs [1]			
		16-20 yrs [2]			
		20-25 yrs [3]			
	Adulthood [3]	26-40 yrs [1]			
		41-55 yrs [2]			
		Abv. 56 yrs [3]			

Figure 3: Showing a sample of questionnaire instrument for quantitative determination of common socio-demographic success

Gender	Age	Sub-age	Education	Occupation	Marital status
Female [1] Male [2]	Childhood [1]	0-3 yrs [1]	None [0] Student [1] Teacher [2] Researcher [3]	Unemployed [0] Lower scale [1] Middle scale [2] Higher scale [3]	Bachelor [0] Divoreced [1] Widow(er) [2] Married [3]
		4-6 yrs [2]			
		7-9 yrs [3]			
	Adolescence [2]	10-15 yrs [1]			
		16-20 yrs [2]			
		20-25 yrs [3]			
	Adulthood [3]	26-40 yrs [1]			
		41-55 yrs [2]			
		Abv. 56 y [3]			

Figure 4: Showing a sample of questionnaire instrument for quantitative determination of common socio-demographic success

SOCIO-DEMOGRAPHIC STATUS

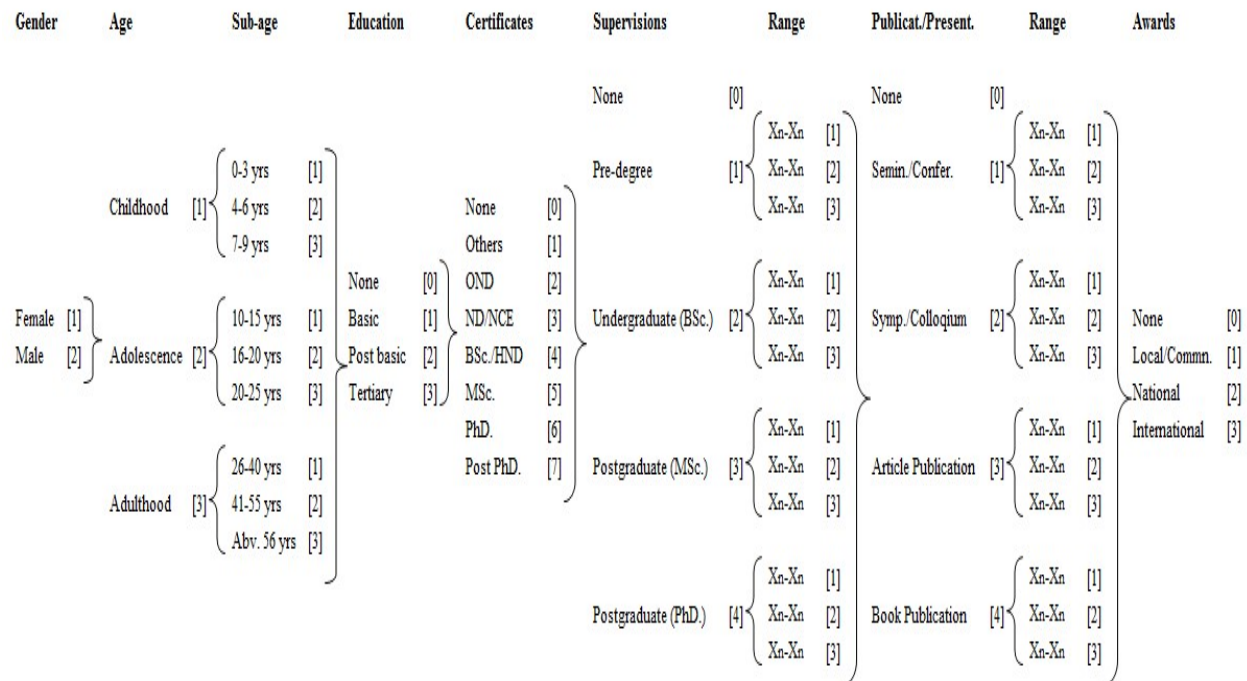


Figure 5: Showing a sample of questionnaire instrument for quantitative determination of academic socio-demographic success

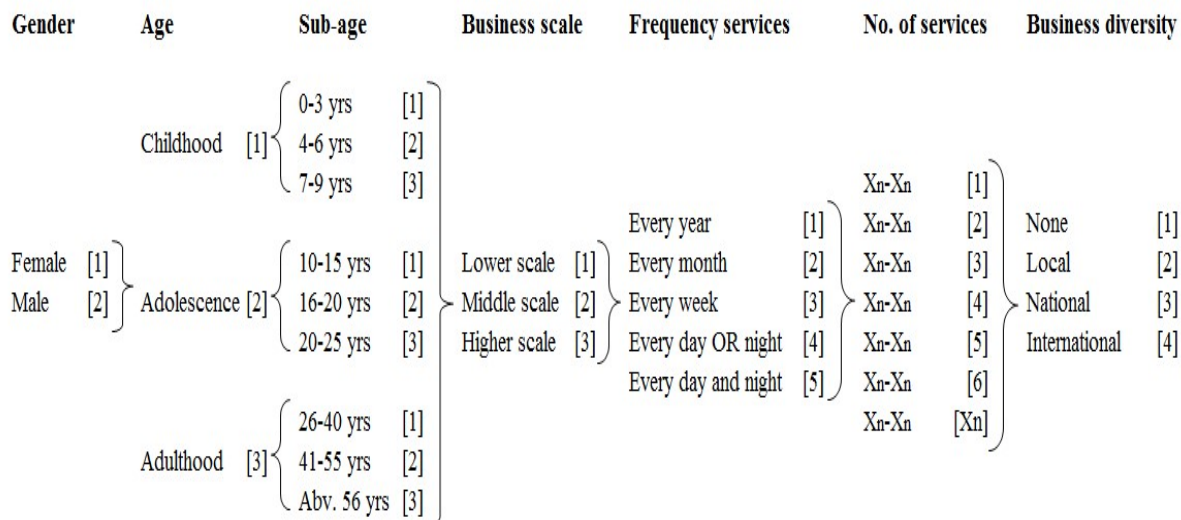


Figure 6: Showing a sample of questionnaire instrument for quantitative determination of business socio-demographic success

SOCIO-DEMOGRAPHIC STATUS

Gender	Age	Sub-age	Year of service	Grade level	Appointment
Female [1] Male [2]	Childhood [1]	0-3 yrs [1]	Xn-Xn yrs [1]	X1 [1]	X1 [1]
		4-6 yrs [2]	Xn-Xn yrs [2]	X2 [2]	X2 [2]
		7-9 yrs [3]	Xn-Xn yrs [3]	X3 [3]	X3 [3]
			Xn-Xn yrs [4]	X4 [4]	X4 [4]
	Adolescence [2]	10-15 yrs [1]	Xn-Xn yrs [5]	X5 [5]	X5 [5]
		16-20 yrs [2]	Xn-Xn yrs [6]	X6 [6]	X6 [6]
		20-25 yrs [3]	Xn-Xn yrs [7]	X7 [7]	X7 [7]
			Xn-Xn yrs [8]	X8 [8]	X8 [8]
	Adulthood [3]	26-40 yrs [1]	Xn-Xn yrs [9]	X9 [9]	X9 [9]
		41-55 yrs [2]	Xn-Xn yrs [10]	X10 [10]	X10 [10]
		Abv. 56 yrs [3]	Xn-Xn yrs [Xn]	Xn [Xn]	Xn [Xn]

Figure 7: Showing a sample of questionnaire instrument for quantitative determination of occupational socio-demographic success

Gender	Age	Sub-age	No. of wives	No. of children	Grands
Female [1] Male [2]	Childhood [1]	0-3 yrs [1]	None [0] One [1] Two [2] Three [3] Four [4]	None [0]	Grand children [1] Great Grand children [2] Great G. Grand children [3]
		4-6 yrs [2]		Xn-Xn [1]	
		7-9 yrs [3]		Xn-Xn [2]	
				Xn-Xn [3]	
	Adolescence [2]	10-15 yrs [1]		Xn-Xn [4]	
		16-20 yrs [2]		Xn-Xn [5]	
		20-25 yrs [3]		Xn-Xn [Xn]	
	Adulthood [3]	26-40 yrs [1]			
		41-55 yrs [2]			
		Abv. 56 yrs [3]			

Figure 8: Showing a sample of questionnaire instrument for quantitative determination of family socio-demographic success

SOCIO-DEMOGRAPHIC STATUS

Measurement of socio-demographic success

Socio-demographic score (SDs). It expresses the measure of the socio-demographic achievements of an individual(s) in a socially specified population. The assessment of socio-demographic score requires an empirical data collected by an established questionnaire. The collected data is then organized, ranked based on the degree of achievements acquired from a set of socio-demographic elements in each socio-demographic attributes. The socio-demographic element's rank(s) number is then sociometrically analyzed using a new approach here presented to obtain the socio-demographic score.

Instrument for Data Collection. Structured questionnaire is used in this case. The items of the questionnaire should present the appropriate selection of the common and universal socio-demographic attributes and their elements. Figure 3-9 provided a sample of questionnaires that can be used. The distinction between this questionnaires and that use in SDP assessment is that, the number and the description of elements for a particular socio-demographic attribute varies and more specific, elaborated respectively. It also selects only one social attributes. More than one element can be considered as acquired advantages and is also considered in the sociometric calculations.

Instrument for Sociometric Data Analysis. A new method is proposed here to calculate the socio-demographic score of an individual(s) in a population. It is expressed as the powered sum of socio-demographic ranks of all the socio-demographic attributes acquired by the individual in a socially specified population. It is expressed by equation (2) as follow:

$$SDs = (FSERN)^0 + (FSERN)^1 + (FSERN)^2 + (FSERN)^x \dots \dots \dots (2)$$

Where:

$$x = (0, 1, 2, \dots \dots \dots)$$

SDs = Socio-demographic score

$FSERN$ = Socio-demographic element's rank(s) number of the first acquired attribute.

$SSERN$ = Socio-demographic element's rank(s) number of the second acquired attribute.

$TSERN$ = Socio-demographic element's rank(s) number of the third acquired attribute.

$xSERN$ = Last socio-demographic element's rank(s) number of the last acquired attribute.

SOCIO-DEMOGRAPHIC STATUS

Note: The determination of a socio-demographic element's rank(s) number x_{SERV} requires a simple ranking without intervals and limitation. The lack of interval and limitation is what distinguishes this method of ranking that that used in Kab's multiple factor analysis. A specific attribute or sub-element (e.g gender, or any others) can be uncommented (i.e eliminate or ignore its effect as a source of variability within) without altering the pattern, order, system, hierarchy, and rules.

Result of Sociometric Data Analysis. The higher SDs shows higher social achievement and success in a socially specified population.

Further Statistical Analysis. It is possible to run a number of statistical analysis such MANOVA and other alternate non-parametric methods because the result can be calculated per individual. The per-respondent result provides analysis of variation that exists between individuals in a given sampled population of a specific expertise. Other factors such as race, ethnicity, religiosity, urbanization, geographical location, and value system can be considered as a source of variation between populations. Statistical analysis provides hallmark evidence upon which generalization can be made.

Mechanism of Socio-demographic Evolution

The mechanism for the evolution of socio-demographic positions and successes of an individual(s) which identifies socio-demographic uniqueness is explained by two theoretical assumptions. Socio-demographic uniqueness results to the evolution of new socio-demographic population. What the issue socio-demographic evolution is trying to explain the mechanisms that drives and links population biology, demography, and social structure.

First Theoretical Assumption. It states that when a nature selects an individual(s) from competing environments, he/she receives the most influence and the most advantages from the biological and social environments that prepare him/her socially and psychologically fit for the attainment and achievement of different status of socio-demographic positions and successes with a varying speeds and degrees of uniqueness.

In common social phenomena, social success is related to age and time (ref.....). But biologically and environmentally advantaged (socially selected) individual(s) would move the

SOCIO-DEMOGRAPHIC STATUS

fastest speed to reach that target socio-demographic transition everyone is striving to attain, achieve and maintain. The mechanism of social uniqueness is driven and regulated by the seven (7) forces which follow this order:

Competitions → Genetic selection → Physiological selection → Demographic selection
→ Psychosocial selection → Psychosocial fitness → Socio-demographic evolution

Competition. The competitions; whether genetic, physiological, demographic, and psychosocial; for the acquisition of genetic, physiological, demographic, and psychosocial advantages; is a principal force that creates different socio-demographic elements and drives genetic selection, physiological selection, demographic selection, and psychosocial selection toward psychosocial fitness and socio-demographic evolution. For instance, gender acquisition is a result of genetic competition between X and Y gametes. If X gamete outcompetes gender would be female, and if Y gamete outcompetes male offspring is the gender. Competition for existence and survival creates different ages and life expectancy. Competition for educational positions and success creates different educational levels and requirements for admission and graduation. Competition for family (a mating partner) and territory creates different values.

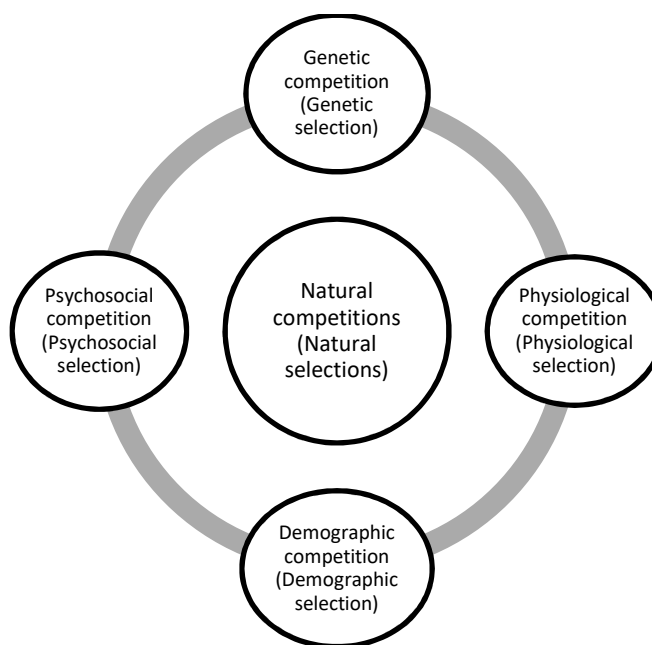


Figure 9: Showing the role of continuum competitions as a driving force of natural completions and selections

SOCIO-DEMOGRAPHIC STATUS

Natural (biological) selection. Competitions for genetic and physiological advancement, specialization and advantages drive the idea of natural selection. The biological environment comprised of factors that favors an organism to outcompete the genetic chances and the physiological regulatory requirements. The desirable traits acquired together with optimum physiological states accelerates the development and proper functioning of body organs and hormonal and nervous coordination which influences behaviors, cognitive responses, and adaptive potentials of the organism. Naturally selected organisms would tend to grow and develop faster with high sense of maturation, adaptation and behaviors. Together with the cognitive responses would help him/her to pass the requirements of social and psychological environments.

Genetic selection. Competition for desired alleles, genes, traits, gametes, and beneficial mutations necessitates for sexual selection, sexual selection and mating structure, genetic drift, and genetic purity (free from harmful mutations). The outcompeted individuals are naturally selected.

Physiological selection. Competition for hormonal and nervous coordination and adaptation (for accelerated development, maturation, cognitive responses, and neural mechanisms) necessitates for the acquisition of desirable genetic traits and biological requirements. The outcompeted individuals are naturally selected.

Demographic selection. Competition for existence and survivals necessitates for freedom of fundamental rights, healthy lifestyles, immunity, defensive and adoptive mechanisms, nutrition, and parental care. The outcompeted individual(s) are naturally selected and favored by good social, political, economic, and religious policies of their immediate environment.

Psychosocial selection. Competition to satisfy, adopt and tolerate the social and psychological requirements and challenges in different social environments (e.g educational, occupational and family structures) creates the issue of psychosocial selection. Competition for: (a) highest academic and educational positions and advantages necessitates for the requirement of maturation and cognitive responses. The outcompeted individuals are those with highest commitments, dedication, good personalities, cognitive creativity and constructivity; (b) highest

SOCIO-DEMOGRAPHIC STATUS

occupational positions and advantages necessitates for the requirement of maturation, cognitive responses, education or skills, commitments, dedication, and good personalities. The outcompeted individuals are those with the highest creativity and constructivity; (c) mating partner(s) and happy family necessitates for the requirement of maturation, cognitive responses, education, skills, occupation, commitments, dedication, good personalities, and desirable social and biological traits. The achievement and success remains variable to the value system.

Note that, the idea of social materialism arose due to reaching a certain positions and successes through the occupational advantages (such as incomes, turnover, salaries, wages and etc). The more the occupationally successful an individual has become, the more the chances he/she has to acquire and possesses a relative degree or amount of material objects and wealth (such as assets and liabilities).

Psychosocial fitness. His/her ability to perform to the desired requirements and expectations of social and psychological environments scale him/her to acquire the diverse range of social advantages, positions with highest speed and successes.

Socio-demographic evolution. This is the highest status every individual is striving to attain, achieve and maintain. Over time, the accumulation of such individuals would transform the social environment into a new distinct and unique population.

Second Theoretical Assumption. It state that, the socio-demographic status (positions and successes) of individual(s) in a population remains socio-demographically dynamic provided that there is population growth, continuum of competitions, genetic selection, physiological selection, demographic selection, psychosocial selection, migration, and immigration.

Population growth. It ensures continues existence of socially dynamic population of individuals;

Migration. It exposes, transforms and upgrades the individuals with new genetic and social traits;

Immigration. It introduces new genetic and social traits into the social population.

SOCIO-DEMOGRAPHIC STATUS

Evolutionary Transitions of Socio-demographic Hierarchy

This section describes the different evolved socio-demographic hierarchy of individuals in a population. It present and clarify our understanding about the social hierarchy and the quantitative basis for its establishment.

Suppose we consider the general approach of socio-demographic quantification (socio-demographic position and socio-demographic success) as demonstrated in Figure 1 or 2 and Figure 3 or 4 to establish a common socio-demographic hierarchy in a population of all female (or male) individuals. We can identify the following hierarchical structure (Figure 10): two (2) socio-demographic kingdoms (feminine and masculine kingdom), within each socio-demographic kingdom with three (3) socio-demographic clade (first, second and third clade), within each socio-demographic clade with three (3) socio-demographic groups (first triage upper, middle and lower groups), within each socio-demographic group with four (4) socio-demographic classes (class 1 to 4), within each socio-demographic class with four (4) socio-demographic orders (order 1 to 4), within each socio-demographic order with four (4) socio-demographic grades (grade 1 to 4).

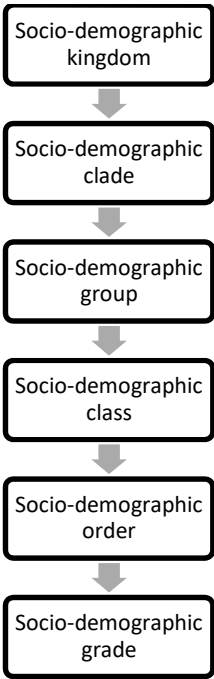


Figure 10: Showing the ranks of socio-demographic hierarchy

SOCIO-DEMOGRAPHIC STATUS

Socio-demographic hierarchy

Socio-demographic kingdoms. Is the first rank of the socio-demographic hierarchy. It connects all age individual males and females irrespective of their educational, occupational attainments, and family acquisition. The main central goal of their interaction is the shared completion for gender. Based on this gender differences, socio-demographic clade is categories as feminine kingdom and masculine kingdom comprising of all female and male individuals respectively.

Socio-demographic clades. Is the second rank of the socio-demographic hierarchy. It connects all female or male individuals of all ages irrespective of their educational, occupational attainments, and family acquisition. The main central goal of their interaction is the shared completion for existence and survival. Socio-demographic clade is seen in three categories as follows:

Third clade (third triage). This socio-demographic clade comprised of adult individuals of all ages that share a common but relatively different intensity of competing social advantages. The clade members mostly share common social click and struggles to attain, acquire, update, upgrade maintain their social positions and successes (such as education, occupation and family). Although they live in same social niches and may have differences in socio-demographic success, but usually structured themselves into distinct socio-demographic groups based on age (age mates) as third clade upper group (late aged adults), third clade middle group (middle aged adults), and third clade lower group (early aged adults). For evidence of quantitative representation and hierarchical demonstration, refer to appendix I.

Third clade upper group. Comprise of later aged adult individuals with usually high completion to maintain a specific social positions and advantages (Table 1). Similar with first triage middle and lower groups, the group members usually dissociate themselves into distinct socio-demographic classes, from class 1 to 4. One socio-demographic class differs with the other based on the level of acquired education. Within each socio-demographic class, another distinction can be formed into different socio-demographic orders based on occupational scale. And with each socio-demographic order are other categories into different socio-demographic grades based on marital status.

SOCIO-DEMOGRAPHIC STATUS

Table 1: Example of some features common among almost all individual of third clade group

Characteristics	Class 1	Class 2	Class 3	Class 4
Level of education	Tertiary	Secondary	Basic	None
Struggle to maintain self and family status	✓	✓	✓	✓
Loss of job (or retirement)	✓	✓	✓	✓
Low income	✓	✓	✓	✓
Loss of family	✓	✓	✓	✓
Physical and mental degeneration	✓	✓	✓	✓
Medical complications	✓	✓	✓	✓
Menopause (for women)	✓	✓	✓	✓

Third clade middle group. Comprised of middle aged adult individuals with usually high completions to update/upgrade a specific social positions and advantages with usually almost same challenges (Table 2). Similar with first triage upper and lower groups, the group members usually dissociate themselves into distinct socio-demographic classes, from class 1 to 4. One socio-demographic class differs with the other based on the level of acquired education. Within each socio-demographic class, another distinction can be formed into different socio-demographic orders based on occupational scale. And with each socio-demographic order are other categories into different socio-demographic grades based on marital status.

Table 2: Example of some features common among almost all individual of second clade group.

Characteristics	Class 1	Class 2	Class 3	Class 4
Level of education	Tertiary	Secondary	Basic	None
Struggle to update/upgrade self and family status	✓	✓	✓	✓
Struggle for Job promotions, expansion or diversification of skills	✓	✓	✓	✓
Struggle for more income	✓	✓	✓	✓
Stability of income	✓	✓	✓	✓
Physical and mental stress	✓	✓	✓	✓

Third clade lower group. Comprised of early aged adult individuals with usually high completions to attain a certain level of social positions and advantages and end at almost with same challenges (Table 3). Similar with first triage upper and middle groups, the group members also usually dissociate themselves into distinct socio-demographic classes, from class 1 to 4. One

SOCIO-DEMOGRAPHIC STATUS

socio-demographic class differs with the other based on the level of acquired education. Within each socio-demographic class, another distinction can be formed into different socio-demographic orders based on occupational scale. And with each socio-demographic order are other categories into different socio-demographic grades based on marital status.

Table 3: Example of some features common among almost all individual of third clade group

Characteristics	Class 1	Class 2	Class 3	Class 4
Level of education	Tertiary	Secondary	Basic	None
Struggle to attain a certain level of self and family status	✓	✓	✓	✓
Struggle for Job/skill acquisition	✓	✓	✓	✓
Struggle for income	✓	✓	✓	✓
instability of income	✓	✓	✓	✓
Physical and mental stress	✓	✓	✓	✓

Second clade (second triage). This socio-demographic clade comprised of adolescence individuals that share common competing social advantages and have almost same social challenges. The group members mostly share common social click and struggles to acquire and attain an educational status and skill. Adaptation and tolerance to social challenges represents the major common problems for most of the adolescents. At this point they recognize themselves as a unique socio-demographic group, obtain called classmates into second clade upper group (tertiary school classmates), second clade middle group (secondary school classmates) and second clade lower group (primary or elementary school classmates). In our recent socio-demographic transition, members of this clade, usually start competing for occupation or skills, but rarely competes for family. For evidence of quantitative representation and hierarchical demonstration, refer to appendix II.

First clade (first triage). This socio-demographic group comprised of child individuals that share a common competing biological and demographic advantages and have almost same challenges. The group members mostly share common social play ground and struggle to acquire and attain a certain sensory (ability: to recognize their environment, to hear, to feel etc) and nervous (ability: to walk, to speak, to learn and comprehend, to feed by self, and to become independent) responses. Unless there was any a genetic abnormality or error, the physiology would represent no challenge to them. However, the likely challenge they may face is the

SOCIO-DEMOGRAPHIC STATUS

competition of their demographic environment (existence and survivals). At this point they recognize themselves as a unique group, obtain as age mates. In our recent socio-demographic transition, members of this clade neither compete for occupation nor for family. For evidence of quantitative representation and hierarchical demonstration, refer to appendix III.

Population Socio-demographics

Population socio-demographics describes the relationship that exist between individuals socio-demographic position against success and between the population's attributes (such as number of individuals against their attained socio-demographic position or success. It also defines the distribution of individuals based on their socio-demographic status in the general or specific or defined population (e.g population of smokers, drug adductors, criminals, HIV infected patients, hypertensive patients, etc).

The results in figure 11 explained the graphic relationship between socio-demographic position and success. The result shows that socio-demographic position correlates polynomially ($r^2 = 1$) with socio-demographic success within each socio-demographic order of a given socio-demographic hierarchy (See figure 7).

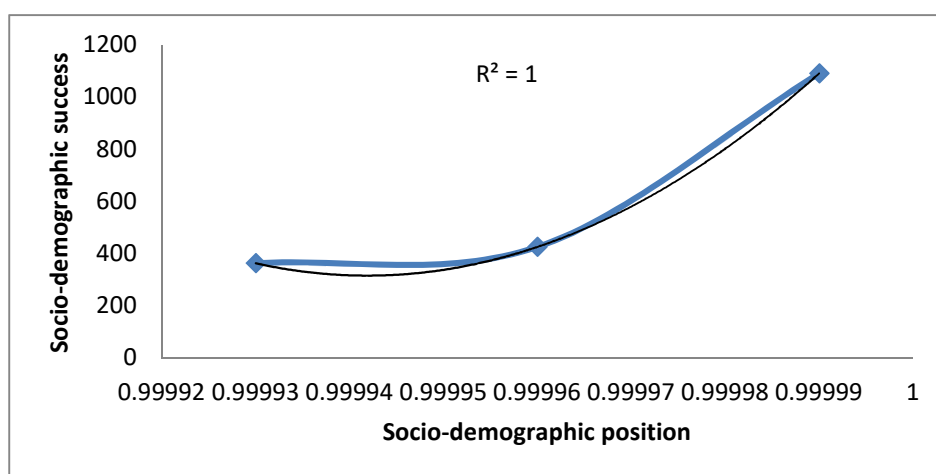


Figure 11: Showing the correlation between socio-demographic position and success.

SOCIO-DEMOGRAPHIC STATUS

Application of socio-demography of status

Population census. Socio-demographic status of individuals in a population can be a helpful guide for sorting and estimation the frequency of population individuals with particular or specified demographic or sociological characteristics. It can also be used to show the distribution of people with respect to a certain demographic or sociological attributes.

Candidates screening. Socio-demographic status of applicants can be a simplified approach of sorting individuals with a set of specified demographic and/or sociological attributes of organizational interest. This method could save time scanning and sorting of individuals that have acquired or attain a defined and desired demographic and sociological characteristics.

Medical investigations. Socio-demographic status clients or patients can be an immense important in medical research and investigations. Relationship between a disease and patients' demographic and/or sociological states can be interrelated and correlated to find if any statistically significant effects.

Socio-demographic stratification. Socio-demographic hierarchy can be a more advance approach over the social hierarchy developed by Karl Marx, (1959) and Max Weber (1921/2015) which were based on only one or two social attribute: power, prestige, productivity or materialism.

Personnel evaluation and promotions. Socio-demographic position and success of employee can be a helpful guide for their evaluation and promotion based on the assessed criteria established by the organization.

Profile simplifications. Socio-demographic status of individuals can be summarized characteristics (profile) of his demographic and sociological attainments and achievements. Socio-demographic configuration and score of an individual present his a secured figure or codes describing his demographic and social identity.

Organizational ranking. Socio-demographic status can be use to measure the organizational impacts and its personnel's' potentialities and strength. This can help as a factor in an organizational ranking such as institutional rankings or professional bodies.

Measure of socio-demographic development. Socio-demographic configurations and scores of individuals in a given geographical location, ethnicity, country, etc can be an index of socio-demographic development.

SOCIO-DEMOGRAPHIC STATUS

Conclusion

This paper identified socio-demographic position and socio-demographic success as the principal determinant of socio-demographic status of an individual(s) as a as common, universal and desirable positions, achievements, and advantages every individual strives and competes to attain, achieve and maintain which are determined by biological and social environments, driven and regulated by a continuum of competitions (through genetic competition, physiological competition, demographic competition, psychosocial competition) and selectively evolved through the mechanism of genetic selection, physiological selection, demographic selection, psychosocial selection and resultant psychosocial fitness and socio-demographic evolution. The paper presented a new dimension of methodology, quantification, numerical analysis and assessment of an individuals' socio-demographic status and the established hierarchical transitions.

Recommendations

Empirical studies in the following aspect would provide a better understanding of the socio-demographic description of a population and may permit further decisions, policies and actions.

- a) Relationship between socio-demographic status and values.
- b) Relationship between socio-demographic status and personalities.
- c) Relationship between socio-demographic status and physical/mental diseases.
- d) Relationship between socio-demographic status and geographical locations.
- e) Relationship between socio-demographic status and ethnicities.
- f) Relationship between socio-demographic status and races.
- g) Relationship between socio-demographic status and religiosity.
- h) Relationship between socio-demographic status and power/prestige.
- i) Relationship between socio-demographic status and dominance.
- j) Relationship between socio-demographic status and materialism.
- k) Relationship between socio-demographic status and criminalities.
- l) Relationship between socio-demographic status and mortality rate.
- m) Relationship between socio-demographic status and healthy lifestyle.
- n) Relationship between socio-demographic status and unhealthy lifestyle.

SOCIO-DEMOGRAPHIC STATUS

Appendix I

Table: Showing the socio-demographic hierarchies within the third socio-demographic clade of feminine socio-demographic kingdom

(SDP) Ranking	(SDS) Ranking	SDc	SDs	SD-Group	SD-Class	SD-Order	SD-Grade
1, 9, 9, 9, 9, 9	1, 3, 3, 3, 3, 3	0.99999	1090	Upper	Class 1	Order 1	Grade 1
1, 9, 9, 9, 9, 6	1, 3, 3, 3, 3, 2	0.99996	425	“	“	“	Grade 2
1, 9, 9, 9, 9, 3	1, 3, 3, 3, 3, 1	0.99993	362	“	“	“	Grade 3
1, 9, 9, 9, 9, 0	1, 3, 3, 3, 3, 0	0.99990	361	“	“	“	Grade 4
1, 9, 9, 9, 6, 9	1, 3, 3, 3, 2, 3	0.99969	879	“	Class 1	Order 2	Grade 1
1, 9, 9, 9, 6, 6	1, 3, 3, 3, 2, 2	0.99966	214	“	“	“	Grade 2
1, 9, 9, 9, 6, 3	1, 3, 3, 3, 2, 1	0.99963	151	“	“	“	Grade 3
1, 9, 9, 9, 6, 0	1, 3, 3, 3, 2, 0	0.99960	150	“	“	“	Grade 4
1, 9, 9, 9, 3, 9	1, 3, 3, 3, 1, 3	0.99939	848	“	Class 1	Order 3	Grade 1
1, 9, 9, 9, 3, 6	1, 3, 3, 3, 1, 2	0.99936	183	“	“	“	Grade 2
1, 9, 9, 9, 3, 3	1, 3, 3, 3, 1, 1	0.99933	120	“	“	“	Grade 3
1, 9, 9, 9, 3, 0	1, 3, 3, 3, 1, 0	0.99930	119	“	“	“	Grade 4
1, 9, 9, 9, 0, 9	1, 3, 3, 3, 0, 3	0.99909	847	“	Class 1	Order 4	Grade 1
1, 9, 9, 9, 0, 6	1, 3, 3, 3, 0, 2	0.99906	182	“	“	“	Grade 2
1, 9, 9, 9, 0, 3	1, 3, 3, 3, 0, 1	0.99903	119	“	“	“	Grade 3
1, 9, 9, 9, 0, 0	1, 3, 3, 3, 0, 0	0.99900	118	“	“	“	Grade 4
1, 9, 9, 6, 9, 9	1, 3, 3, 2, 3, 3	0.99699	1025	Upper	Class 2	Order 1	Grade 1
1, 9, 9, 6, 9, 6	1, 3, 3, 2, 3, 2	0.99696	360	“	“	“	Grade 2
1, 9, 9, 6, 9, 3	1, 3, 3, 2, 3, 1	0.99693	297	“	“	“	Grade 3
1, 9, 9, 6, 9, 0	1, 3, 3, 2, 3, 0	0.99690	296	“	“	“	Grade 4
1, 9, 9, 6, 6, 9	1, 3, 3, 2, 2, 3	0.99669	814	“	Class 2	Order 2	Grade 1
1, 9, 9, 6, 6, 6	1, 3, 3, 2, 2, 2	0.99666	149	“	“	“	Grade 2
1, 9, 9, 6, 6, 3	1, 3, 3, 2, 2, 1	0.99663	86	“	“	“	Grade 3
1, 9, 9, 6, 6, 0	1, 3, 3, 2, 2, 0	0.99660	85	“	“	“	Grade 4
1, 9, 9, 6, 3, 9	1, 3, 3, 2, 1, 3	0.99639	783	“	Class 2	Order 3	Grade 1
1, 9, 9, 6, 3, 6	1, 3, 3, 2, 1, 2	0.99636	118	“	“	“	Grade 2
1, 9, 9, 6, 3, 3	1, 3, 3, 2, 1, 1	0.99633	55	“	“	“	Grade 3
1, 9, 9, 6, 3, 0	1, 3, 3, 2, 1, 0	0.99630	54	“	“	“	Grade 4
1, 9, 9, 6, 0, 9	1, 3, 3, 2, 0, 3	0.99609	782	“	Class 2	Order 4	Grade 1
1, 9, 9, 6, 0, 6	1, 3, 3, 2, 0, 2	0.99606	117	“	“	“	Grade 2
1, 9, 9, 6, 0, 3	1, 3, 3, 2, 0, 1	0.99603	54	“	“	“	Grade 3
1, 9, 9, 6, 0, 0	1, 3, 3, 2, 0, 0	0.99600	53	“	“	“	Grade 4
1, 9, 9, 3, 9, 9	1, 3, 3, 1, 3, 3	0.99399	1010	Upper	Class 3	Order 1	Grade 1
1, 9, 9, 3, 9, 6	1, 3, 3, 1, 3, 2	0.99396	345	“	“	“	Grade 2
1, 9, 9, 3, 9, 3	1, 3, 3, 1, 3, 1	0.99393	282	“	“	“	Grade 3
1, 9, 9, 3, 9, 0	1, 3, 3, 1, 3, 0	0.99390	281	“	“	“	Grade 4

SOCIO-DEMOGRAPHIC STATUS

1, 9, 9, 3, 6, 9	1, 3, 3, 1, 2, 3	0.99369	799	“	Class 3	Order 2	Grade 1
1, 9, 9, 3, 6, 6	1, 3, 3, 1, 2, 2	0.99366	134	“	“	“	Grade 2
1, 9, 9, 3, 6, 3	1, 3, 3, 1, 2, 1	0.99363	71	“	“	“	Grade 3
1, 9, 9, 3, 6, 0	1, 3, 3, 1, 2, 0	0.99360	70	“	“	“	Grade 4
1, 9, 9, 3, 3, 9	1, 3, 3, 1, 1, 3	0.99339	768	“	Class 3	Order 3	Grade 1
1, 9, 9, 3, 3, 6	1, 3, 3, 1, 1, 2	0.99336	103	“	“	“	Grade 2
1, 9, 9, 3, 3, 3	1, 3, 3, 1, 1, 1	0.99333	40	“	“	“	Grade 3
1, 9, 9, 3, 3, 0	1, 3, 3, 1, 1, 0	0.99330	39	“	“	“	Grade 4
1, 9, 9, 3, 0, 9	1, 3, 3, 1, 0, 3	0.99309	767	“	Class 3	Order 4	Grade 1
1, 9, 9, 3, 0, 6	1, 3, 3, 1, 0, 2	0.99306	102	“	“	“	Grade 2
1, 9, 9, 3, 0, 3	1, 3, 3, 1, 0, 1	0.99303	39	“	“	“	Grade 3
1, 9, 9, 3, 0, 0	1, 3, 3, 1, 0, 0	0.99300	38	“	“	“	Grade 4
1, 9, 9, 0, 9, 9	1, 3, 3, 0, 3, 3	0.99099	1009	Upper	Class 4	Order 1	Grade 1
1, 9, 9, 0, 9, 6	1, 3, 3, 0, 3, 2	0.99096	344	“	“	“	Grade 2
1, 9, 9, 0, 9, 3	1, 3, 3, 0, 3, 1	0.99093	281	“	“	“	Grade 3
1, 9, 9, 0, 9, 0	1, 3, 3, 0, 3, 0	0.99090	280	“	“	“	Grade 4
1, 9, 9, 0, 6, 9	1, 3, 3, 0, 2, 3	0.99069	798	“	Class 4	Order 2	Grade 1
1, 9, 9, 0, 6, 6	1, 3, 3, 0, 2, 2	0.99066	133	“	“	“	Grade 2
1, 9, 9, 0, 6, 3	1, 3, 3, 0, 2, 1	0.99063	70	“	“	“	Grade 3
1, 9, 9, 0, 6, 0	1, 3, 3, 0, 2, 0	0.99060	69	“	“	“	Grade 4
1, 9, 9, 0, 3, 9	1, 3, 3, 0, 1, 3	0.99039	767	“	Class 4	Order 3	Grade 1
1, 9, 9, 0, 3, 6	1, 3, 3, 0, 1, 2	0.99036	102	“	“	“	Grade 2
1, 9, 9, 0, 3, 3	1, 3, 3, 0, 1, 1	0.99033	39	“	“	“	Grade 3
1, 9, 9, 0, 3, 0	1, 3, 3, 0, 1, 0	0.99030	38	“	“	“	Grade 4
1, 9, 9, 0, 0, 9	1, 3, 3, 0, 0, 3	0.99009	766	“	Class 4	Order 4	Grade 1
1, 9, 9, 0, 0, 6	1, 3, 3, 0, 0, 2	0.99006	101	“	“	“	Grade 2
1, 9, 9, 0, 0, 3	1, 3, 3, 0, 0, 1	0.99003	38	“	“	“	Grade 3
1, 9, 9, 0, 0, 0	1, 3, 3, 0, 0, 0	0.99000	37	“	“	“	Grade 4
1, 9, 6, 9, 9, 9	1, 3, 2, 3, 3, 3	0.96999	1071	Middle	Class 1	Order 1	Grade 1
1, 9, 6, 9, 9, 6	1, 3, 2, 3, 3, 2	0.96996	406	“	“	“	Grade 2
1, 9, 6, 9, 9, 3	1, 3, 2, 3, 3, 1	0.96993	343	“	“	“	Grade 3
1, 9, 6, 9, 9, 0	1, 3, 2, 3, 3, 0	0.96990	342	“	“	“	Grade 4
1, 9, 6, 9, 6, 9	1, 3, 2, 3, 2, 3	0.96969	860	“	Class 1	Order 2	Grade 1
1, 9, 6, 9, 6, 6	1, 3, 2, 3, 2, 2	0.96966	195	“	“	“	Grade 2
1, 9, 6, 9, 6, 3	1, 3, 2, 3, 2, 1	0.96963	132	“	“	“	Grade 3
1, 9, 6, 9, 6, 0	1, 3, 2, 3, 2, 0	0.96960	131	“	“	“	Grade 4
1, 9, 6, 9, 3, 9	1, 3, 2, 3, 1, 3	0.96939	829	“	Class 1	Order 3	Grade 1
1, 9, 6, 9, 3, 6	1, 3, 2, 3, 1, 2	0.96936	164	“	“	“	Grade 2
1, 9, 6, 9, 3, 3	1, 3, 2, 3, 1, 1	0.96933	101	“	“	“	Grade 3
1, 9, 6, 9, 3, 0	1, 3, 2, 3, 1, 0	0.96930	100	“	“	“	Grade 4
1, 9, 6, 9, 0, 9	1, 3, 2, 3, 0, 3	0.96909	828	“	Class 1	Order 4	Grade 1
1, 9, 6, 9, 0, 6	1, 3, 2, 3, 0, 2	0.96906	163	“	“	“	Grade 2

SOCIO-DEMOGRAPHIC STATUS

1, 9, 6, 9, 0, 3	1, 3, 2, 3, 0, 1	0.96903	100	“	“	“	Grade 3
1, 9, 6, 9, 0, 0	1, 3, 2, 3, 0, 0	0.96900	99	“	“	“	Grade 4
1, 9, 6, 6, 9, 9	1, 3, 2, 2, 3, 3	0.96699	1006	Middle	Class 2	Order 1	Grade 1
1, 9, 6, 6, 9, 6	1, 3, 2, 2, 3, 2	0.96696	341	“	“	“	Grade 2
1, 9, 6, 6, 9, 3	1, 3, 2, 2, 3, 1	0.96693	278	“	“	“	Grade 3
1, 9, 6, 6, 9, 0	1, 3, 2, 2, 3, 0	0.96690	277	“	“	“	Grade 4
1, 9, 6, 6, 6, 9	1, 3, 2, 2, 2, 3	0.96669	795	“	Class 2	Order 2	Grade 1
1, 9, 6, 6, 6, 6	1, 3, 2, 2, 2, 2	0.96666	130	“	“	“	Grade 2
1, 9, 6, 6, 6, 3	1, 3, 2, 2, 2, 1	0.96663	67	“	“	“	Grade 3
1, 9, 6, 6, 6, 0	1, 3, 2, 2, 2, 0	0.96660	66	“	“	“	Grade 4
1, 9, 6, 6, 3, 9	1, 3, 2, 2, 1, 3	0.96639	764	“	Class 2	Order 3	Grade 1
1, 9, 6, 6, 3, 6	1, 3, 2, 2, 1, 2	0.96636	99	“	“	“	Grade 2
1, 9, 6, 6, 3, 3	1, 3, 2, 2, 1, 1	0.96633	36	“	“	“	Grade 3
1, 9, 6, 6, 3, 0	1, 3, 2, 2, 1, 0	0.96630	35	“	“	“	Grade 4
1, 9, 6, 6, 0, 9	1, 3, 2, 2, 0, 3	0.96609	763	“	Class 2	Order 4	Grade 1
1, 9, 6, 6, 0, 6	1, 3, 2, 2, 0, 2	0.96606	98	“	“	“	Grade 2
1, 9, 6, 6, 0, 3	1, 3, 2, 2, 0, 1	0.96603	35	“	“	“	Grade 3
1, 9, 6, 6, 0, 0	1, 3, 2, 2, 0, 0	0.96600	34	“	“	“	Grade 4
1, 9, 6, 3, 9, 9	1, 3, 2, 1, 3, 3	0.96399	991	Middle	Class 3	Order 1	Grade 1
1, 9, 6, 3, 9, 6	1, 3, 2, 1, 3, 2	0.96396	326	“	“	“	Grade 2
1, 9, 6, 3, 9, 3	1, 3, 2, 1, 3, 1	0.96393	263	“	“	“	Grade 3
1, 9, 6, 3, 9, 0	1, 3, 2, 1, 3, 0	0.96390	262	“	“	“	Grade 4
1, 9, 6, 3, 6, 9	1, 3, 2, 1, 2, 3	0.96369	780	“	Class 3	Order 2	Grade 1
1, 9, 6, 3, 6, 6	1, 3, 2, 1, 2, 2	0.96366	115	“	“	“	Grade 2
1, 9, 6, 3, 6, 3	1, 3, 2, 1, 2, 1	0.96363	52	“	“	“	Grade 3
1, 9, 6, 3, 6, 0	1, 3, 2, 1, 2, 0	0.96360	51	“	“	“	Grade 4
1, 9, 6, 3, 3, 9	1, 3, 2, 1, 1, 3	0.96339	749	“	Class 3	Order 3	Grade 1
1, 9, 6, 3, 3, 6	1, 3, 2, 1, 1, 2	0.96336	84	“	“	“	Grade 2
1, 9, 6, 3, 3, 3	1, 3, 2, 1, 1, 1	0.96333	21	“	“	“	Grade 3
1, 9, 6, 3, 3, 0	1, 3, 2, 1, 1, 0	0.96330	20	“	“	“	Grade 4
1, 9, 6, 3, 0, 9	1, 3, 2, 1, 0, 3	0.96309	748	“	Class 3	Order 4	Grade 1
1, 9, 6, 3, 0, 6	1, 3, 2, 1, 0, 2	0.96306	83	“	“	“	Grade 2
1, 9, 6, 3, 0, 3	1, 3, 2, 1, 0, 1	0.96303	20	“	“	“	Grade 3
1, 9, 6, 3, 0, 0	1, 3, 2, 1, 0, 0	0.96300	19	“	“	“	Grade 4
1, 9, 6, 0, 9, 9	1, 3, 2, 0, 3, 3	0.96099	990	Middle	Class 4	Order 1	Grade 1
1, 9, 6, 0, 9, 6	1, 3, 2, 0, 3, 2	0.96096	325	“	“	“	Grade 2
1, 9, 6, 0, 9, 3	1, 3, 2, 0, 3, 1	0.96093	262	“	“	“	Grade 3
1, 9, 6, 0, 9, 0	1, 3, 2, 0, 3, 0	0.96090	261	“	“	“	Grade 4
1, 9, 6, 0, 6, 9	1, 3, 2, 0, 2, 3	0.96069	779	“	Class 4	Order 2	Grade 1
1, 9, 6, 0, 6, 6	1, 3, 2, 0, 2, 2	0.96066	114	“	“	“	Grade 2
1, 9, 6, 0, 6, 3	1, 3, 2, 0, 2, 1	0.96063	51	“	“	“	Grade 3
1, 9, 6, 0, 6, 0	1, 3, 2, 0, 2, 0	0.96060	50	“	“	“	Grade 4

SOCIO-DEMOGRAPHIC STATUS

1, 9, 6, 0, 3, 9	1, 3, 2, 0, 1, 3	0.96039	748	“	Class 4	Order 3	Grade 1
1, 9, 6, 0, 3, 6	1, 3, 2, 0, 1, 2	0.96036	83	“	“	“	Grade 2
1, 9, 6, 0, 3, 3	1, 3, 2, 0, 1, 1	0.96033	20	“	“	“	Grade 3
1, 9, 6, 0, 3, 0	1, 3, 2, 0, 1, 0	0.96030	19	“	“	“	Grade 4
1, 9, 6, 0, 0, 9	1, 3, 2, 0, 0, 3	0.96009	747	“	Class 4	Order 4	Grade 1
1, 9, 6, 0, 0, 6	1, 3, 2, 0, 0, 2	0.96006	82	“	“	“	Grade 2
1, 9, 6, 0, 0, 3	1, 3, 2, 0, 0, 1	0.96003	19	“	“	“	Grade 3
1, 9, 6, 0, 0, 0	1, 3, 2, 0, 0, 0	0.96000	18	“	“	“	Grade 4
1, 9, 3, 9, 9, 9	1, 3, 1, 3, 3, 3	0.96999	1064	Lower	Class 1	Order 1	Grade 1
1, 9, 3, 9, 9, 6	1, 3, 1, 3, 3, 2	0.96996	399	“	“	“	Grade 2
1, 9, 3, 9, 9, 3	1, 3, 1, 3, 3, 1	0.96993	336	“	“	“	Grade 3
1, 9, 3, 9, 9, 0	1, 3, 1, 3, 3, 0	0.96990	335	“	“	“	Grade 4
1, 9, 3, 9, 6, 9	1, 3, 1, 3, 2, 3	0.96969	853	“	Class 1	Order 2	Grade 1
1, 9, 3, 9, 6, 6	1, 3, 1, 3, 2, 2	0.96966	188	“	“	“	Grade 2
1, 9, 3, 9, 6, 3	1, 3, 1, 3, 2, 1	0.96963	125	“	“	“	Grade 3
1, 9, 3, 9, 6, 0	1, 3, 1, 3, 2, 0	0.96960	124	“	“	“	Grade 4
1, 9, 3, 9, 3, 9	1, 3, 1, 3, 1, 3	0.96939	822	“	Class 1	Order 3	Grade 1
1, 9, 3, 9, 3, 6	1, 3, 1, 3, 1, 2	0.96936	157	“	“	“	Grade 2
1, 9, 3, 9, 3, 3	1, 3, 1, 3, 1, 1	0.96933	94	“	“	“	Grade 3
1, 9, 3, 9, 3, 0	1, 3, 1, 3, 1, 0	0.96930	93	“	“	“	Grade 4
1, 9, 3, 9, 0, 9	1, 3, 1, 3, 0, 3	0.96909	821	“	Class 1	Order 4	Grade 1
1, 9, 3, 9, 0, 6	1, 3, 1, 3, 0, 2	0.96906	156	“	“	“	Grade 2
1, 9, 3, 9, 0, 3	1, 3, 1, 3, 0, 1	0.96903	93	“	“	“	Grade 3
1, 9, 3, 9, 0, 0	1, 3, 1, 3, 0, 0	0.96900	92	“	“	“	Grade 4
1, 9, 3, 6, 9, 9	1, 3, 1, 2, 3, 3	0.96699	999	Lower	Class 2	Order 1	Grade 1
1, 9, 3, 6, 9, 6	1, 3, 1, 2, 3, 2	0.96696	334	“	“	“	Grade 2
1, 9, 3, 6, 9, 3	1, 3, 1, 2, 3, 1	0.96693	271	“	“	“	Grade 3
1, 9, 3, 6, 9, 0	1, 3, 1, 2, 3, 0	0.96690	270	“	“	“	Grade 4
1, 9, 3, 6, 6, 9	1, 3, 1, 2, 2, 3	0.96669	788	“	Class 2	Order 2	Grade 1
1, 9, 3, 6, 6, 6	1, 3, 1, 2, 2, 2	0.96666	123	“	“	“	Grade 2
1, 9, 3, 6, 6, 3	1, 3, 1, 2, 2, 1	0.96663	60	“	“	“	Grade 3
1, 9, 3, 6, 6, 0	1, 3, 1, 2, 2, 0	0.96660	59	“	“	“	Grade 4
1, 9, 3, 6, 3, 9	1, 3, 1, 2, 1, 3	0.96639	757	“	Class 2	Order 3	Grade 1
1, 9, 3, 6, 3, 6	1, 3, 1, 2, 1, 2	0.96636	92	“	“	“	Grade 2
1, 9, 3, 6, 3, 3	1, 3, 1, 2, 1, 1	0.96633	29	“	“	“	Grade 3
1, 9, 3, 6, 3, 0	1, 3, 1, 2, 1, 0	0.96630	28	“	“	“	Grade 4
1, 9, 3, 6, 0, 9	1, 3, 1, 2, 0, 3	0.96609	756	“	Class 2	Order 4	Grade 1
1, 9, 3, 6, 0, 6	1, 3, 1, 2, 0, 2	0.96606	91	“	“	“	Grade 2
1, 9, 3, 6, 0, 3	1, 3, 1, 2, 0, 1	0.96603	28	“	“	“	Grade 3
1, 9, 3, 6, 0, 0	1, 3, 1, 2, 0, 0	0.96600	27	“	“	“	Grade 4
1, 9, 3, 3, 9, 9	1, 3, 1, 1, 3, 3	0.96399	984	Lower	Class 3	Order 1	Grade 1
1, 9, 3, 3, 9, 6	1, 3, 1, 1, 3, 2	0.96396	319	“	“	“	Grade 2

SOCIO-DEMOGRAPHIC STATUS

1, 9, 3, 3, 9, 3	1, 3, 1, 1, 3, 1	0.96393	256	“	“	“	Grade 3
1, 9, 3, 3, 9, 0	1, 3, 1, 1, 3, 0	0.96390	255	“	“	“	Grade 4
1, 9, 3, 3, 6, 9	1, 3, 1, 1, 2, 3	0.96369	773	“	Class 3	Order 2	Grade 1
1, 9, 3, 3, 6, 6	1, 3, 1, 1, 2, 2	0.96366	108	“	“	“	Grade 2
1, 9, 3, 3, 6, 3	1, 3, 1, 1, 2, 1	0.96363	45	“	“	“	Grade 3
1, 9, 3, 3, 6, 0	1, 3, 1, 1, 2, 0	0.96360	44	“	“	“	Grade 4
1, 9, 3, 3, 3, 9	1, 3, 1, 1, 1, 3	0.96339	742	“	Class 3	Order 3	Grade 1
1, 9, 3, 3, 3, 6	1, 3, 1, 1, 1, 2	0.96336	77	“	“	“	Grade 2
1, 9, 3, 3, 3, 3	1, 3, 1, 1, 1, 1	0.96333	14	“	“	“	Grade 3
1, 9, 3, 3, 3, 0	1, 3, 1, 1, 1, 0	0.96330	13	“	“	“	Grade 4
1, 9, 3, 3, 0, 9	1, 3, 1, 1, 0, 3	0.96309	741	“	Class 3	Order 4	Grade 1
1, 9, 3, 3, 0, 6	1, 3, 1, 1, 0, 2	0.96306	76	“	“	“	Grade 2
1, 9, 3, 3, 0, 3	1, 3, 1, 1, 0, 1	0.96303	13	“	“	“	Grade 3
1, 9, 3, 3, 0, 0	1, 3, 1, 1, 0, 0	0.96300	12	“	“	“	Grade 4
1, 9, 3, 0, 9, 9	1, 3, 1, 0, 3, 3	0.96099	983	Lower	Class 4	Order 1	Grade 1
1, 9, 3, 0, 9, 6	1, 3, 1, 0, 3, 2	0.96096	318	“	“	“	Grade 2
1, 9, 3, 0, 9, 3	1, 3, 1, 0, 3, 1	0.96093	255	“	“	“	Grade 3
1, 9, 3, 0, 9, 0	1, 3, 1, 0, 3, 0	0.96090	254	“	“	“	Grade 4
1, 9, 3, 0, 6, 9	1, 3, 1, 0, 2, 3	0.96069	772	“	Class 4	Order 2	Grade 1
1, 9, 3, 0, 6, 6	1, 3, 1, 0, 2, 2	0.96066	107	“	“	“	Grade 2
1, 9, 3, 0, 6, 3	1, 3, 1, 0, 2, 1	0.96063	44	“	“	“	Grade 3
1, 9, 3, 0, 6, 0	1, 3, 1, 0, 2, 0	0.96060	43	“	“	“	Grade 4
1, 9, 3, 0, 3, 9	1, 3, 1, 0, 1, 3	0.96039	741	“	Class 4	Order 3	Grade 1
1, 9, 3, 0, 3, 6	1, 3, 1, 0, 1, 2	0.96036	76	“	“	“	Grade 2
1, 9, 3, 0, 3, 3	1, 3, 1, 0, 1, 1	0.96033	13	“	“	“	Grade 3
1, 9, 3, 0, 3, 0	1, 3, 1, 0, 1, 0	0.96030	12	“	“	“	Grade 4
1, 9, 3, 0, 0, 9	1, 3, 1, 0, 0, 3	0.96009	740	“	Class 4	Order 4	Grade 1
1, 9, 3, 0, 0, 6	1, 3, 1, 0, 0, 2	0.96006	75	“	“	“	Grade 2
1, 9, 3, 0, 0, 3	1, 3, 1, 0, 0, 1	0.96003	12	“	“	“	Grade 3
1, 9, 3, 0, 0, 0	1, 3, 1, 0, 0, 0	0.96000	11	“	“	“	Grade 4

SOCIO-DEMOGRAPHIC STATUS

Appendix II

Table: Showing the socio-demographic hierarchies within the second socio-demographic clade of feminine socio-demographic kingdom

(SDP) Ranking	(SDS) Ranking	SDc	SDs	SD-Group	SD-Class	SD-Order	SD-Grade
1,6,9,9,9,9	1, 2, 3, 3, 3, 3	0.69999	1085	Upper	Class 1	Order 1	Grade 1
1,6,9,9,9,6	1, 2, 3, 3, 3, 2	0.69996	420	“	“	“	Grade 2
1,6,9,9,9,3	1, 2, 3, 3, 3, 1	0.69993	357	“	“	“	Grade 3
1,6,9,9,9,0	1, 2, 3, 3, 3, 0	0.69990	356	“	“	“	Grade 4
1,6,9,9,6,9	1, 2, 3, 3, 2, 3	0.69969	874	“	Class 1	Order 2	Grade 1
1,6,9,9,6,6	1, 2, 3, 3, 2, 2	0.69966	209	“	“	“	Grade 2
1,6,9,9,6,3	1, 2, 3, 3, 2, 1	0.69963	146	“	“	“	Grade 3
1,6,9,9,6,0	1, 2, 3, 3, 2, 0	0.69960	145	“	“	“	Grade 4
1,6,9,9,3,9	1, 2, 3, 3, 1, 3	0.69939	843	“	Class 1	Order 3	Grade 1
1,6,9,9,3,6	1, 2, 3, 3, 1, 2	0.69936	178	“	“	“	Grade 2
1,6,9,9,3,3	1, 2, 3, 3, 1, 1	0.69933	115	“	“	“	Grade 3
1,6,9,9,3,0	1, 2, 3, 3, 1, 0	0.69930	114	“	“	“	Grade 4
1,6,9,9,0,9	1, 2, 3, 3, 0, 3	0.69909	842	“	Class 1	Order 4	Grade 1
1,6,9,9,0,6	1, 2, 3, 3, 0, 2	0.69906	177	“	“	“	Grade 2
1,6,9,9,0,3	1, 2, 3, 3, 0, 1	0.69903	114	“	“	“	Grade 3
1,6,9,9,0,0	1, 2, 3, 3, 0, 0	0.69900	113	“	“	“	Grade 4
1,6,9,6,9,9	1, 2, 3, 2, 3, 3	0.69699	1020	Upper	Class 2	Order 1	Grade 1
1,6,9,6,9,6	1, 2, 3, 2, 3, 2	0.69696	355	“	“	“	Grade 2
1,6,9,6,9,3	1, 2, 3, 2, 3, 1	0.69693	292	“	“	“	Grade 3
1,6,9,6,9,0	1, 2, 3, 2, 3, 0	0.69690	291	“	“	“	Grade 4
1,6,9,6,6,9	1, 2, 3, 2, 2, 3	0.69669	809	“	Class 2	Order 2	Grade 1
1,6,9,6,6,6	1, 2, 3, 2, 2, 2	0.69666	144	“	“	“	Grade 2
1,6,9,6,6,3	1, 2, 3, 2, 2, 1	0.69663	81	“	“	“	Grade 3
1,6,9,6,6,0	1, 2, 3, 2, 2, 0	0.69660	80	“	“	“	Grade 4
1,6,9,6,3,9	1, 2, 3, 2, 1, 3	0.69639	778	“	Class 2	Order 3	Grade 1
1,6,9,6,3,6	1, 2, 3, 2, 1, 2	0.69636	113	“	“	“	Grade 2
1,6,9,6,3,3	1, 2, 3, 2, 1, 1	0.69633	50	“	“	“	Grade 3
1,6,9,6,3,0	1, 2, 3, 2, 1, 0	0.69630	49	“	“	“	Grade 4
1,6,9,6,0,9	1, 2, 3, 2, 0, 3	0.69609	777	“	Class 2	Order 4	Grade 1
1,6,9,6,0,6	1, 2, 3, 2, 0, 2	0.69606	112	“	“	“	Grade 2
1,6,9,6,0,3	1, 2, 3, 2, 0, 1	0.69603	49	“	“	“	Grade 3
1,6,9,6,0,0	1, 2, 3, 2, 0, 0	0.69600	48	“	“	“	Grade 4
1,6,9,3,9,9	1, 2, 3, 1, 3, 3	0.69399	1005	Upper	Class 3	Order 1	Grade 1
1,6,9,3,9,6	1, 2, 3, 1, 3, 2	0.69396	340	“	“	“	Grade 2
1,6,9,3,9,3	1, 2, 3, 1, 3, 1	0.69393	277	“	“	“	Grade 3
1,6,9,3,9,0	1, 2, 3, 1, 3, 0	0.69390	276	“	“	“	Grade 4
1,6,9,3,6,9	1, 2, 3, 1, 2, 3	0.69369	794	“	Class 3	Order 2	Grade 1

SOCIO-DEMOGRAPHIC STATUS

1,6,9,3,6,6	1, 2, 3, 1, 2, 2	0.69366	129	“	“	“	Grade 2
1,6,9,3,6,3	1, 2, 3, 1, 2, 1	0.69363	66	“	“	“	Grade 3
1,6,9,3,6,0	1, 2, 3, 1, 2, 0	0.69360	65	“	“	“	Grade 4
1,6,9,3,3,9	1, 2, 3, 1, 1, 3	0.69339	763	“	Class 3	Order 3	Grade 1
1,6,9,3,3,6	1, 2, 3, 1, 1, 2	0.69336	98	“	“	“	Grade 2
1,6,9,3,3,3	1, 2, 3, 1, 1, 1	0.69333	35	“	“	“	Grade 3
1,6,9,3,3,0	1, 2, 3, 1, 1, 0	0.69330	34	“	“	“	Grade 4
1,6,9,3,0,9	1, 2, 3, 1, 0, 3	0.69309	762	“	Class 3	Order 4	Grade 1
1,6,9,3,0,6	1, 2, 3, 1, 0, 2	0.69306	97	“	“	“	Grade 2
1,6,9,3,0,3	1, 2, 3, 1, 0, 1	0.69303	34	“	“	“	Grade 3
1,6,9,3,0,0	1, 2, 3, 1, 0, 0	0.69300	33	“	“	“	Grade 4
1,6,9,0,9,9	1, 2, 3, 0, 3, 3	0.69099	1004	Upper	Class 4	Order 1	Grade 1
1,6,9,0,9,6	1, 2, 3, 0, 3, 2	0.69096	339	“	“	“	Grade 2
1,6,9,0,9,3	1, 2, 3, 0, 3, 1	0.69093	276	“	“	“	Grade 3
1,6,9,0,9,0	1, 2, 3, 0, 3, 0	0.69090	275	“	“	“	Grade 4
1,6,9,0,6,9	1, 2, 3, 0, 2, 3	0.69069	793	“	Class 4	Order 2	Grade 1
1,6,9,0,6,6	1, 2, 3, 0, 2, 2	0.69066	128	“	“	“	Grade 2
1,6,9,0,6,3	1, 2, 3, 0, 2, 1	0.69063	65	“	“	“	Grade 3
1,6,9,0,6,0	1, 2, 3, 0, 2, 0	0.69060	64	“	“	“	Grade 4
1,6,9,0,3,9	1, 2, 3, 0, 1, 3	0.69039	762	“	Class 4	Order 3	Grade 1
1,6,9,0,3,6	1, 2, 3, 0, 1, 2	0.69036	97	“	“	“	Grade 2
1,6,9,0,3,3	1, 2, 3, 0, 1, 1	0.69033	34	“	“	“	Grade 3
1,6,9,0,3,0	1, 2, 3, 0, 1, 0	0.69030	33	“	“	“	Grade 4
1,6,9,0,0,9	1, 2, 3, 0, 0, 3	0.69009	761	“	Class 4	Order 4	Grade 1
1,6,9,0,0,6	1, 2, 3, 0, 0, 2	0.69006	96	“	“	“	Grade 2
1,6,9,0,0,3	1, 2, 3, 0, 0, 1	0.69003	33	“	“	“	Grade 3
1,6,9,0,0,0	1, 2, 3, 0, 0, 0	0.69000	32	“	“	“	Grade 4
1,6,6,9,9,9	1, 2, 2, 3, 3, 3	0.66999	1066	Middle	Class 1	Order 1	Grade 1
1,6,6,9,9,6	1, 2, 2, 3, 3, 2	0.66996	401	“	“	“	Grade 2
1,6,6,9,9,3	1, 2, 2, 3, 3, 1	0.66993	338	“	“	“	Grade 3
1,6,6,9,9,0	1, 2, 2, 3, 3, 0	0.66990	337	“	“	“	Grade 4
1,6,6,9,6,9	1, 2, 2, 3, 2, 3	0.66969	855	“	Class 1	Order 2	Grade 1
1,6,6,9,6,6	1, 2, 2, 3, 2, 2	0.66966	190	“	“	“	Grade 2
1,6,6,9,6,3	1, 2, 2, 3, 2, 1	0.66963	127	“	“	“	Grade 3
1,6,6,9,6,0	1, 2, 2, 3, 2, 0	0.66960	126	“	“	“	Grade 4
1,6,6,9,3,9	1, 2, 2, 3, 1, 3	0.66939	824	“	Class 1	Order 3	Grade 1
1,6,6,9,3,6	1, 2, 2, 3, 1, 2	0.66936	159	“	“	“	Grade 2
1,6,6,9,3,3	1, 2, 2, 3, 1, 1	0.66933	96	“	“	“	Grade 3
1,6,6,9,3,0	1, 2, 2, 3, 1, 0	0.66930	95	“	“	“	Grade 4
1,6,6,9,0,9	1, 2, 2, 3, 0, 3	0.66909	823	“	Class 1	Order 4	Grade 1
1,6,6,9,0,6	1, 2, 2, 3, 0, 2	0.66906	158	“	“	“	Grade 2
1,6,6,9,0,3	1, 2, 2, 3, 0, 1	0.66903	95	“	“	“	Grade 3

SOCIO-DEMOGRAPHIC STATUS

1,6,6,9,0,0	1, 2, 2, 3, 0, 0	0.66900	94	“	“	“	Grade 4
1,6,6,6,9,9	1, 2, 2, 2, 3, 3	0.66699	1001	Middle	Class 2	Order 1	Grade 1
1,6,6,6,9,6	1, 2, 2, 2, 3, 2	0.66696	336	“	“	“	Grade 2
1,6,6,6,9,3	1, 2, 2, 2, 3, 1	0.66693	273	“	“	“	Grade 3
1,6,6,6,9,0	1, 2, 2, 2, 3, 0	0.66690	272	“	“	“	Grade 4
1,6,6,6,6,9	1, 2, 2, 2, 2, 3	0.66669	790	“	Class 2	Order 2	Grade 1
1,6,6,6,6,6	1, 2, 2, 2, 2, 2	0.66666	125	“	“	“	Grade 2
1,6,6,6,6,3	1, 2, 2, 2, 2, 1	0.66663	62	“	“	“	Grade 3
1,6,6,6,6,0	1, 2, 2, 2, 2, 0	0.66660	61	“	“	“	Grade 4
1,6,6,6,3,9	1, 2, 2, 2, 1, 3	0.66639	759	“	Class 2	Order 3	Grade 1
1,6,6,6,3,6	1, 2, 2, 2, 1, 2	0.66636	94	“	“	“	Grade 2
1,6,6,6,3,3	1, 2, 2, 2, 1, 1	0.66633	31	“	“	“	Grade 3
1,6,6,6,3,0	1, 2, 2, 2, 1, 0	0.66630	30	“	“	“	Grade 4
1,6,6,6,0,9	1, 2, 2, 2, 0, 3	0.66609	758	“	Class 2	Order 4	Grade 1
1,6,6,6,0,6	1, 2, 2, 2, 0, 2	0.66606	93	“	“	“	Grade 2
1,6,6,6,0,3	1, 2, 2, 2, 0, 1	0.66603	30	“	“	“	Grade 3
1,6,6,6,0,0	1, 2, 2, 2, 0, 0	0.66600	29	“	“	“	Grade 4
1,6,6,3,9,9	1, 2, 2, 1, 3, 3	0.66399	986	Middle	Class 3	Order 1	Grade 1
1,6,6,3,9,6	1, 2, 2, 1, 3, 2	0.66396	321	“	“	“	Grade 2
1,6,6,3,9,3	1, 2, 2, 1, 3, 1	0.66393	258	“	“	“	Grade 3
1,6,6,3,9,0	1, 2, 2, 1, 3, 0	0.66390	257	“	“	“	Grade 4
1,6,6,3,6,9	1, 2, 2, 1, 2, 3	0.66369	775	“	Class 3	Order 2	Grade 1
1,6,6,3,6,6	1, 2, 2, 1, 2, 2	0.66366	110	“	“	“	Grade 2
1,6,6,3,6,3	1, 2, 2, 1, 2, 1	0.66363	47	“	“	“	Grade 3
1,6,6,3,6,0	1, 2, 2, 1, 2, 0	0.66360	46	“	“	“	Grade 4
1,6,6,3,3,9	1, 2, 2, 1, 1, 3	0.66339	744	“	Class 3	Order 3	Grade 1
1,6,6,3,3,6	1, 2, 2, 1, 1, 2	0.66336	79	“	“	“	Grade 2
1,6,6,3,3,3	1, 2, 2, 1, 1, 1	0.66333	16	“	“	“	Grade 3
1,6,6,3,3,0	1, 2, 2, 1, 1, 0	0.66330	15	“	“	“	Grade 4
1,6,6,3,0,9	1, 2, 2, 1, 0, 3	0.66309	743	“	Class 3	Order 4	Grade 1
1,6,6,3,0,6	1, 2, 2, 1, 0, 2	0.66306	78	“	“	“	Grade 2
1,6,6,3,0,3	1, 2, 2, 1, 0, 1	0.66303	15	“	“	“	Grade 3
1,6,6,3,0,0	1, 2, 2, 1, 0, 0	0.66300	14	“	“	“	Grade 4
1,6,6,0,9,9	1, 2, 2, 0, 3, 3	0.66099	985	Middle	Class 4	Order 1	Grade 1
1,6,6,0,9,6	1, 2, 2, 0, 3, 2	0.66096	320	“	“	“	Grade 2
1,6,6,0,9,3	1, 2, 2, 0, 3, 1	0.66093	257	“	“	“	Grade 3
1,6,6,0,9,0	1, 2, 2, 0, 3, 0	0.66090	256	“	“	“	Grade 4
1,6,6,0,6,9	1, 2, 2, 0, 2, 3	0.66069	774	“	Class 4	Order 2	Grade 1
1,6,6,0,6,6	1, 2, 2, 0, 2, 2	0.66066	109	“	“	“	Grade 2
1,6,6,0,6,3	1, 2, 2, 0, 2, 1	0.66063	46	“	“	“	Grade 3
1,6,6,0,6,0	1, 2, 2, 0, 2, 0	0.66060	45	“	“	“	Grade 4
1,6,6,0,3,9	1, 2, 2, 0, 1, 3	0.66039	743	“	Class 4	Order 3	Grade 1

SOCIO-DEMOGRAPHIC STATUS

1,6,6,0,3,6	1, 2, 2, 0, 1, 2	0.66036	78	“	“	“	Grade 2
1,6,6,0,3,3	1, 2, 2, 0, 1, 1	0.66033	15	“	“	“	Grade 3
1,6,6,0,3,0	1, 2, 2, 0, 1, 0	0.66030	14	“	“	“	Grade 4
1,6,6,0,0,9	1, 2, 2, 0, 0, 3	0.66009	742	“	Class 4	Order 4	Grade 1
1,6,6,0,0,6	1, 2, 2, 0, 0, 2	0.66006	77	“	“	“	Grade 2
1,6,6,0,0,3	1, 2, 2, 0, 0, 1	0.66003	14	“	“	“	Grade 3
1,6,6,0,0,0	1, 2, 2, 0, 0, 0	0.66000	13	“	“	“	Grade 4
1,6,3,9,9,9	1, 2, 1, 3, 3, 3	0.63999	1059	Lower	Class 1	Order 1	Grade 1
1,6,3,9,9,6	1, 2, 1, 3, 3, 2	0.63996	394	“	“	“	Grade 2
1,6,3,9,9,3	1, 2, 1, 3, 3, 1	0.63993	331	“	“	“	Grade 3
1,6,3,9,9,0	1, 2, 1, 3, 3, 0	0.63990	330	“	“	“	Grade 4
1,6,3,9,6,9	1, 2, 1, 3, 2, 3	0.63969	848	“	Class 1	Order 2	Grade 1
1,6,3,9,6,6	1, 2, 1, 3, 2, 2	0.63966	183	“	“	“	Grade 2
1,6,3,9,6,3	1, 2, 1, 3, 2, 1	0.63963	120	“	“	“	Grade 3
1,6,3,9,6,0	1, 2, 1, 3, 2, 0	0.63960	119	“	“	“	Grade 4
1,6,3,9,3,9	1, 2, 1, 3, 1, 3	0.63939	817	“	Class 1	Order 3	Grade 1
1,6,3,9,3,6	1, 2, 1, 3, 1, 2	0.63936	152	“	“	“	Grade 2
1,6,3,9,3,3	1, 2, 1, 3, 1, 1	0.63933	89	“	“	“	Grade 3
1,6,3,9,3,0	1, 2, 1, 3, 1, 0	0.63930	88	“	“	“	Grade 4
1,6,3,9,0,9	1, 2, 1, 3, 0, 3	0.63909	816	“	Class 1	Order 4	Grade 1
1,6,3,9,0,6	1, 2, 1, 3, 0, 2	0.63906	151	“	“	“	Grade 2
1,6,3,9,0,3	1, 2, 1, 3, 0, 1	0.63903	88	“	“	“	Grade 3
1,6,3,9,0,0	1, 2, 1, 3, 0, 0	0.63900	87	“	“	“	Grade 4
1,6,3,6,9,9	1, 2, 1, 2, 3, 3	0.63699	994	Lower	Class 2	Order 1	Grade 1
1,6,3,6,9,6	1, 2, 1, 2, 3, 2	0.63696	329	“	“	“	Grade 2
1,6,3,6,9,3	1, 2, 1, 2, 3, 1	0.63693	266	“	“	“	Grade 3
1,6,3,6,9,0	1, 2, 1, 2, 3, 0	0.63690	265	“	“	“	Grade 4
1,6,3,6,6,9	1, 2, 1, 2, 2, 3	0.63669	783	“	Class 2	Order 2	Grade 1
1,6,3,6,6,6	1, 2, 1, 2, 2, 2	0.63666	118	“	“	“	Grade 2
1,6,3,6,6,3	1, 2, 1, 2, 2, 1	0.63663	55	“	“	“	Grade 3
1,6,3,6,6,0	1, 2, 1, 2, 2, 0	0.63660	54	“	“	“	Grade 4
1,6,3,6,3,9	1, 2, 1, 2, 1, 3	0.63639	752	“	Class 2	Order 3	Grade 1
1,6,3,6,3,6	1, 2, 1, 2, 1, 2	0.63636	87	“	“	“	Grade 2
1,6,3,6,3,3	1, 2, 1, 2, 1, 1	0.63633	24	“	“	“	Grade 3
1,6,3,6,3,0	1, 2, 1, 2, 1, 0	0.63630	23	“	“	“	Grade 4
1,6,3,6,0,9	1, 2, 1, 2, 0, 3	0.63609	751	“	Class 2	Order 4	Grade 1
1,6,3,6,0,6	1, 2, 1, 2, 0, 2	0.63606	86	“	“	“	Grade 2
1,6,3,6,0,3	1, 2, 1, 2, 0, 1	0.63603	23	“	“	“	Grade 3
1,6,3,6,0,0	1, 2, 1, 2, 0, 0	0.63600	22	“	“	“	Grade 4
1,6,3,3,9,9	1, 2, 1, 1, 3, 3	0.63399	979	Lower	Class 3	Order 1	Grade 1
1,6,3,3,9,6	1, 2, 1, 1, 3, 2	0.63396	314	“	“	“	Grade 2
1,6,3,3,9,3	1, 2, 1, 1, 3, 1	0.63393	251	“	“	“	Grade 3

SOCIO-DEMOGRAPHIC STATUS

1,6,3,3,9,0	1, 2, 1, 1, 3, 0	0.63390	250	“	“	“	Grade 4
1,6,3,3,6,9	1, 2, 1, 1, 2, 3	0.63369	768	“	Class 3	Order 2	Grade 1
1,6,3,3,6,6	1, 2, 1, 1, 2, 2	0.63366	103	“	“	“	Grade 2
1,6,3,3,6,3	1, 2, 1, 1, 2, 1	0.63363	40	“	“	“	Grade 3
1,6,3,3,6,0	1, 2, 1, 1, 2, 0	0.63360	39	“	“	“	Grade 4
1,6,3,3,3,9	1, 2, 1, 1, 1, 3	0.63339	737	“	Class 3	Order 3	Grade 1
1,6,3,3,3,6	1, 2, 1, 1, 1, 2	0.63336	72	“	“	“	Grade 2
1,6,3,3,3,3	1, 2, 1, 1, 1, 1	0.63333	9	“	“	“	Grade 3
1,6,3,3,3,0	1, 2, 1, 1, 1, 0	0.63330	8	“	“	“	Grade 4
1,6,3,3,0,9	1, 2, 1, 1, 0, 3	0.63309	736	“	Class 3	Order 4	Grade 1
1,6,3,3,0,6	1, 2, 1, 1, 0, 2	0.63306	71	“	“	“	Grade 2
1,6,3,3,0,3	1, 2, 1, 1, 0, 1	0.63303	8	“	“	“	Grade 3
1,6,3,3,0,0	1, 2, 1, 1, 0, 0	0.63300	7	“	“	“	Grade 4
1,6,3,0,9,9	1, 2, 1, 0, 3, 3	0.63099	978	Lower	Class 4	Order 1	Grade 1
1,6,3,0,9,6	1, 2, 1, 0, 3, 2	0.63096	313	“	“	“	Grade 2
1,6,3,0,9,3	1, 2, 1, 0, 3, 1	0.63093	250	“	“	“	Grade 3
1,6,3,0,9,0	1, 2, 1, 0, 3, 0	0.63090	249	“	“	“	Grade 4
1,6,3,0,6,9	1, 2, 1, 0, 2, 3	0.63069	767	“	Class 4	Order 2	Grade 1
1,6,3,0,6,6	1, 2, 1, 0, 2, 2	0.63066	102	“	“	“	Grade 2
1,6,3,0,6,3	1, 2, 1, 0, 2, 1	0.63063	39	“	“	“	Grade 3
1,6,3,0,6,0	1, 2, 1, 0, 2, 0	0.63060	38	“	“	“	Grade 4
1,6,3,0,3,9	1, 2, 1, 0, 1, 3	0.63039	736	“	Class 4	Order 3	Grade 1
1,6,3,0,3,6	1, 2, 1, 0, 1, 2	0.63036	71	“	“	“	Grade 2
1,6,3,0,3,3	1, 2, 1, 0, 1, 1	0.63033	8	“	“	“	Grade 3
1,6,3,0,3,0	1, 2, 1, 0, 1, 0	0.63030	7	“	“	“	Grade 4
1,6,3,0,0,9	1, 2, 1, 0, 0, 3	0.63009	735	“	Class 4	Order 4	Grade 1
1,6,3,0,0,6	1, 2, 1, 0, 0, 2	0.63006	70	“	“	“	Grade 2
1,6,3,0,0,3	1, 2, 1, 0, 0, 1	0.63003	7	“	“	“	Grade 3
1,6,3,0,0,0	1, 2, 1, 0, 0, 0	0.63000	6	“	“	“	Grade 4

SOCIO-DEMOGRAPHIC STATUS

Appendix III

Table: Showing the socio-demographic hierarchies within the first socio-demographic clade of feminine socio-demographic kingdom

(SDP) Ranking	(SDS) Ranking	SDc	SDs	SD-Group	SD-Class	SD-Order	SD-Grade
1,3,9,9,9,9	1, 1, 3, 3, 3, 3	0.39999	1082	Upper	Class 1	Order 1	Grade 1
1,3,9,9,9,6	1, 1, 3, 3, 3, 2	0.39996	417	“	“	“	Grade 2
1,3,9,9,9,3	1, 1, 3, 3, 3, 1	0.39993	354	“	“	“	Grade 3
1,3,9,9,9,0	1, 1, 3, 3, 3, 0	0.39990	353	“	“	“	Grade 4
1,3,9,9,6,9	1, 1, 3, 3, 2, 3	0.39969	871	“	Class 1	Order 2	Grade 1
1,3,9,9,6,6	1, 1, 3, 3, 2, 2	0.39966	206	“	“	“	Grade 2
1,3,9,9,6,3	1, 1, 3, 3, 2, 1	0.39963	143	“	“	“	Grade 3
1,3,9,9,6,0	1, 1, 3, 3, 2, 0	0.39960	142	“	“	“	Grade 4
1,3,9,9,3,9	1, 1, 3, 3, 1, 3	0.39939	840	“	Class 1	Order 3	Grade 1
1,3,9,9,3,6	1, 1, 3, 3, 1, 2	0.39936	175	“	“	“	Grade 2
1,3,9,9,3,3	1, 1, 3, 3, 1, 1	0.39933	112	“	“	“	Grade 3
1,3,9,9,3,0	1, 1, 3, 3, 1, 0	0.39930	111	“	“	“	Grade 4
1,3,9,9,0,9	1, 1, 3, 3, 0, 3	0.39909	839	“	Class 1	Order 4	Grade 1
1,3,9,9,0,6	1, 1, 3, 3, 0, 2	0.39906	174	“	“	“	Grade 2
1,3,9,9,0,3	1, 1, 3, 3, 0, 1	0.39903	111	“	“	“	Grade 3
1,3,9,9,0,0	1, 1, 3, 3, 0, 0	0.39900	110	“	“	“	Grade 4
1,3,9,6,9,9	1, 1, 3, 2, 3, 3	0.39699	1017	Upper	Class 2	Order 1	Grade 1
1,3,9,6,9,6	1, 1, 3, 2, 3, 2	0.39696	352	“	“	“	Grade 2
1,3,9,6,9,3	1, 1, 3, 2, 3, 1	0.39693	289	“	“	“	Grade 3
1,3,9,6,9,0	1, 1, 3, 2, 3, 0	0.39690	288	“	“	“	Grade 4
1,3,9,6,6,9	1, 1, 3, 2, 2, 3	0.39669	806	“	Class 2	Order 2	Grade 1
1,3,9,6,6,6	1, 1, 3, 2, 2, 2	0.39666	141	“	“	“	Grade 2
1,3,9,6,6,3	1, 1, 3, 2, 2, 1	0.39663	78	“	“	“	Grade 3
1,3,9,6,6,0	1, 1, 3, 2, 2, 0	0.39660	77	“	“	“	Grade 4
1,3,9,6,3,9	1, 1, 3, 2, 1, 3	0.39639	775	“	Class 2	Order 3	Grade 1
1,3,9,6,3,6	1, 1, 3, 2, 1, 2	0.39636	110	“	“	“	Grade 2
1,3,9,6,3,3	1, 1, 3, 2, 1, 1	0.39633	47	“	“	“	Grade 3
1,3,9,6,3,0	1, 1, 3, 2, 1, 0	0.39630	46	“	“	“	Grade 4
1,3,9,6,0,9	1, 1, 3, 2, 0, 3	0.39609	774	“	Class 2	Order 4	Grade 1
1,3,9,6,0,6	1, 1, 3, 2, 0, 2	0.39606	109	“	“	“	Grade 2
1,3,9,6,0,3	1, 1, 3, 2, 0, 1	0.39603	46	“	“	“	Grade 3
1,3,9,6,0,0	1, 1, 3, 2, 0, 0	0.39600	45	“	“	“	Grade 4
1,3,9,3,9,9	1, 1, 3, 1, 3, 3	0.39399	1002	Upper	Class 3	Order 1	Grade 1
1,3,9,3,9,6	1, 1, 3, 1, 3, 2	0.39396	337	“	“	“	Grade 2
1,3,9,3,9,3	1, 1, 3, 1, 3, 1	0.39393	274	“	“	“	Grade 3
1,3,9,3,9,0	1, 1, 3, 1, 3, 0	0.39390	273	“	“	“	Grade 4
1,3,9,3,6,9	1, 1, 3, 1, 2, 3	0.39369	791	“	Class 3	Order 2	Grade 1

SOCIO-DEMOGRAPHIC STATUS

1,3,9,3,6,6	1, 1, 3, 1, 2, 2	0.39366	126	“	“	“	Grade 2
1,3,9,3,6,3	1, 1, 3, 1, 2, 1	0.39363	63	“	“	“	Grade 3
1,3,9,3,6,0	1, 1, 3, 1, 2, 0	0.39360	62	“	“	“	Grade 4
1,3,9,3,3,9	1, 1, 3, 1, 1, 3	0.39339	760	“	Class 3	Order 3	Grade 1
1,3,9,3,3,6	1, 1, 3, 1, 1, 2	0.39336	95	“	“	“	Grade 2
1,3,9,3,3,3	1, 1, 3, 1, 1, 1	0.39333	32	“	“	“	Grade 3
1,3,9,3,3,0	1, 1, 3, 1, 1, 0	0.39330	31	“	“	“	Grade 4
1,3,9,3,0,9	1, 1, 3, 1, 0, 3	0.39309	759	“	Class 3	Order 4	Grade 1
1,3,9,3,0,6	1, 1, 3, 1, 0, 2	0.39306	94	“	“	“	Grade 2
1,3,9,3,0,3	1, 1, 3, 1, 0, 1	0.39303	31	“	“	“	Grade 3
1,3,9,3,0,0	1, 1, 3, 1, 0, 0	0.39300	30	“	“	“	Grade 4
1,3,9,0,9,9	1, 1, 3, 0, 3, 3	0.39099	1001	Upper	Class 4	Order 1	Grade 1
1,3,9,0,9,6	1, 1, 3, 0, 3, 2	0.39096	336	“	“	“	Grade 2
1,3,9,0,9,3	1, 1, 3, 0, 3, 1	0.39093	273	“	“	“	Grade 3
1,3,9,0,9,0	1, 1, 3, 0, 3, 0	0.39090	272	“	“	“	Grade 4
1,3,9,0,6,9	1, 1, 3, 0, 2, 3	0.39069	790	“	Class 4	Order 2	Grade 1
1,3,9,0,6,6	1, 1, 3, 0, 2, 2	0.39066	125	“	“	“	Grade 2
1,3,9,0,6,3	1, 1, 3, 0, 2, 1	0.39063	62	“	“	“	Grade 3
1,3,9,0,6,0	1, 1, 3, 0, 2, 0	0.39060	61	“	“	“	Grade 4
1,3,9,0,3,9	1, 1, 3, 0, 1, 3	0.39039	759	“	Class 4	Order 3	Grade 1
1,3,9,0,3,6	1, 1, 3, 0, 1, 2	0.39036	94	“	“	“	Grade 2
1,3,9,0,3,3	1, 1, 3, 0, 1, 1	0.39033	31	“	“	“	Grade 3
1,3,9,0,3,0	1, 1, 3, 0, 1, 0	0.39030	30	“	“	“	Grade 4
1,3,9,0,0,9	1, 1, 3, 0, 0, 3	0.39009	758	“	Class 4	Order 4	Grade 1
1,3,9,0,0,6	1, 1, 3, 0, 0, 2	0.39006	93	“	“	“	Grade 2
1,3,9,0,0,3	1, 1, 3, 0, 0, 1	0.39003	30	“	“	“	Grade 3
1,3,9,0,0,0	1, 1, 3, 0, 0, 0	0.39000	29	“	“	“	Grade 4
1,3,6,9,9,9	1, 1, 2, 3, 3, 3	0.36999	1063	Middle	Class 1	Order 1	Grade 1
1,3,6,9,9,6	1, 1, 2, 3, 3, 2	0.36996	398	“	“	“	Grade 2
1,3,6,9,9,3	1, 1, 2, 3, 3, 1	0.36993	335	“	“	“	Grade 3
1,3,6,9,9,0	1, 1, 2, 3, 3, 0	0.36990	334	“	“	“	Grade 4
1,3,6,9,6,9	1, 1, 2, 3, 2, 3	0.36969	852	“	Class 1	Order 2	Grade 1
1,3,6,9,6,6	1, 1, 2, 3, 2, 2	0.36966	187	“	“	“	Grade 2
1,3,6,9,6,3	1, 1, 2, 3, 2, 1	0.36963	124	“	“	“	Grade 3
1,3,6,9,6,0	1, 1, 2, 3, 2, 0	0.36960	123	“	“	“	Grade 4
1,3,6,9,3,9	1, 1, 2, 3, 1, 3	0.36939	821	“	Class 1	Order 3	Grade 1
1,3,6,9,3,6	1, 1, 2, 3, 1, 2	0.36936	156	“	“	“	Grade 2
1,3,6,9,3,3	1, 1, 2, 3, 1, 1	0.36933	93	“	“	“	Grade 3
1,3,6,9,3,0	1, 1, 2, 3, 1, 0	0.36930	92	“	“	“	Grade 4
1,3,6,9,0,9	1, 1, 2, 3, 0, 3	0.36909	820	“	Class 1	Order 4	Grade 1
1,3,6,9,0,6	1, 1, 2, 3, 0, 2	0.36906	155	“	“	“	Grade 2
1,3,6,9,0,3	1, 1, 2, 3, 0, 1	0.36903	92	“	“	“	Grade 3

SOCIO-DEMOGRAPHIC STATUS

1,3,6,9,0,0	1, 1, 2, 3, 0, 0	0.36900	91	“	“	“	Grade 4
1,3,6,6,9,9	1, 1, 2, 2, 3, 3	0.36699	998	Middle	Class 2	Order 1	Grade 1
1,3,6,6,9,6	1, 1, 2, 2, 3, 2	0.36696	333	“	“	“	Grade 2
1,3,6,6,9,3	1, 1, 2, 2, 3, 1	0.36693	270	“	“	“	Grade 3
1,3,6,6,9,0	1, 1, 2, 2, 3, 0	0.36690	269	“	“	“	Grade 4
1,3,6,6,6,9	1, 1, 2, 2, 2, 3	0.36669	787	“	Class 2	Order 2	Grade 1
1,3,6,6,6,6	1, 1, 2, 2, 2, 2	0.36666	122	“	“	“	Grade 2
1,3,6,6,6,3	1, 1, 2, 2, 2, 1	0.36663	59	“	“	“	Grade 3
1,3,6,6,6,0	1, 1, 2, 2, 2, 0	0.36660	58	“	“	“	Grade 4
1,3,6,6,3,9	1, 1, 2, 2, 1, 3	0.36639	756	“	Class 2	Order 3	Grade 1
1,3,6,6,3,6	1, 1, 2, 2, 1, 2	0.36636	91	“	“	“	Grade 2
1,3,6,6,3,3	1, 1, 2, 2, 1, 1	0.36633	28	“	“	“	Grade 3
1,3,6,6,3,0	1, 1, 2, 2, 1, 0	0.36630	27	“	“	“	Grade 4
1,3,6,6,0,9	1, 1, 2, 2, 0, 3	0.36609	755	“	Class 2	Order 4	Grade 1
1,3,6,6,0,6	1, 1, 2, 2, 0, 2	0.36606	90	“	“	“	Grade 2
1,3,6,6,0,3	1, 1, 2, 2, 0, 1	0.36603	27	“	“	“	Grade 3
1,3,6,6,0,0	1, 1, 2, 2, 0, 0	0.36600	26	“	“	“	Grade 4
1,3,6,3,9,9	1, 1, 2, 1, 3, 3	0.36399	983	Middle	Class 3	Order 1	Grade 1
1,3,6,3,9,6	1, 1, 2, 1, 3, 2	0.36396	318	“	“	“	Grade 2
1,3,6,3,9,3	1, 1, 2, 1, 3, 1	0.36393	255	“	“	“	Grade 3
1,3,6,3,9,0	1, 1, 2, 1, 3, 0	0.36390	254	“	“	“	Grade 4
1,3,6,3,6,9	1, 1, 2, 1, 2, 3	0.36369	772	“	Class 3	Order 2	Grade 1
1,3,6,3,6,6	1, 1, 2, 1, 2, 2	0.36366	107	“	“	“	Grade 2
1,3,6,3,6,3	1, 1, 2, 1, 2, 1	0.36363	44	“	“	“	Grade 3
1,3,6,3,6,0	1, 1, 2, 1, 2, 0	0.36360	43	“	“	“	Grade 4
1,3,6,3,3,9	1, 1, 2, 1, 1, 3	0.36339	741	“	Class 3	Order 3	Grade 1
1,3,6,3,3,6	1, 1, 2, 1, 1, 2	0.36336	76	“	“	“	Grade 2
1,3,6,3,3,3	1, 1, 2, 1, 1, 1	0.36333	13	“	“	“	Grade 3
1,3,6,3,3,0	1, 1, 2, 1, 1, 0	0.36330	12	“	“	“	Grade 4
1,3,6,3,0,9	1, 1, 2, 1, 0, 3	0.36309	740	“	Class 3	Order 4	Grade 1
1,3,6,3,0,6	1, 1, 2, 1, 0, 2	0.36306	75	“	“	“	Grade 2
1,3,6,3,0,3	1, 1, 2, 1, 0, 1	0.36303	12	“	“	“	Grade 3
1,3,6,3,0,0	1, 1, 2, 1, 0, 0	0.36300	11	“	“	“	Grade 4
1,3,6,0,9,9	1, 1, 2, 0, 3, 3	0.36099	982	Middle	Class 4	Order 1	Grade 1
1,3,6,0,9,6	1, 1, 2, 0, 3, 2	0.36096	317	“	“	“	Grade 2
1,3,6,0,9,3	1, 1, 2, 0, 3, 1	0.36093	254	“	“	“	Grade 3
1,3,6,0,9,0	1, 1, 2, 0, 3, 0	0.36090	253	“	“	“	Grade 4
1,3,6,0,6,9	1, 1, 2, 0, 2, 3	0.36069	771	“	Class 4	Order 2	Grade 1
1,3,6,0,6,6	1, 1, 2, 0, 2, 2	0.36066	106	“	“	“	Grade 2
1,3,6,0,6,3	1, 1, 2, 0, 2, 1	0.36063	43	“	“	“	Grade 3
1,3,6,0,6,0	1, 1, 2, 0, 2, 0	0.36060	42	“	“	“	Grade 4
1,3,6,0,3,9	1, 1, 2, 0, 1, 3	0.36039	740	“	Class 4	Order 3	Grade 1

SOCIO-DEMOGRAPHIC STATUS

1,3,6,0,3,6	1, 1, 2, 0, 1, 2	0.36036	75	“	“	“	Grade 2
1,3,6,0,3,3	1, 1, 2, 0, 1, 1	0.36033	12	“	“	“	Grade 3
1,3,6,0,3,0	1, 1, 2, 0, 1, 0	0.36030	11	“	“	“	Grade 4
1,3,6,0,0,9	1, 1, 2, 0, 0, 3	0.36009	739	“	Class 4	Order 4	Grade 1
1,3,6,0,0,6	1, 1, 2, 0, 0, 2	0.36006	74	“	“	“	Grade 2
1,3,6,0,0,3	1, 1, 2, 0, 0, 1	0.36003	11	“	“	“	Grade 3
1,3,6,0,0,0	1, 1, 2, 0, 0, 0	0.36000	10	“	“	“	Grade 4
1,3,3,9,9,9	1, 1, 1, 3, 3, 3	0.33999	1056	Lower	Class 1	Order 1	Grade 1
1,3,3,9,9,6	1, 1, 1, 3, 3, 2	0.33996	391	“	“	“	Grade 2
1,3,3,9,9,3	1, 1, 1, 3, 3, 1	0.33993	328	“	“	“	Grade 3
1,3,3,9,9,0	1, 1, 1, 3, 3, 0	0.33990	327	“	“	“	Grade 4
1,3,3,9,6,9	1, 1, 1, 3, 2, 3	0.33969	845	“	Class 1	Order 2	Grade 1
1,3,3,9,6,6	1, 1, 1, 3, 2, 2	0.33966	180	“	“	“	Grade 2
1,3,3,9,6,3	1, 1, 1, 3, 2, 1	0.33963	117	“	“	“	Grade 3
1,3,3,9,6,0	1, 1, 1, 3, 2, 0	0.33960	116	“	“	“	Grade 4
1,3,3,9,3,9	1, 1, 1, 3, 1, 3	0.33939	814	“	Class 1	Order 3	Grade 1
1,3,3,9,3,6	1, 1, 1, 3, 1, 2	0.33936	149	“	“	“	Grade 2
1,3,3,9,3,3	1, 1, 1, 3, 1, 1	0.33933	86	“	“	“	Grade 3
1,3,3,9,3,0	1, 1, 1, 3, 1, 0	0.33930	85	“	“	“	Grade 4
1,3,3,9,0,9	1, 1, 1, 3, 0, 3	0.33909	813	“	Class 1	Order 4	Grade 1
1,3,3,9,0,6	1, 1, 1, 3, 0, 2	0.33906	148	“	“	“	Grade 2
1,3,3,9,0,3	1, 1, 1, 3, 0, 1	0.33903	85	“	“	“	Grade 3
1,3,3,9,0,0	1, 1, 1, 3, 0, 0	0.33900	84	“	“	“	Grade 4
1,3,3,6,9,9	1, 1, 1, 2, 3, 3	0.33699	991	Lower	Class 2	Order 1	Grade 1
1,3,3,6,9,6	1, 1, 1, 2, 3, 2	0.33696	326	“	“	“	Grade 2
1,3,3,6,9,3	1, 1, 1, 2, 3, 1	0.33693	263	“	“	“	Grade 3
1,3,3,6,9,0	1, 1, 1, 2, 3, 0	0.33690	262	“	“	“	Grade 4
1,3,3,6,6,9	1, 1, 1, 2, 2, 3	0.33669	780	“	Class 2	Order 2	Grade 1
1,3,3,6,6,6	1, 1, 1, 2, 2, 2	0.33666	115	“	“	“	Grade 2
1,3,3,6,6,3	1, 1, 1, 2, 2, 1	0.33663	52	“	“	“	Grade 3
1,3,3,6,6,0	1, 1, 1, 2, 2, 0	0.33660	51	“	“	“	Grade 4
1,3,3,6,3,9	1, 1, 1, 2, 1, 3	0.33639	749	“	Class 2	Order 3	Grade 1
1,3,3,6,3,6	1, 1, 1, 2, 1, 2	0.33636	84	“	“	“	Grade 2
1,3,3,6,3,3	1, 1, 1, 2, 1, 1	0.33633	21	“	“	“	Grade 3
1,3,3,6,3,0	1, 1, 1, 2, 1, 0	0.33630	20	“	“	“	Grade 4
1,3,3,6,0,9	1, 1, 1, 2, 0, 3	0.33609	748	“	Class 2	Order 4	Grade 1
1,3,3,6,0,6	1, 1, 1, 2, 0, 2	0.33606	83	“	“	“	Grade 2
1,3,3,6,0,3	1, 1, 1, 2, 0, 1	0.33603	20	“	“	“	Grade 3
1,3,3,6,0,0	1, 1, 1, 2, 0, 0	0.33600	19	“	“	“	Grade 4
1,3,3,3,9,9	1, 1, 1, 1, 3, 3	0.33399	976	Lower	Class 3	Order 1	Grade 1
1,3,3,3,9,6	1, 1, 1, 1, 3, 2	0.33396	311	“	“	“	Grade 2
1,3,3,3,9,3	1, 1, 1, 1, 3, 1	0.33393	248	“	“	“	Grade 3

SOCIO-DEMOGRAPHIC STATUS

1,3,3,3,9,0	1, 1, 1, 1, 3, 0	0.33390	247	“	“	“	Grade 4
1,3,3,3,6,9	1, 1, 1, 1, 2, 3	0.33369	765	“	Class 3	Order 2	Grade 1
1,3,3,3,6,6	1, 1, 1, 1, 2, 2	0.33366	100	“	“	“	Grade 2
1,3,3,3,6,3	1, 1, 1, 1, 2, 1	0.33363	37	“	“	“	Grade 3
1,3,3,3,6,0	1, 1, 1, 1, 2, 0	0.33360	36	“	“	“	Grade 4
1,3,3,3,3,9	1, 1, 1, 1, 1, 3	0.33339	734	“	Class 3	Order 3	Grade 1
1,3,3,3,3,6	1, 1, 1, 1, 1, 2	0.33336	69	“	“	“	Grade 2
1,3,3,3,3,3	1, 1, 1, 1, 1, 1	0.33333	6	“	“	“	Grade 3
1,3,3,3,3,0	1, 1, 1, 1, 1, 0	0.33330	5	“	“	“	Grade 4
1,3,3,3,0,9	1, 1, 1, 1, 0, 3	0.33309	733	“	Class 3	Order 4	Grade 1
1,3,3,3,0,6	1, 1, 1, 1, 0, 2	0.33306	68	“	“	“	Grade 2
1,3,3,3,0,3	1, 1, 1, 1, 0, 1	0.33303	5	“	“	“	Grade 3
1,3,3,3,0,0	1, 1, 1, 1, 0, 0	0.33300	4	“	“	“	Grade 4
1,3,3,0,9,9	1, 1, 1, 0, 3, 3	0.33099	975	Lower	Class 4	Order 1	Grade 1
1,3,3,0,9,6	1, 1, 1, 0, 3, 2	0.33096	310	“	“	“	Grade 2
1,3,3,0,9,3	1, 1, 1, 0, 3, 1	0.33093	247	“	“	“	Grade 3
1,3,3,0,9,0	1, 1, 1, 0, 3, 0	0.33090	246	“	“	“	Grade 4
1,3,3,0,6,9	1, 1, 1, 0, 2, 3	0.33069	764	“	Class 4	Order 2	Grade 1
1,3,3,0,6,6	1, 1, 1, 0, 2, 2	0.33066	99	“	“	“	Grade 2
1,3,3,0,6,3	1, 1, 1, 0, 2, 1	0.33063	36	“	“	“	Grade 3
1,3,3,0,6,0	1, 1, 1, 0, 2, 0	0.33060	35	“	“	“	Grade 4
1,3,3,0,3,9	1, 1, 1, 0, 1, 3	0.33039	733	“	Class 4	Order 3	Grade 1
1,3,3,0,3,6	1, 1, 1, 0, 1, 2	0.33036	68	“	“	“	Grade 2
1,3,3,0,3,3	1, 1, 1, 0, 1, 1	0.33033	5	“	“	“	Grade 3
1,3,3,0,3,0	1, 1, 1, 0, 1, 0	0.33030	4	“	“	“	Grade 4
1,3,3,0,0,9	1, 1, 1, 0, 0, 3	0.33009	732	“	Class 4	Order 4	Grade 1
1,3,3,0,0,6	1, 1, 1, 0, 0, 2	0.33006	67	“	“	“	Grade 2
1,3,3,0,0,3	1, 1, 1, 0, 0, 1	0.33003	4	“	“	“	Grade 3
1,3,3,0,0,0	1, 1, 1, 0, 0, 0	0.33000	3	“	“	“	Grade 4

Conflicts of Interest: The author declares no conflict of interest. This research did not receive any specific grant from funding agencies in the public, commercial, or not-for-profit sectors.

Correspondence: Correspondence should be address to Kabir Bindawa Abdullahi, Department of Biology, Faculty of Natural and Applied Sciences, Umaru Musa Yar'adua University, P.M.B., 2218 Katsina, Katsina State, Nigeria.

SOCIO-DEMOGRAPHIC STATUS

References

- Abdullahi, K.B. (2019). Optimization of Value Measurement Methods. Preprints, 2019010107, page 21-23. doi: 10.20944/preprints201901.0107.v2.
- Bai, P.Y., Wittert, G.A., Taylor, A.W., Martin, S.A., Milne, R.W., Shi, Z. (2015). The Association of Socio-Demographic Status, Lifestyle Factors and Dietary Patterns with Total Urinary Phthalates in Australian Men, PLoS ONE, 10(4), e0122140. <https://doi.org/10.1371/journal.pone.0122140>
- Karl, M. (1959). *Capital: An Analysis of Capitalist Production*. Volume 1, Moscow, p. 332.
- Krøvdal, R. (2002). A cancer survival model that takes sociodemographic variations in “normal” mortality into account: comparison with other models. *J Epidemiol Commun Health*, 56, 309–18.
- Ramirez, A.J., Pinder, K.L., Black, M.E., Richards, M.A., Gregory, W.M., Rubens, R.D. (1993). Psychiatric disorders in patients with advanced breast cancer: prevalence and associated factors. *Eur J Cancer*, 29, 524–7.
- Skrzypczak, M., Łaski, P., Czerniak, U., Kycier, W. (2009). Do chronological age and selected socio-demographic factors affect quality of life in females with breast cancer? *Anthr Rev.*, 72, 31–44.
- Thomas, G., Keltner, D., Nisbett, R. E. (2006). *Social psychology*. W.W. Norton. pp. 467–468.
- Trent, K., & South, S. J. (1992). Sociodemographic status, parental background, childhood family structure, and attitudes toward family formation. *Journal of Marriage and the Family*, 54(2), 427-439. <http://dx.doi.org/10.2307/353074>.
- Weber, M. (1921/2015). "*Classes, Stände, Parties*" in *Weber's Rationalism and Modern Society: New Translations on Politics, Bureaucracy and Social Stratification*. Edited and Translated by Tony Waters and Dagmar Waters, pp. 37–58.