

Title: A normalized mortality rate showed the diverse severity of Covid-19 in the world

Authors: Santosh Kumar¹, PR Renjith², C Priscilla¹, Selva Kumar Ganesan³

¹ Department of Pathology, Jawaharlal Institute of Postgraduate Medical Education and Research, Puducherry, India

² PSC Padashala, Alva's Academy, Mananthavady, Wayanad, Kerala, India

³ Department of Physiology, Jawaharlal Institute of Postgraduate Medical Education and Research, Puducherry, India

Corresponding author

Santosh Kumar

Department of Pathology

Jawaharlal Institute of Postgraduate Medical Education and Research, Puducherry, India

E-mail: san0016@gmail.com

Phone: +91-7200291857

Abstract

Covid-19 has given a halt to all the activities in the world. Europe was most affected followed by the United States of America. In this study we have assessed the severity of Covid-19 by analyzing the mortality rate in Covid-19 and other diseases. The Covid-19 data and “death rate” data caused by other diseases (cardiovascular diseases, cancer, non-communicable respiratory diseases, respiratory infectious diseases, diabetes mellitus, and kidney diseases) were downloaded from the world health organization (WHO) website. A normalized period based method was used to see the mortality rate of Covid-19 in comparison to other diseases. The deaths occurred by cardiovascular diseases, cancer, and respiratory diseases were more in number than the Covid-19 caused deaths in the 45 days period where most of the Covid-19 deaths had taken place. The mortality rate of Covid-19 was highest in France followed by Belgium and the lowest in Russia while the share of Covid-19 caused deaths in total deaths by all causes was the highest in Belgium followed by Spain and the lowest in Japan. The severity of Covid-19 in the USA was moderate. The severity of Covid-19 in Asian countries was found to be moderate to low. The severity of Covid-19 was diverse in the world. Europe showed the highest diversity in the mortality rate of Covid-19. Cardiovascular diseases, cancer, and non-communicable diseases were still more lethal and caused more deaths than Covid-19.

Keywords: Covid-19, Mortality rate, Cancer, Cardiovascular disease, Non-communicable respiratory disease, SARS-Cov-2

Introduction

Covid-19 has crossed a two million mark causing more than 100,000 deaths worldwide in just over three months. It was started in China and spread all over the world[1,2]. Europe and the United States of America (USA) were the worst affected by Covid-19 infection. Italy, Spain, France, and the United Kingdom (UK) together and the USA alone have lost more than 75,000 and 30,000 lives in less than two months. It was on increase in Europe and the USA as well as in other parts of the world. The severity of Covid-19 was different in different countries[3,4]. It seemed to be more lethal in Europe with the highest death reported[5].

There was a different and blurred opinion worldwide on the behavior and severity of Covid-19. Most of the countries were under lockdown to stop the transmission of SARS-Cov-2. We did not know much about Covid-19 how it affected a diseased body in different condition and why mortality rate differed in different countries and region

Two different mortality rate calculation method was used to see the severity of Covid-19. In the first method, the mortality rate was calculated based on total positive Covid-19 cases to see the severity of Covid-19 in different countries. In the second method, a normalized mortality rate was used based on 45 days period to see the severity of Covid-19 in comparison to other diseases.

Materials and Methods

Two different datasets were used for this study. As the first dataset, Covid-19 data was downloaded from the Covid-19 dashboard set up by WHO. Covid-19 data was updated till 18th April 2020. Deaths caused by Covid-19 was calculated for 45 days period from 5th March to 18th April 2020. As the second dataset, Global Health Estimate (GHE) 2016 summary table which was released in March 2018 by Department of information, Evidence, and Research, World Health

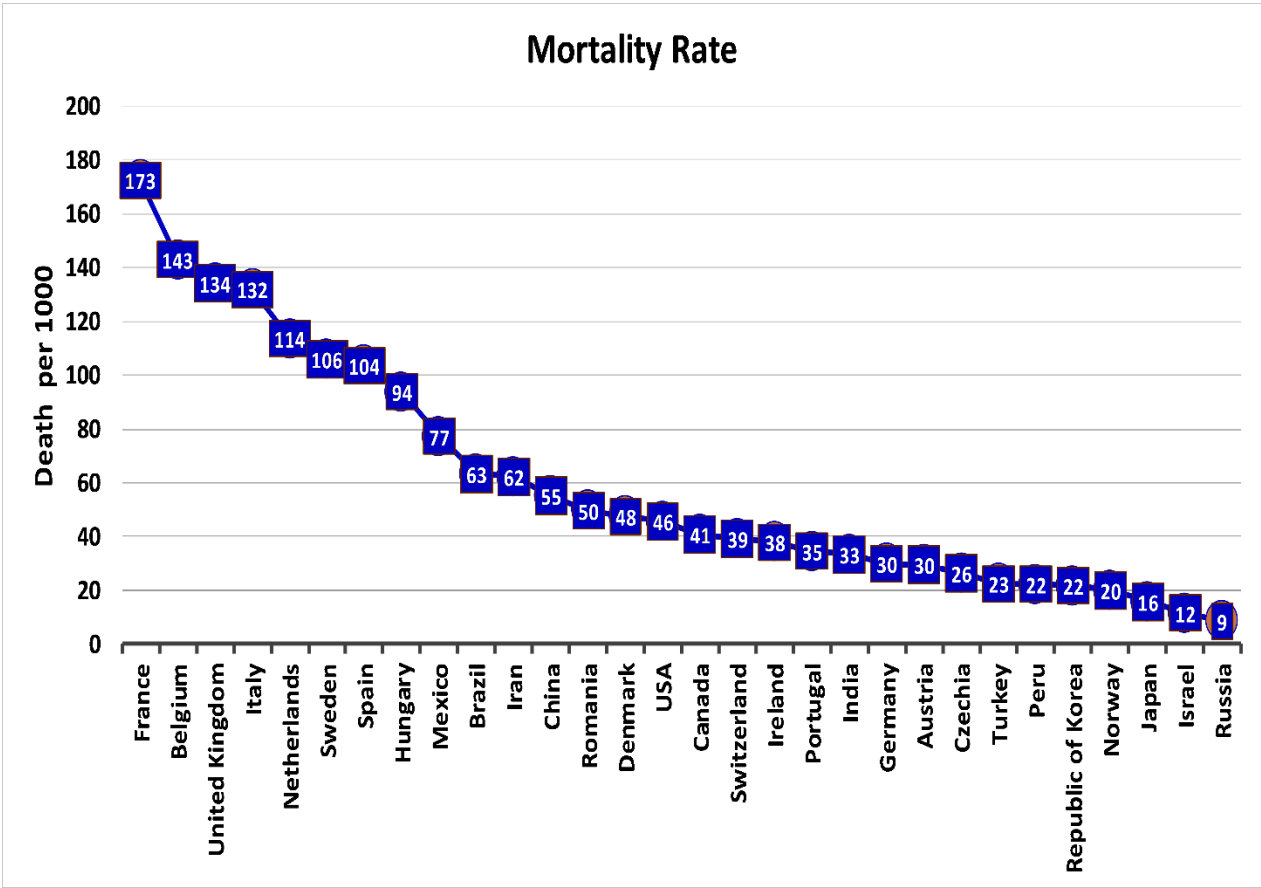
Organization (WHO), Geneva, Switzerland was downloaded from the WHO website. GHE code – 0, 380, 610, 800, 1100, 1170, and 1270 which contain data for all causes, respiratory infectious diseases, malignant neoplasms, diabetes mellitus, cardiovascular diseases, non-communicable respiratory diseases, and kidney diseases respectively were used for this study.

The mortality rate of Covid-19 was calculated in two ways. As the first method mortality rate was calculated by dividing the total deaths caused by Covid-19 by the total number of positive Covid-19 cases per 1000. This method was used to see the death rate of Covid-19 among positive Covid-19 people. Only those countries were included in the first part of the study where Covid-19 positive cases exceeded 10,000. The second method was based on the total number of deaths caused by Covid-19 and other diseases in 45 days period to compare the severity of Covid-19 with other diseases. The mortality rate caused by different diseases and reasons were converted into deaths per one and half month (45 days). The downloaded data was in the unit of mortality per 1,00,000 population. The given mortality rate was divided by 1,00,000 and then multiplied by the population of that country which gave the number of deaths by various causes per year. It further divided by 9, which gave an average death occurred per one and a half months for the respective country. Covid-19 caused deaths for the period of 45 days (5th March – 18th April 2020) was compared with the deaths caused by cardiovascular diseases, cancer, non-communicable respiratory diseases, respiratory infectious diseases, diabetes mellitus, and kidney diseases in 45 days period. All the countries who have reported more than 100 deaths by Covid-19 were included at the preliminary label. Only those countries were included for the final and second part of the study where high completeness and quality of cause of death assignment was available (according to WHO norms). All the calculations performed, and graphs were drawn in R version 3.6.2 and Microsoft Excel[6,7].

Results

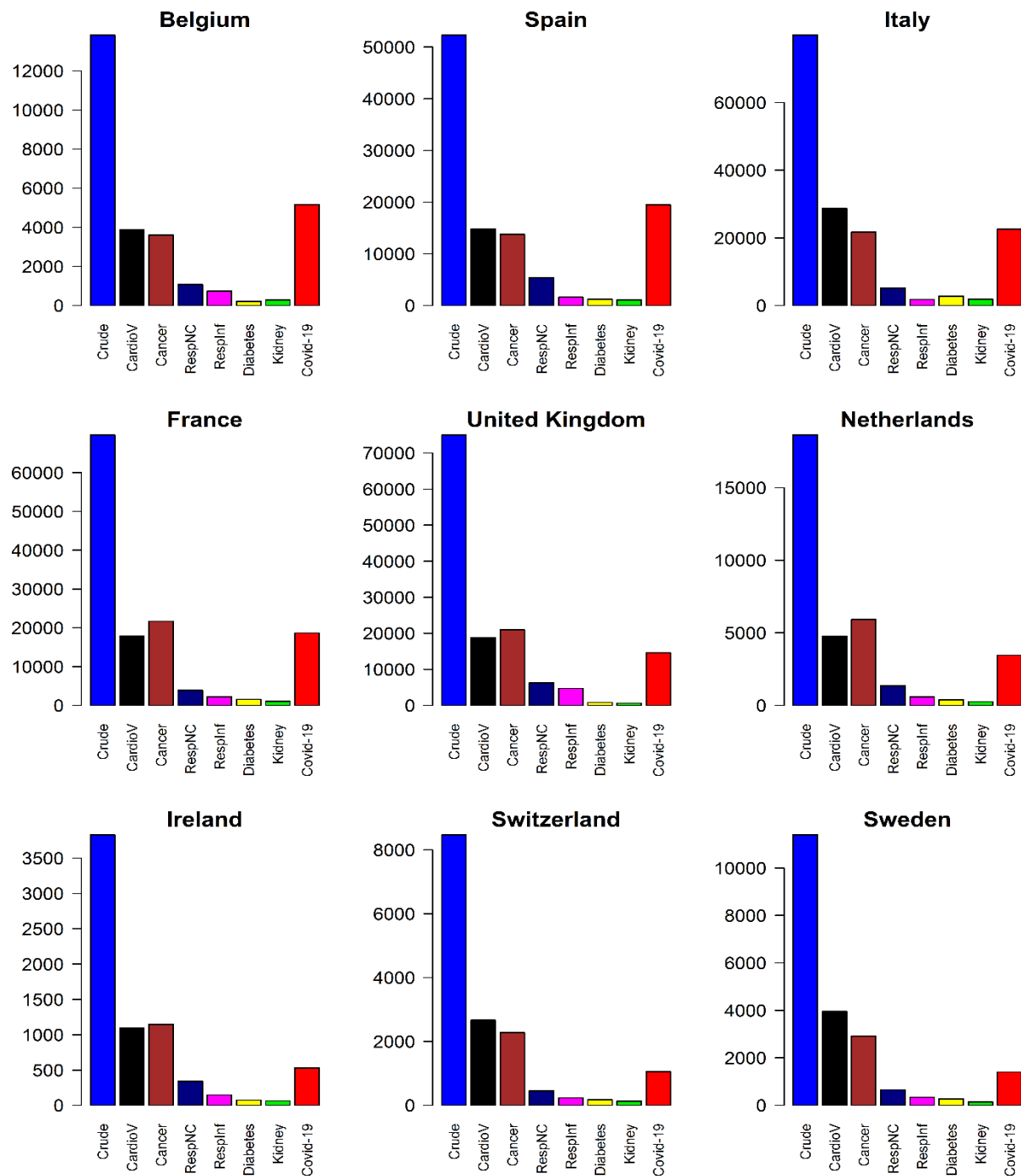
France showed the highest mortality rate (Covid-19 caused deaths out of Covid-19 positive cases per 1000) at 173 which was followed by Belgium, UK, and Italy 143, 134, and 132 respectively (Figure1). The mortality rate in the USA, China, and India was at 46, 55, and 33 respectively (Figure1). Germany, the Republic of Korea, Japan, Israel, and Russia were at the bottom place with a mortality rate at 30, 22, 16, 12, and 9 respectively (Figure1).

Figure1: Mortality Rate of Covid-19



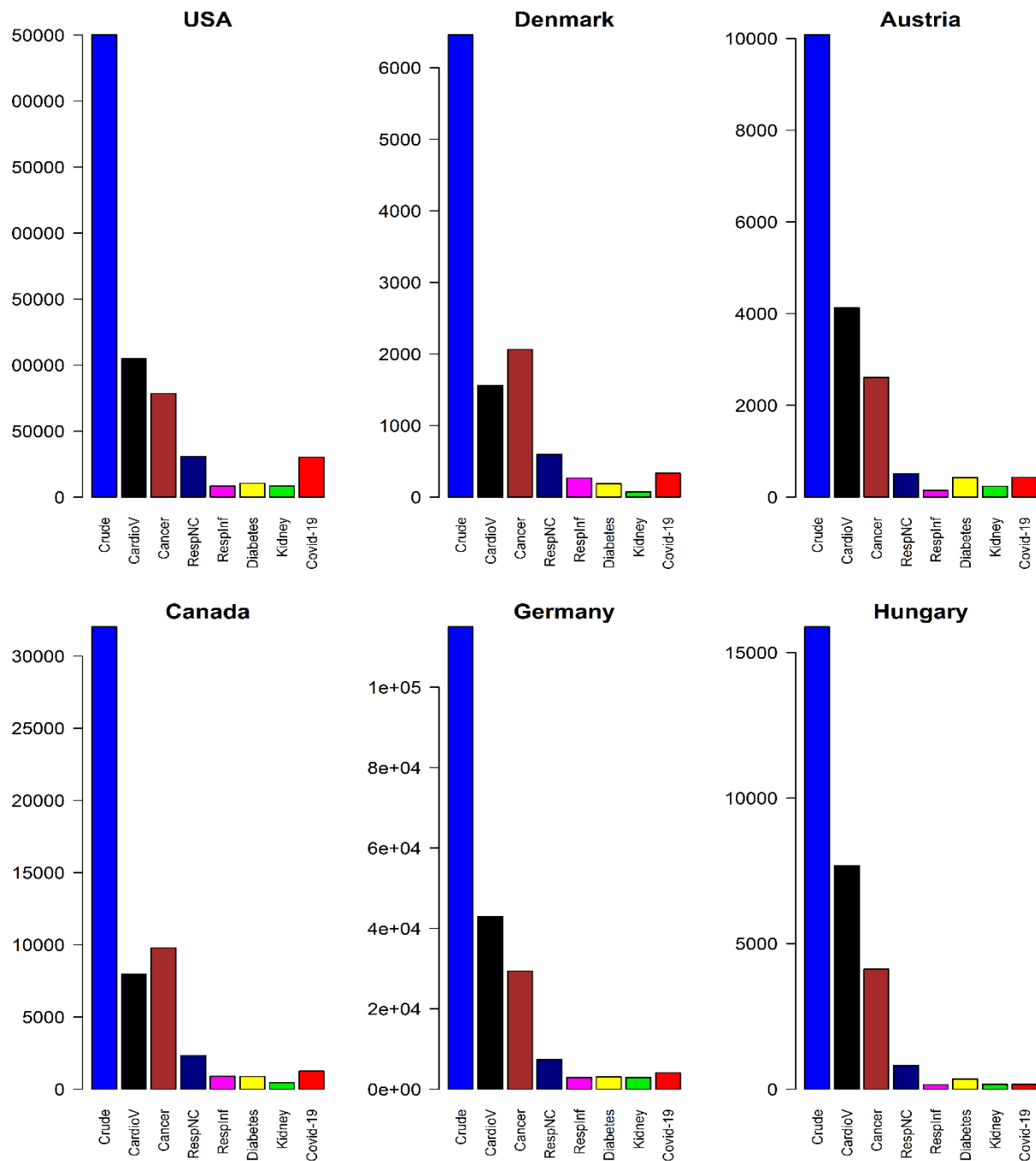
Mortality rate of Covid-19 was calculated as deaths caused by Covid-19 per 1000 Covid-19 affected people; UK: The United Kingdom; USA: The United States of America

Figure-2: Death Caused by Covid-19 and Other Diseases (High risk group)



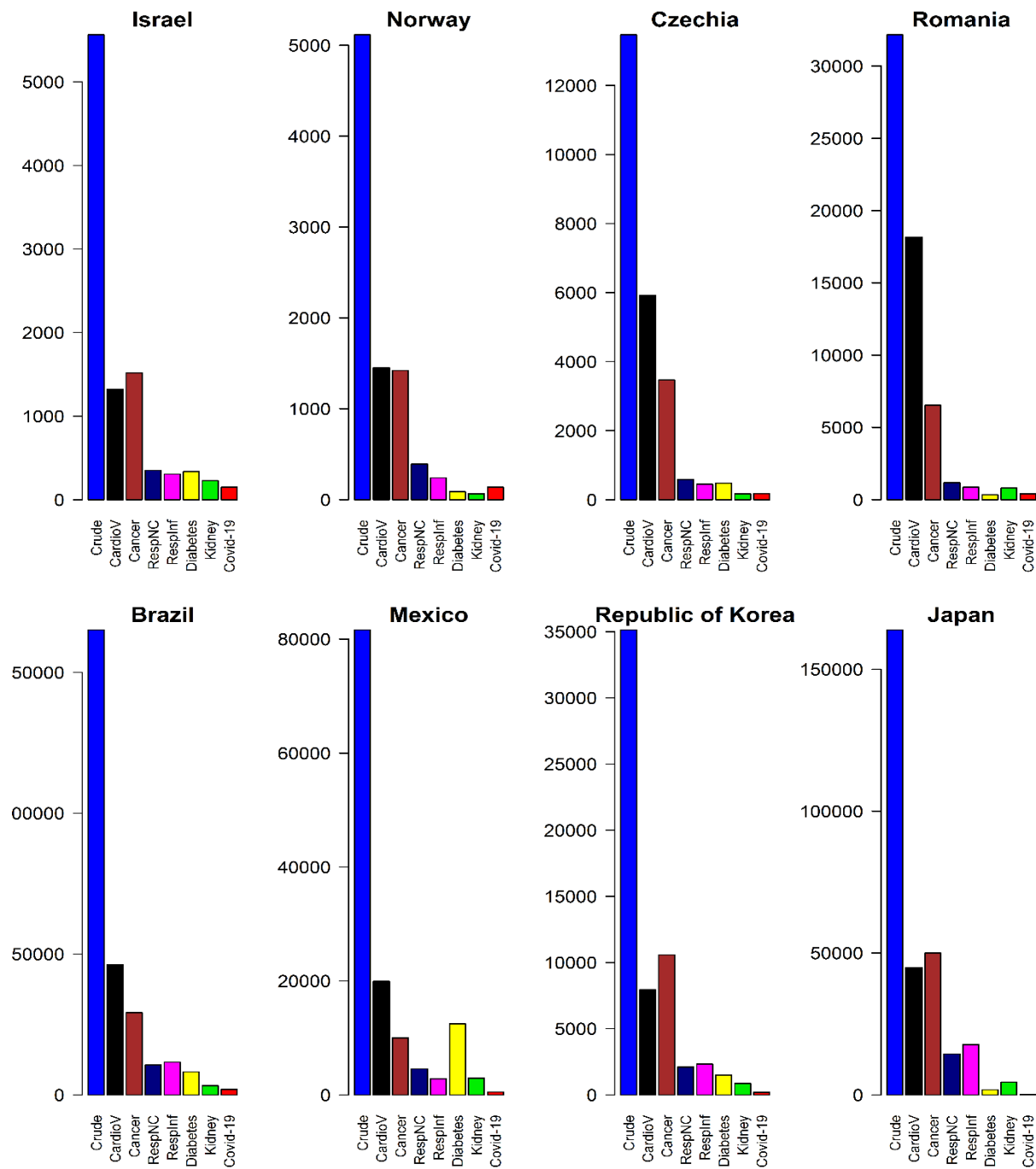
X-axis denotes the causes of death; Y-axis denotes the number of deaths in a 45 days period;
Crude: Total deaths (all causes); CardioV: Cardiovascular diseases; RespNC: Non-communicable respiratory diseases; RespInf: Respiratory infectious diseases; Kidney: Kidney diseases

Figure-3: Deaths Caused by Covid-19 and Other Diseases (Moderate risk group)



X-axis denotes the causes of death; Y-axis denotes the number of deaths in a 45 days period;
Crude: Total deaths (all causes); CardioV: Cardiovascular diseases; RespNC: Non-communicable
respiratory diseases; RespInf: Respiratory infectious diseases; Kidney: Kidney diseases

Figure-4: Deaths Caused by Covid-19 and Other Diseases (Low risk group)



X-axis denotes the causes of death; Y-axis denotes the number of deaths in a 45 days period;
Crude: Total deaths (all causes); CardioV: Cardiovascular diseases; RespNC: Non-communicable respiratory diseases; RespInf: Respiratory infectious diseases; Kidney: Kidney diseases

Italy, Spain, France, UK, and Belgium lost 22640, 19477, 18655, 14576, and 5163 lives respectively in 45 days period because of Covid-19. The mortality rate was found highest in Belgium followed by Spain, Italy, France, and the UK at 37.32, 37.23, 28.31, 26.76, and 19.43 percent respectively of the number of deaths taken place from all causes in a 45 days period on an average. These countries were not only on top of Europe but in the world. They were considered as a high - risk zone for Covid-19. There was another group of countries that showed a moderate percentage of deaths caused by Covid-19 in comparison to total deaths that occurred by all causes in a month. The USA and Germany with 30379 (8.67 %) and 4110 (3.57 %) deaths led this group by death count. The third and the lowest risk group was led by Brazil followed by Mexico with 1924 (1.17%) and 486 (0.60) deaths by Covid-19 during the 45 days period. Israel and Norway led this group with 2.66 % mortality rate while Japan was found at the bottom with 0.08 % mortality rate.

Deaths recorded under Covid-19 overtook Cancer and Cardiovascular diseases caused deaths in Belgium and Spain (Figure2). In Italy, Covid-19 caused deaths were below the cardiovascular diseases caused deaths, but more than cancer caused deaths (Figure2). In France, Covid-19 caused deaths were below cancer caused deaths, but more than the cardiovascular diseases caused deaths (Figure2). The deaths caused by Covid-19 in the United Kingdom, the Netherlands, Ireland, Switzerland, and Sweden were below cancer and cardiovascular diseases caused deaths but higher than respiratory infectious diseases, non-communicable respiratory diseases, diabetes, and kidney diseases (Figure2). The USA, Denmark, Austria, Canada, Germany, and Hungary were found to be in moderate risk by Covid-19 where the mortality rate of Covid-19 was lesser than cancer, cardiovascular diseases, and non-communicable respiratory diseases but found competing with respiratory infectious diseases, diabetes mellitus, and kidney diseases

caused deaths (Figure3). The mortality rate of Covid-19 in Israel, Brazil, Mexico, the Republic of Korea, and Japan were least in comparison to cardiovascular diseases, cancer, non-communicable respiratory diseases, communicable infectious diseases, diabetes mellitus, and kidney diseases (Figure4). The mortality rate of Covid-19 in Norway was higher than the diabetes mellitus and kidney diseases (Figure4). The mortality rate of Covid-19 in Romania was higher than the diabetes mellitus while in Czechia it was higher than the kidney diseases (Figure4).

Discussion

The result divided the Covid-19 affected countries into three risk groups. The highest risk group was having nine countries and all of them were from Europe. The USA and Canada fell under a moderate risk group of countries with four European countries. The third and the low - risk group contained countries from Europe, Asia, and each from North and South America.

The result showed that Covid-19 severity in terms of Covid-19 positive cases as well as in comparison to other diseases was diverse in the world. Although it started in China, China and its neighboring countries were not at high - risk in comparison to the European countries. The severity of Covid-19 was also diverse within Europe. Based on Covid-19 deaths out of Covid-19 positive cases, France and Belgium were at the highest risk, Romania, and Denmark at moderate and Norway, and Russia at low risk. Based on the total death rate, Belgium and Spain were at the highest risk, Austria and Germany at moderate risk while Romania and Hungary were at low risk in terms of percent of Covid-19 caused deaths out of total deaths occurred by all causes. In both ways of mortality rate calculation, the USA was in a moderate risk zone.

There was a different opinion on the incubation period of SARS-Cov-2[8]. It was reported as 5 days to 14 days of incubation period[9,10]. In this study, the mortality rate of Covid-19 in

comparison to other diseases was calculated based on 45 days period. This period could have 9 cycles of incubation period with the least incubation period or 3 cycles of incubation period at high incubation period of 14 days.

latest reports on Covid-19 showed that a diseased condition or a person with cancer, cardiovascular, respiratory diseases or other diseases were at higher risk of SARS-Cov-2 infection[11-13]. It was also reported that Covid-19 increased the severity of preexisting diseases[14-16]. Three months was very little time (since Covid-19 birth) to know a disease completely. It might be possible that Covid-19 made the preexisting diseases more severe, but the deaths caused by these conditions were counted under Covid-19 ignoring the preexisting diseases. Germany and Italy as the neighboring country showed a different spectrum of Covid-19 severity. China, India, and the USA as a large population have shown less mortality by Covid-19 in terms of percentage of total deaths. Overall, Covid-19 caused deaths were not the highest in number during the 45 days period where most of the deaths had occurred worldwide but below the cardiovascular and cancer caused deaths on an average in high - risk group countries except Belgium and Spain and partially in Italy and the UK. Other European countries in high and moderate risk groups showed Covid-19 caused deaths as par with respiratory diseases, diabetes mellitus, and kidney diseases. Asian and other countries inside and outside Europe were at low risk. European countries featured in each group that showed the diversity of severity of Covid-19 in Europe. The deaths occurred by Cardiovascular diseases, Cancer, respiratory diseases, diabetes mellitus, and kidney diseases were more in number than Covid-19 caused deaths during the 45 days period on an average. It showed that Covid-19 was not the same in each country and region and a greater number of people could die by other diseases if other diseases were neglected.

Ethical approval: This study did not require any ethical approval

Conflict of interest: None

Reference

1. Spiteri G, Fielding J, Diercke M, Campese C, Enouf V, Gaymard A, et al. First cases of coronavirus disease 2019 (COVID-19) in the WHO European Region, 24 January to 21 February 2020. Euro Surveill. 2020;25(9). <https://doi.org/10.2807/1560-7917.ES.2020.25.9.2000178>
2. Andersen, K.G., Rambaut, A., Lipkin, W.I. et al. The proximal origin of SARS-CoV-2. Nat Med (2020). <https://doi.org/10.1038/s41591-020-0820-9>
3. Dong E, Du H, Gardner L. An interactive web-based dashboard to track COVID-19 in real time. Lancet Infect Dis. 2020;3099(20):19–20. [http://dx.doi.org/10.1016/S1473-3099\(20\)30120-1](http://dx.doi.org/10.1016/S1473-3099(20)30120-1)
4. Sun J, He W, Wang L, Lai A, Ji X, Zhai X, et al. COVID-19 : Epidemiology , Evolution , and Cross-Disciplinary Perspectives. Trends Mol Med. 2020;1–13. <https://doi.org/10.1016/j.molmed.2020.02.008>
5. Remuzzi A, Remuzzi G. COVID-19 and Italy: what next? Lancet. 2020;395(10231):1225-1228. [https://doi.org/10.1016/S0140-6736\(20\)30627-9](https://doi.org/10.1016/S0140-6736(20)30627-9)
6. R Core Team (2019). R: A language and environment for statistical computing. R Foundation for Statistical Computing, Vienna, Austria. URL <https://www.R-project.org/>.
7. Microsoft Corporation. Microsoft Excel for Office 365. URL:

<https://office.microsoft.com/excel>

8. Jiang X, Rayner S, Luo MH. Does SARS-CoV-2 has a longer incubation period than SARS and MERS? *J Med Virol.* 2020;92(5):476–8. <https://doi.org/10.1002/jmv.25708>
9. Linton NM, Kobayashi T, Yang Y, Hayashi K, Akhmetzhanov AR, Jung S, et al. Incubation Period and Other Epidemiological Characteristics of 2019 Novel Coronavirus Infections with Right Truncation: A Statistical Analysis of Publicly Available Case Data. *J Clin Med.* 2020;9(2):538. <https://doi.org/10.3390/jcm9020538>
10. Lauer SA, Grantz KH, Bi Q, Jones FK, Zheng Q, Meredith HR, et al. The Incubation Period of Coronavirus Disease 2019 (COVID-19) From Publicly Reported Confirmed Cases: Estimation and Application. *Ann Intern Med.* 2020;2019. <https://doi.org/10.7326/M20-0504>
11. Shi S, Qin M, Shen B, et al. Association of Cardiac Injury With Mortality in Hospitalized Patients With COVID-19 in Wuhan, China. *JAMA Cardiol.* 2020. <https://doi.org/10.1001/jamacardio.2020.0950>
12. Liang W, Guan W, Chen R, et al. Cancer patients in SARS-CoV-2 infection: a nationwide analysis in China. *Lancet Oncol.* 2020. [http://dx.doi.org/10.1016/S1470-2045\(20\)30096-6](http://dx.doi.org/10.1016/S1470-2045(20)30096-6)
13. Cheng Y, Luo R, Wang K, Zhang M, Wang Z, Dong L, et al. Kidney disease is associated with in-hospital death of patients with COVID-19. *Kidney Int.* 2020;1–10. <https://doi.org/10.1016/j.kint.2020.03.005>
14. Zhou F, Yu T, Du R, Fan G, Liu Y, Liu Z, et al. Clinical course and risk factors for mortality of adult inpatients with COVID-19 in Wuhan , China : a retrospective cohort study.

- Lancet. 2020;395(10229):1054-1062. [https://doi.org/10.1016/S0140-6736\(20\)30566-3](https://doi.org/10.1016/S0140-6736(20)30566-3)
15. Diao B, Feng Z, Wang C, Wang H, Liu L, Wang C, et al. Human Kidney is a Target for Novel Severe Acute Respiratory Syndrome Coronavirus 2 (SARS-CoV-2) Infection. medRxiv 2020.03.04.20031120v4; <https://doi.org/10.1101/2020.03.04.20031120>
16. Tan, L., Wang, Q., Zhang, D. et al. Lymphopenia predicts disease severity of COVID-19: a descriptive and predictive study. Sig Transduct Target Ther 5, 33 (2020). <https://doi.org/10.1038/s41392-020-0148-4>