
Advancement in UV-Visible-IR Camouflage Textiles for Concealment of Defense Surveillance against Multidimensional Combat Backgrounds

[Md. Anowar Hossain](#) *

Posted Date: 23 October 2023

doi: 10.20944/preprints202310.1344.v1

Keywords: Camouflage Textiles; Camouflage Physics; Combat Backgrounds; Reflection; UV-Vis-IR; Camouflage materials-methods-spectral design



Preprints.org is a free multidiscipline platform providing preprint service that is dedicated to making early versions of research outputs permanently available and citable. Preprints posted at Preprints.org appear in Web of Science, Crossref, Google Scholar, Scilit, Europe PMC.

Copyright: This is an open access article distributed under the Creative Commons Attribution License which permits unrestricted use, distribution, and reproduction in any medium, provided the original work is properly cited.

Review

Advancement in UV-Visible-IR Camouflage Textiles for Concealment of Defense Surveillance against Multidimensional Combat Backgrounds

Md. Anowar Hossain

School of Fashion and Textiles, RMIT University, 25 Dawson Street, Brunswick, Melbourne, VIC 3056, Australia; engr.anowar@yahoo.com

Abstract: Target detection of defense technology is being rapidly upgraded with modern surveillance technologies. The latest techniques of surveillance are already being implemented for defense applications. Self-protection and hiding from opposing forces are the key principle for protection of special team in defense. Camouflage textiles aims to create confusing objects for target detection of military personnel. These textiles are applied for military protection such as clothing, weapon, vehicle and location hiding nets/tents, etc. The urgent need of camouflage textiles have been formulated with a technical solution and implementation of right camouflage materials for concealment of defense target signature against dry leaves, green leaves, tree bark-woodland combat background; water-marine combat background; sand-desertland combat background; stone-stoneland combat background; snow-snowland combat background; sky combat background and ice-iceland combat background, concrete-concreteland combat background (DGTWSICB) in ultraviolet-visible-infrared (UV-Vis-IR) spectrums. This hypothesis of optical & surveillance engineering has been coalesced for advancement of UV-Vis-IR-DGTWSICB camouflage textiles technology. The principle of camouflage engineering has been approached by broader spectrum probe in UV-Vis-IR rather than Vis ranges only. Furthermore, single formulation of camouflage textiles has been proposed for multidimensional CBs-DGTWSICB. Electromagnetic spectrum, reflection, electron energy, photonic signal and imaging mechanism in UV-Vis-IR have been presented for optical engineering of concealment, detection, recognition and identification of target signature against DGTWSICB. Spectrum relationship of camouflage materials and DGTWSICB materials have been illustrated and compared in UV-Vis-IR spectrums. Camouflage material design, method design & spectral design; adaptive camouflage; techniques for camouflage textile assessment for digital camera and hyperspectral camera imaging; image processing techniques and a hierarchical model have been demonstrated for augmentation of camouflage textiles in UV-Vis-IR illumination. Therefore, anticipated design of camouflage textiles may enhance high-performance innovation for modern surveillance of military protection related to digital camera, hyperspectral camera and radar. This hypothesis includes advance guideline for camouflage textiles design for CBs-DGTWSICB.

Keywords: camouflage textiles; camouflage materials-methods-spectral design; combat backgrounds; reflection; UV-Vis-IR

Introduction

Surveillance technology in visible range camouflage and detection is practiced by military professional. Modern battlefield has been a great challenge due to advanced surveillance of broaden electromagnetic spectrums in ultraviolet-visible-near infrared (UV-Vis-NIR) ranges [1,2]. Camouflage textiles designates an artificial masking process of target object with combat background (CB) by adaptation of pattern, texture and chromatic characteristics [3]. Concealment can be defined as perceptive interface between observer/digital camera/hyperspectral camera and target signature by which camouflage textiles are not visualized to detect antagonistic (enemy) of opposition team.

Camouflage textiles would allow an object to blend into its surrounding combat environment by optical mechanism of color matching or luminosity. The scale of concealment and detection is identified by its degree of adaptability which means a capability of an adapting object (appearance) to match its CB. The concealment of camouflage textiles can be designed by means of spectrum probe under specific CB and/or multidimensional CB environments [4]. Camouflage textiles are the general practice by defense professional for hiding weapons, location and humans from opposition team. Presently surveillance technologies have been advanced in extended electromagnetic spectrums in UV-Vis-NIR. There is enormous limitation of technologies to fulfil the current requirements of camouflage textiles against multidimensional CBs such as dry leaves, green leaves, tree bark-woodland combat background; water-marine combat background; sand-desertland combat background; stone-stoneland combat background; snow-snowland combat background; sky combat background; ice-iceland combat background and concrete-concreteland combat background (DGTWSICB). It is necessary to improve camouflage textiles for target concealment and protection of defense professional against multidimensional CBs-DGTWSICB in UV-Vis-IR spectrum [1].

1.1. Overview of camouflage textile design and engineering of advancement

Camouflage materials and camouflage assessment has become a vibrant segment of defense research for protection of special team in defense who are always playing with enemy as part of daily responsibilities of defense profession, this is an ongoing research headache to the defense and color scientist. There is enormous lacking in standardization of camouflage materials and methodology for right concealment of target signature. An overview of deceiving materials selection for camouflage textiles formulation and methodological steps of camouflage textiles assessment have been demonstrated for concealment of target signature against CB. The properties of Vis-IR reflection of materials, pigmentation, nanomaterials, thermochromic dyes, thermal insulation and synthetic dyes have been critically discussed in terms of camouflage material properties and its advancement for suitability of defense textile applications. The camouflage mechanism of CDRI of defense target signature have been represented by chromatic appearance of target object and CB, digital camera/hyperspectral camera assessment and image processing technique. Therefore, a hierarchical model for camouflage textiles formulation and assessment of CDRI have been proposed for simultaneous spectrums in UV-Vis-IR/specific spectrums in UV/Vis/IR for defense applications against multidimensional CBs-DGTWSICB.

1.2. Optical engineering of camouflage textile design against multidimensional CBs-DGTWSICB

Figure 1, the design of camouflage textile has been patented in visible ranges having limitation with multidimensional CBs-DGTWSICB and broader electromagnetic spectrums. Current camouflage textiles [3,5–10] have been augmented in Vis and limited spectrum probe in IR, but the reflection is still visible due to the reflectance of CB materials such as leaves, bark, branches, grasses and other background materials. Camouflage textile particularly depends on chromatic adaptation with CB in terms of spectral reflectance and its variations. Reflection profile of DGTWSICB materials are the demanding fact for the development of real concealment of camouflage textiles in UV-Vis-IR spectrums against multidimensional CBs-DGTWSICB [1,11,12]. Spectral reflectivity is the optical principle for chromatic and achromatic deviation of target signature. For example, marine camouflage textiles are influenced by water color, and optical properties in terms of background [13]. Reflection profile of every CB differs in UV-Vis-IR spectrums. Reflectance of woodland CB is a matter of 'chlorophyll' referred to chromatic adaptation of green color (fresh leaves) background [14]. Textile dyes such as vat, disperse, reactive, sulphur, acid, thermochromic materials, electrochromic materials, IR reflective pigments, metal oxides such as iron oxide, nanoparticle such as titanium dioxide are being practiced with textile coloration and coating/printing process for development of camouflage textiles. The combination of right camouflage materials and development of demanded camouflage textiles have been limited in multidimensional spectrums and CBs. It is necessary to establish actual deceiving materials formulation and standard process for concealment of target signature in terms of reflection, gloss, texture and color with CB in UV-Vis-IR [11,15–17]. Spectral

reflectance between target signature and surrounding CB of geographical regions should match for the concealment of defense target. The evaluation process of concealment and its accuracy are also considered as a complicated process of assessment due to time consuming and labor-intensive way of field trialling. Spectral and photographic analyses in UV-Vis-IR are the optical advancement for concealment, detection, recognition and identification (CDRI) of target signature against CBs-DGTWSICB [2,18–22].




Figure 1. Camouflage textile patented and designed for single CB environment and limited spectrum probe.

Framework of innovative approach for UV-Vis-IR camouflage textiles

The key contributions of camouflage engineering in UV-Vis-IR spectrums have been approached in terms of nine phases of advancement for camouflage textiles, this study have been found a new direction of camouflage chemistry and camouflage physics under focusing on camouflage materials design, method design, CBs-DGTWSICB and extended spectrums which is beyond of existing idea of present literature. This hypothesis of camouflage design is applicable for high-performance camouflage research for defence protections in digital imaging and hyperspectral imaging.

1) Advancement phase-1, illumination principle for CDRI of target signature in UV-Vis-IR spectrums against multidimensional CBs-DGTWSICB.

2) Advancement phase-2, UV-Vis-IR engineering for camouflage textiles formulation against CBs-DGTWSICB.

3) Advancement phase-3, Exponential relationships of multidimensional CBs- DGTWSICB in UV-Vis-IR spectrums.

4) Advancement phase-4, Hypothesis of camouflage textiles design in UV-Vis-IR illumination against CBs-DGTWSICB.

5) Advancement phase-5, Materials design for camouflage textile coloration against CBs-DGTWSICB under UV-Vis-IR spectrums.

6) Advancement phase-6, Method design for CDRI measurement of target signature against CBs-DGTWSICB under UV-Vis-IR spectrums.

7) Advancement phase-7, Significant advancement of camouflage textiles against modern defense surveillance in UV-Vis- NIR spectrums.

8) Advancement phase-8, Principle of optical approach for camouflage textiles coloration for concealment against digital camera imaging/hyperspectral imaging in UV-Vis-IR spectrums.

9) Advancement phase-9, Hierarchical model for camouflage textiles formulation and assessment of CDRI against CBs-DGTWSICB.

Advancement phase-1, illumination principle for CDRI of target signature in UV-Vis-IR against multidimensional CBs-DGTWSICB

The optical mechanism of CDRI in UV-Vis-IR camouflaging, chromatic appearance, spectral frequency, electron energy versus photonic signal for digital camera imaging and hyperspectral camera imaging have been demonstrated by the 'reflection engineering' and 'imaging theory' in the vein of wavelength-reflection-electron energy-photonic signal. Figure 2 and Equ. 1-7; CDRI principle has been illustrated according to established theory of wavelength-reflection-electron energy-

photonic signal such as Einstein theory of energy [23], Broglie relation of wavelength [24] [25], Snell's law of reflection [26,27] and photon energy of Max Planck [28]. Illumination in the form of energy creates photonic signal for surveillance and imaging of target signature against multidimensional CBs-DGTWSICB.

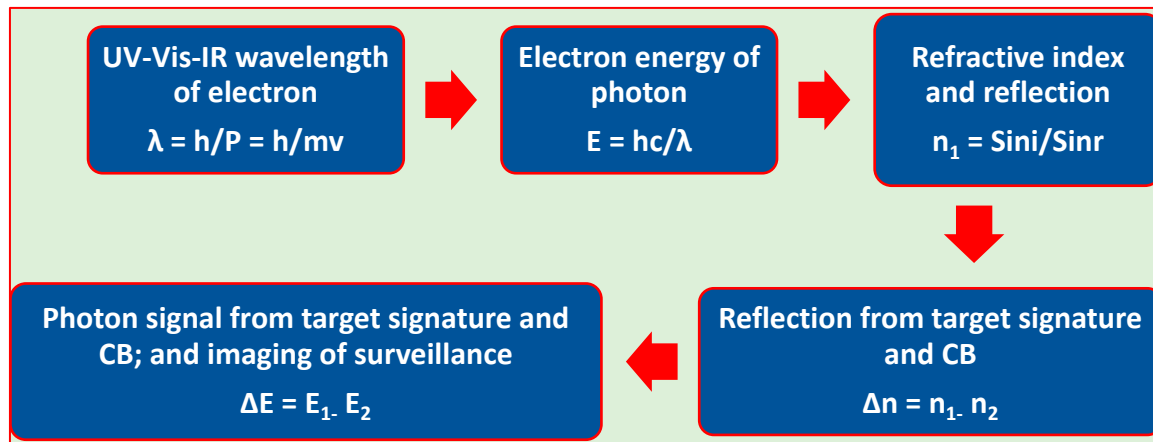


Figure 2. Illumination principle of digital camera imaging-hyperspectral camera imaging-UV-Vis-IR-CDRI for defence target signature against CBs- DGTWSICB.

1.3. Principle of optical engineering for CDRI in UV-Vis-IR spectrums

From Eqs. 1 and 2, we can find the difference between the angular momentum of target signature and CB materials-DGTWSICB for CDRI of target signature.

$$\lambda = h/P = h/mv \quad (1)$$

Where, λ = wavelength of electron; Planck's constant, $h = 6.6 \times 10^{-34} \text{ kgm}^2/\text{s}$; P is the momentum of target CB materials or target signature, the P value manipulates the value of λ in UV-Vis-IR and chromatic appearance of target signature or target CB materials; m = mass of electron of target signature; and v = velocity of electron. By putting the value of h , m , and v in eq. 1, we can signify the wavelength. Wavelength in UV-Vis-IR spectrums controls spectral frequency-electron energy-photonic signal for chromatic and achromatic appearance/digital imaging/hyperspectral imaging of target signature against CB materials-DGTWSICB.

$$P = \frac{mv}{\sqrt{1 - v^2/c^2}} \quad (2)$$

Where, P is the electron angular momentum of target signature; m is the mass of electron of target signature; v is the velocity of electron of target signature; and c is the velocity of the light. By putting the value of m , v , c ; we can find the angular momentum of target signature at different CB locations.

1.4. Optical principle of refractive index and reflection for CDRI in UV-Vis-IR spectrums

By putting the value of i and r in Eq. 3, we can find the refractive index of target CB and target signature.

$$n = \sin(i)/\sin(r) \quad (3)$$

Where, i is the angle of incidence and r is the angle of refraction.

From Eq. 3, the difference of angle of refraction (Δn) for CDRI can be determined using Eq. 4,

$$\Delta n = n_1 - n_2 \quad (4)$$

Where, n_1 and n_2 are the refractive index of target CB and target signature. By putting the value of n_1 and n_2 , we can signify CDRI of target signature against surrounding background in UV-Vis-IR. The value of n_2 will be almost zero or infinitive when the target signature will be high reflective or

zero reflectance; hence the target will be concealed against CB. The minimum/maximum value will identify CDRI of target signature against CB.

Spectral and imaging signal of CDRI depends on velocity of light. From Eq. 5, the difference of velocity of light between CB and target materials for CDRI can be determined.

$$\Delta v = c/n_1 - c/n_2 \quad (5)$$

Where, c is the constant speed of light; c/n_1 determines the velocity of light of CB materials, and n_1 is the value of refractive index of CB materials; c/n_2 determines the velocity of light of target signature and n_2 is the value of refractive index of target signature.

1.6. Optical principle of electron energy and photon signal for CDRI in UV-Vis-IR spectrums

By determining the energy of photon signal of target CB and target signature, we can indicate CDRI of target signature against surrounding CB in UV-Vis-IR spectrums. When the difference of electron state between target signature and target CB nearest of zero or infinitive, the photon signal will follow the energy response to the camera sensor for imaging and spectral frequency of target OB. Therefore, the target signature will be concealed/confused against background materials, CBs-DGTWSICB. The higher energy difference for target CDRI, ΔE , as shown in Eq. 6 will signify the higher number of photons to the camera sensor for detection, recognition, and identification, respectively.

$$\Delta E = h c_1/\lambda - h c_2/\lambda \quad (6)$$

Where, Planck's constant, $h = 6.6 \times 10^{-34} \text{ kgm}^2/\text{s}$; λ is the wavelength of electron; the term $h c_1/\lambda$ determines the energy of photon signal of target CB materials, and c_1 is the velocity of the light for imaging of CB materials; the term $h c_2/\lambda$ determines the energy of photon signal of target signature, and c_2 is the velocity of light for imaging of target signature.

1.7. Optical principle of spectral reflectance for CDRI in UV-Vis-IR spectrums

If target signature shows zero reflection, the electron energy of photon signal states at the rest position of acceleration. At rest position of electron is considered for a target signature of zero reflection materials; and a voltage difference is considered as V volts. The wavelength for identifying CDRI can be determined by using De Broglie equation of wavelength Eq. 7.

$$\lambda = h/P = h/mv = h/\sqrt{2meV} = \frac{6.6 \times 10^{-34}}{\sqrt{2 \times 9 \times 10^{-31} \times 1.6 \times 10^{-19} \times V}} \quad (7)$$

Where, Planck's constant, $h = 6.6 \times 10^{-34} \text{ kgm}^2/\text{s}$; constant mass of electron, $m = 9.1 \times 10^{-31} \text{ kg}$; constant electron charge, $e = 1.6 \times 10^{-19} \text{ C}$; v is the velocity of electron energy carried by photon for creation of imaging signal.

For low reflection/zero reflection materials, electron velocity (v) will be almost zero; and for high reflection materials the electron velocity (v) will be infinitive. Therefore, spectral signal will not be detected for the chromatic appearance and the target signature will be denoted as concealed. Accordingly, detection, recognition, and identification of target signature will be signified by the specific value of velocity of electron energy.

Advancement phase-2, UV-Vis-IR engineering for camouflage textiles formulation against CBs-DGTWSICB

1.7. Optical principle of electron energy versus sun radiation for design of UV-Vis-IR camouflage textiles

Figure 3a & 3b, an exponential graph has been illustrated to simplify the spectral relationship between electron energy and sun radiation in UV-Vis-IR spectrums. Here, total energy of sunlight are classified into UV-Vis-IR spectrums. UV band, 200-400 nm stores 5% of total energy, Vis band, 400-720 nm stores 45% of total energy and NIR band, 720-2500 nm stores 50% of total energy [29].

99% sun radiates between 200-4000 nm in chromatic condition of visible 'red ray'. Electron energy, E (eV) of sun radiation changes in UV-Vis-IR spectrums. The summarized data information have been cited in Table SI. 1 (a, b). The vibration of electron energy shown in Figure 3a and sun radiation shown in Figure 3b are significantly higher in UV-Vis spectrums and dramatically declines in IR spectrums. Electrons of object-background (OB) materials combines with photon from the light of surveillance device to form chromatic intensity versus imaging of target OB materials. Electron energy and photonic combination generates the intensity/imaging of target OB in different wavelength of UV-Vis-IR. The flow of electron energy is almost constant in entire spectrum of UV-Vis-IR; comparatively higher in UV, medium in Vis and lower in IR spectrums. Photon direction is a matter of altering trichromatic reflection to the imaging sensor. This optical condition of imaging is controlled by electron energy of OB materials and its related interferences. Choosing the reflection matching materials with multidimensional CBs-DGTWSICB for textile formulation may signify the target concealment in UV-Vis-IR spectrums. In optical engineering, replacement of wavelength changes the electron energy from target signature to the camera sensor. Electron energy creates the variation of refractive index, which alters the appearance of target signature to the imaging sensor. Lower electron energy is the limitation of conventional 'color matching theory' in IR camouflaging. Hence, reflection changing materials may be an optical solution of IR camouflaging or simultaneous camouflaging in UV-Vis-IR spectrums for optical matching of target signature against multidimensional CBs-DGTWSICB [30–32].

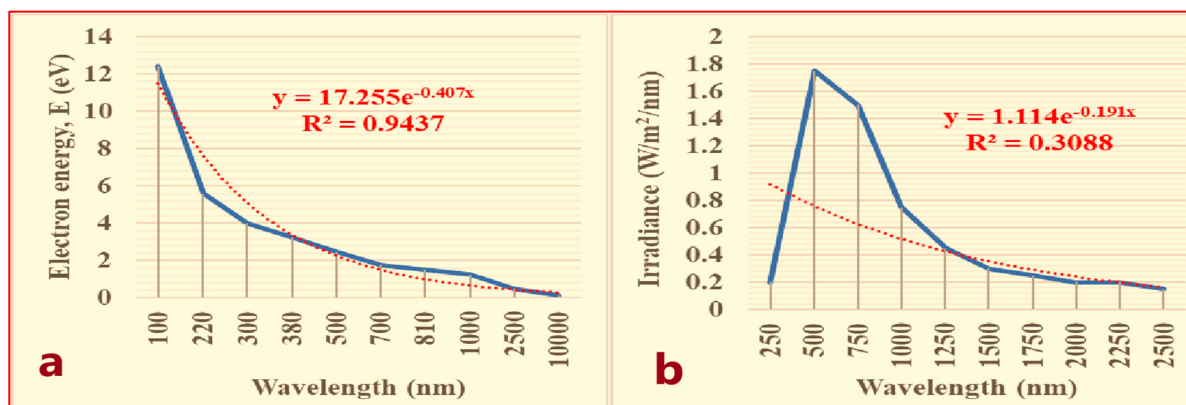


Figure 3. An exponential relationship of wavelength versus electron energy, 100-10000 nm (a) and sun radiation, 250-2500 nm (b) in UV-Vis-IR spectrums.

1.8. Reflection versus chromatic signal for formulation of UV-Vis-IR camouflage textiles

Snell's law is much related illustration for reflectance characteristics of target OB. According to Snell's law of reflection, the speed of light rays decreases when travelling to refractive medium [26,27]. The refractive indexes of International Commission on Illumination (CIE)-red, green, and blue (RGB) color at different wavelength in UV-Vis-IR are not similar. Such as: refractive index of red color is 1.50917 at wavelength 640 nm, yellow 1.51124 at wavelength 589 nm, green 1.51534 at wavelength 509 nm, blue 1.51696 at wavelength 486 nm and violet 1.52136 at wavelength 434 nm. Illumination parameters such as: refractive index, reflection angle (0° to 360°) and wavelength determines the chromatic signal of target signature and CBs-DGTWSICB to the sensor of digital camera and hyperspectral camera in UV-Vis-IR spectrums. Hence, the chromatic appearances of target OB are replaced when reflectance coefficients (0, 0.1, 0.2, 0.3, 0.4, 0.5, 0.6, 0.7, 0.8, 0.9, 1.0) are shifted as spectrum probe shown in Figure 4 [27,33]. Reflection coefficients are also related to OB properties in UV-Vis-IR spectrums. Surface gloss depends on surface smoothness or irregularity. Gloss is higher on smooth surface and lower on irregular surface [19,29].

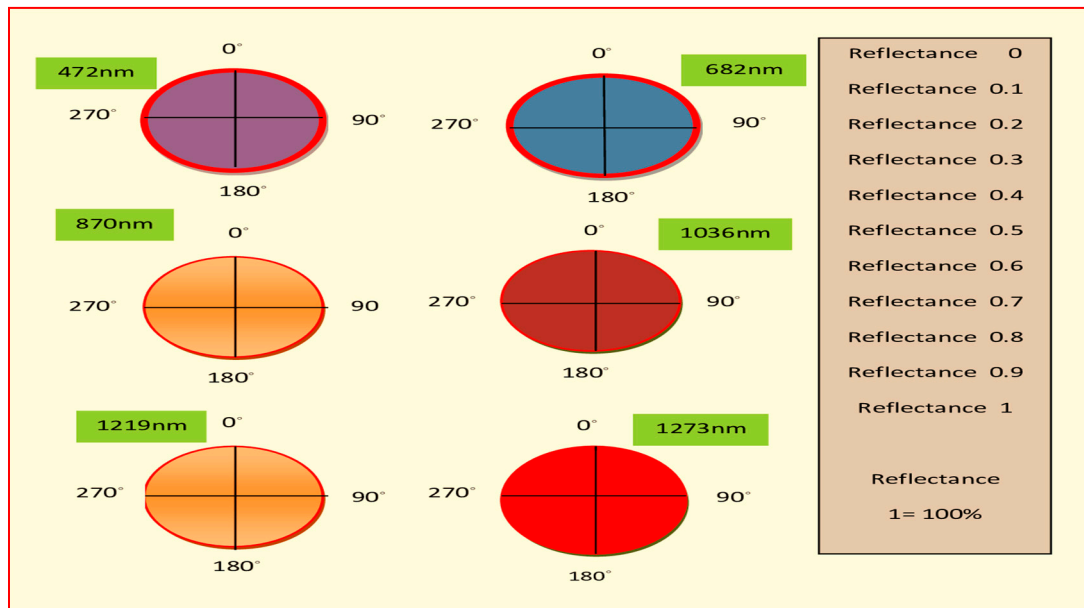


Figure 4. Chromatic appearance (schematic) of six specified wavelength (nm) in Vis (472 nm and 682 nm) and NIR (870 nm, 1036 nm, 1219 nm and 1273 nm) spectrums.

1.9. Geometrical theory of reflection for design of UV-Vis-IR camouflage textiles against CBs-DGTWSICB

The key principle of UV-Vis-IR camouflage textiles is minimizing the difference of light scattering or radiating properties between target signature and CBs-DGTWSICB. Hence the concealment of camouflage textiles depicts a fake target to appear an optical mechanism of artificial cheating with opposition team [34]. Sequentially, camouflage textiles are specified in terms of illumination of target signature and CBs. The angle of reflection depends on the direction of incident light beam from OB. The ratio of speed difference of light striking denotes the refractive index of OB. Light obstacle is also a fact of camouflage object as predicted by 'geometrical ray theory' when light passes through a tiny hole known as 'diffraction'. This optical mechanism creates uneven shadow and reflection to the imaging device. Practically light waves from sun light and camera sensor are not similar, so the optical interference occurs when two overlapping of light from unlike sources. A maximum value of refractive index generates the high bending of light. Absorption is a process of transfer energy from the electromagnetic wave to the atom of target signature and CB substances. The energy can create excitation of electron into higher energy state, and it depends on wavelength spectrums of light in UV-Vis-IR. Therefore, absorption-transmission-reflection (ATR) of OB is the key principle behind the camouflage coloration. Optical scattering is an energy removal process of light beam depending on structural composition of OB. Optical transmission depicts the weakened absorption and scattering when OB states behind open space in combat environment, CBs-DGTWSICB [35,36].

1.10. Reflection principle for camouflage measurement in UV-Vis-IR spectrums

Camouflage textiles are possible to be designed to have irregular chromatic combination, reflection matching and perforation of surface under consideration of specific CB [37]. The ATR of chromophore group differs in UV-Vis-IR spectrums. The intensity of ATR creates chromatic variation [38]. Design of camouflage textiles are related to color, contrast, lightness, shape, texture and depth of object-background (OB) materials. Hyperspectral camera captures the color outlook of every pixel in the image of target object and CB. Color difference between OB can be depicted by hue, chromaticness and lightness. Spectral behavior and reflection properties of target signature at specific wavelength is a key fact for camouflage textiles with any CB as light is simultaneously reflected from the target OB. Reflection of OB is highly influenced by natural illumination, inter-reflections of existing molecules in atmosphere, air density and temperature differences. The perceived/imaging color and the measured actual color may have some differences. So there are limitations of accuracy

for camouflage measurement in laboratory rather than field trialling [39]. CB has many reflectance spectra depends on angle of light falling on background and angle of illumination of digital camera/hyperspectral camera [33].

Advancement phase-3, exponential relationships of multidimensional CBs-DGTWSICB in UV-Vis-IR spectrums

Figure 5 shows the spectrum relationships of DGTWSICB such as woodland CB: grass/green leaves [40] (Figure 5a), tree bark [41] (Figure 5b), vegetation and deciduous tree [40] (Figure 5c); snowland, iceland and marine CB: snow (Figure 5d), ice (Figure 5e), water [42] (Figure 5f); desertland CB: [43] sand [44] (Figure 5g, 5h) [41] (i); sky and urban CB: sky [45] (Figure 5j), red brick and concrete [40] (Figure 5k). Spectral data information are summarised through published literature, a supporting information is attached in Table SI. 1, c-m. Every exponential spectrum has been illustrated to represent a common spectral coefficient of CB in UV-Vis-IR[32,46]. These exponential spectra typically signifies the expected spectra of camouflage materials under single/multidimensional CBs-DGTWSICB. Spectral characteristics of individual CB needs to consider for camouflage coloration against single/adaptive CB under UV-Vis-IR spectrums.

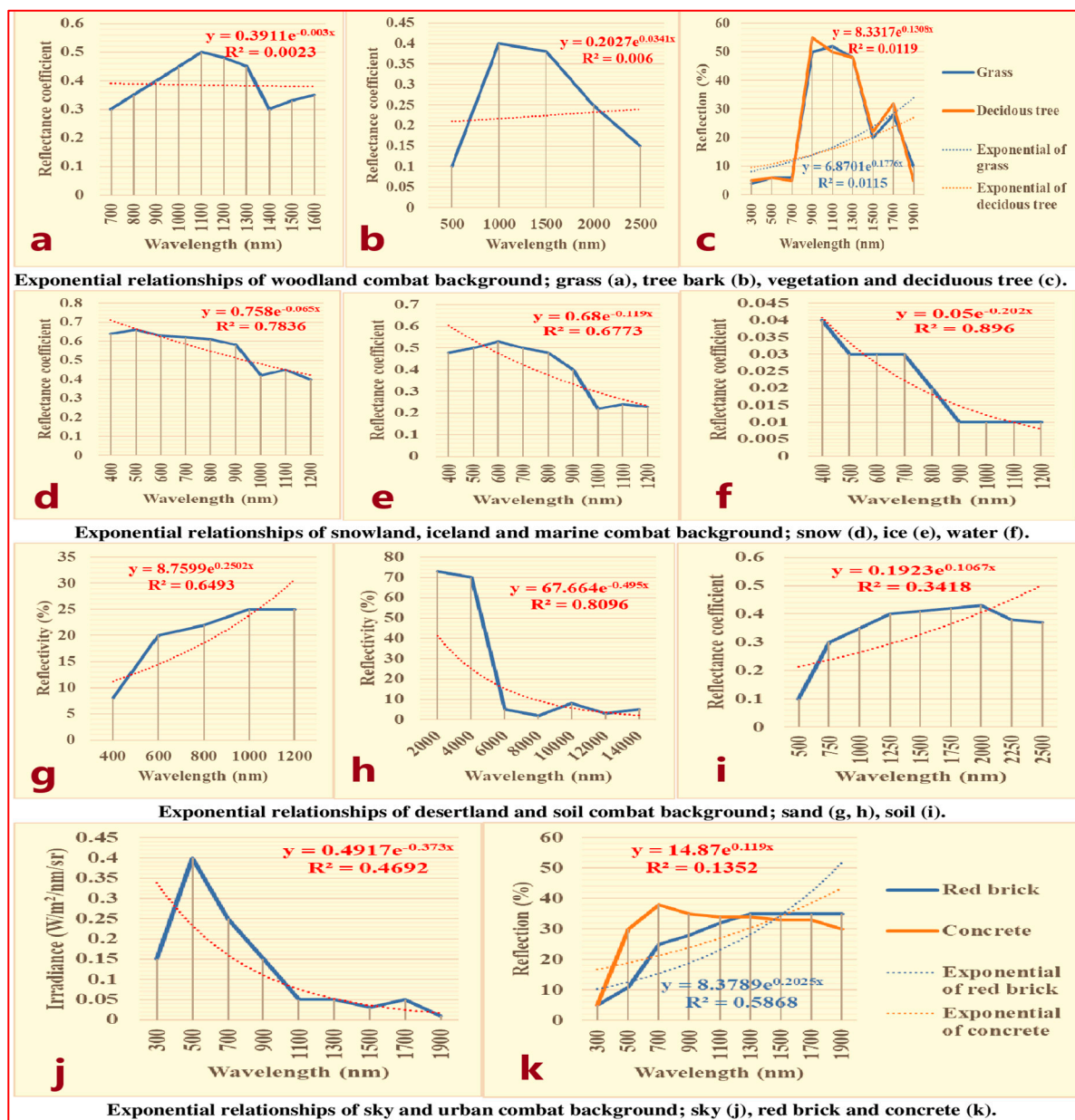


Figure 5. Exponential relationship of multidimensional CBs-DGTWSICB materials in UV-Vis-IR spectrums; a, 700-1600 nm; b, 500-2500 nm; c, 300-1900 nm; d, 400-1200 nm; e, 400-1200 nm; f, 400-1200 nm; g, 400-1200 nm; h, 2000-14000 nm; i, 500-2500 nm; j, 300-1900 nm; k, 300-1900 nm.

Advancement phase-4, hypothesis of camouflage textiles design in UV-Vis-IR illumination against CBs-DGTWSICB

1.11. Optical principle of technical materials versus synthetic dyes for camouflage textiles in simultaneous spectrums probe

Figure 6a & 6b, illustrates a general comparison of exponential relationships between high reflection materials and synthetic dyes. Reviewed data are summarized and cited in Table SI. 1 (o) [31]. Figure 6a, aluminium, rhodium and titanium particle shows almost straight line in UV-Vis-IR spectrums as sequence of aluminium>rhodium>titanium>copper>silver>gold. Such high reflection materials may signify as camouflage materials in UV-Vis-IR due to random/infinite photonic response to the imaging device. Figure 6b depicts the exponential relationships of synthetic dyes which shows the completely reverse behavior in UV-Vis-NIR spectrums. Chrysoidine, Orange 2, Lithol fast scarlet-RNP are the synthetic dyes of monoazo group, Chrysophenine G is a synthetic dye of diazo group and Flavophosphine is a dye of acridine group. These groups of synthetic dyes are very common for textile coloration in terms of CB matching in Vis spectrum. Therefore, camouflage textiles coloration in simultaneous spectrum probe needs to choose alternative materials rather than synthetic dyes only or technical formulation of synthetic dyes. The UV-Vis-IR spectrums of synthetic dyes and high reflection materials have been classified as low and high amplitude of signal. Figure 6a, 6b; in comparison, synthetic dyes are remarked as deviation of high amplitude and high reflection materials are signified as variation of low amplitude. Few high reflection materials have almost zero deviation of amplitude and hypothetically remarked as UV=Vis=IR and Vis=IR referred to Table 1. Electron density significantly decreases when spectral amplitude/intensity in negligible range [47,48]. There is a possibility of capturing a minor deviation of photonic signal to the imaging sensor in UV-Vis-NIR illumination. Accordingly, reflectance profile of CB varies in UV-Vis-NIR region [14]. The reflection factors of CB such as tree branches, leaves, soil, rocks, water differs 10-80% for CDRI mechanism [49]. The difference of reflection between target object (camouflage textiles) and CB determines the chromatic adaptation (CIE RGB, L^* , a^* , b^*) versus CDRI. Reflection properties of CB are the parameters of CDRI for target signature [50]. The threat of reflection is also related to the surrounding CB materials rather than specific known materials of CBs-DGTWSICB [6]. Therefore, optical hypothesis of simultaneous spectrum probe camouflage textiles in UV-Vis-NIR ranges are critical due to deviation of reflection phenomenon from signature and CBs.

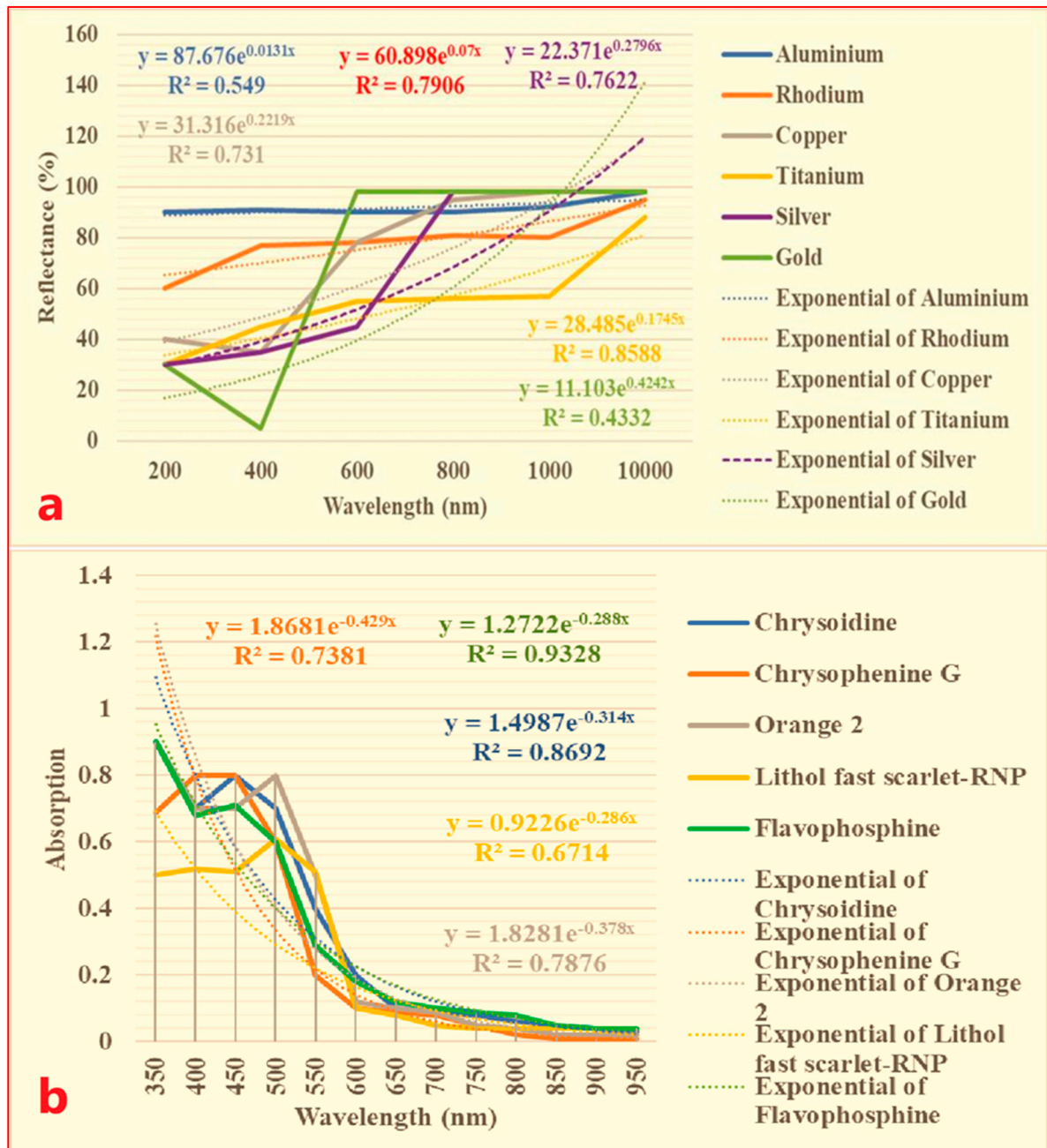


Figure 6. Spectral signals of high reflection materials at 200-10000 nm (a) and synthetic dyes at 350-950 nm (b) in UV-Vis-IR spectrums with the relationship of exponential coefficients.

1.12. Optical principle of materials design for camouflage textiles in simultaneous spectrums probe

Figure 7, Vis-IR coefficients of black color and high reflection materials (shiny surface) are represented at similar pixel position. A simultaneous photonic signal in Vis-IR is illustrated by the sum of Vis and IR amplitude. The data information have been attached in Table SI. 1 (n). The variation of photonic signal is significantly higher in Vis than IR. Heat in IR region increases emissivity of OB and declines the reflectance of OB. This IR mechanism is responsible for minor photonic signal to remote sensing device of digital imaging/hyperspectral imaging. In IR spectrums, the photonic response of black color is comparatively higher than high reflection materials as shown amplitude. Oppositely, photonic signal of black color is lower than high reflection materials in Vis spectrums. Hence the hypothesis states that the combination principle of such materials may signify simultaneous camouflage in UV-Vis-IR spectrums [51].

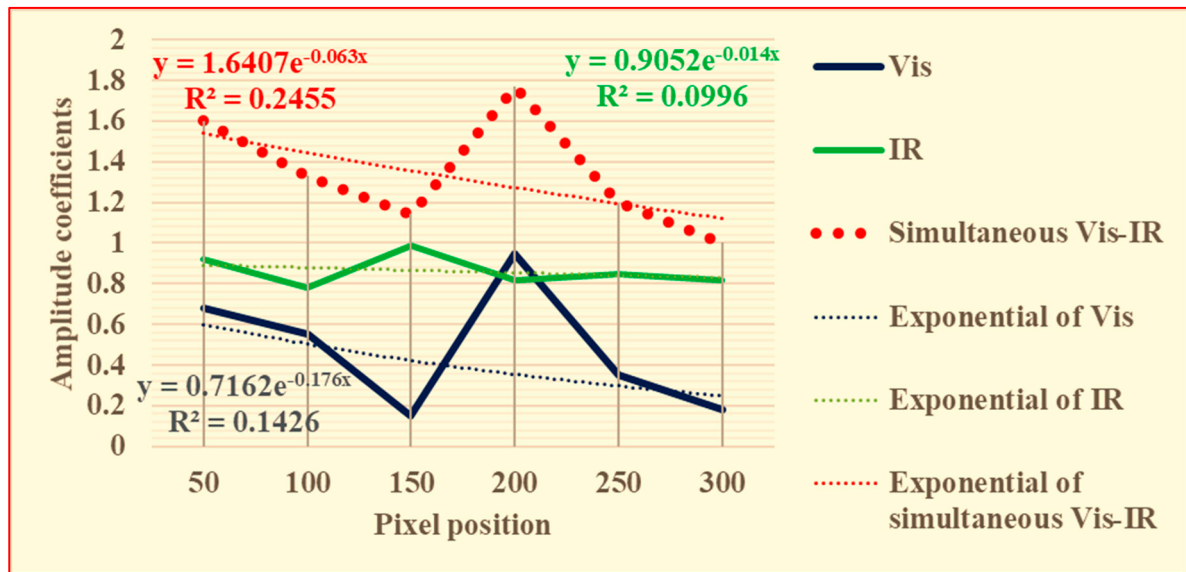


Figure 7. Exponential of Vis-IR photonic signal versus design of camouflage materials for simultaneous spectrum probe.

1.13. Optical principle of technical formulation of UV-Vis-IR camouflage textiles

UV-Vis-IR camouflage textiles is proposed by treating with metallic reflection materials such as aluminum, copper, zinc. Camouflage pigment such as chromium oxide has reflection property like 'chlorophyll' for reflection adaptation of target signature with woodland CB. Alternatively, carbon black pigment (CBP) has high absorption and low reflection property in IR spectrums. Thermal transparent binder such as polyethylene vinyl acetate copolymer, chlorinated polypropylene are suitable for camouflage treatment as the binder cannot change the reflection. Currently developed camouflage textiles can be detected from CB in NIR spectrum. Military vehicle produces heat by internal combustion engine, terrestrial thermal emissions. The adaptation of emission between OB needs to maintain for concealment of target signature. Temperature is a cause for making contrast between target signature and CB. Thermal insulation can be used for camouflage textiles when the surface temperature difference from the environment is more than 10°C. Application of thermal insulation materials is an option for secure protection and structuring UV-Vis-NIR camouflage textiles such as vehicle net. Such fabric also protects against radar spectrums (3 GHz to 3000 GHz) [12,17,52,53].

Camouflage textile materials in IR range are made from synthetic fiber having 'chlorophyll' like reflectance characteristics in IR range such as polyamide and polyester [54]. High reflection in multidimensional direction to the viewing angle depicts the concealment of target location. The high reflection light theory is applied on camouflage for submarine concealment as marine camouflage. Reflective metallic coatings of aluminum copper or zinc on the base layer achieve high reflectivity in the entire IR spectrums, but the technology has limited applications of camouflage textiles for concealment in UV-Vis-IR spectrums against multidimensional CBs-DGTWSICB. The protection against radar detection is achieved with coated materials for effectively reflecting radar radiation in all directions[55] [16,56,57].

1.14. UV-Vis-NIR camouflage textiles for concealment of hyperspectral camera against defense surveillance

Hyperspectral camouflage means the protection of target signature from surrounding CB in terms of hiding of hyperspectral surveillance in UV-Vis-NIR spectrums. Chromatic blending of objects (camouflage textiles) with CB environment is the first attribute of hyperspectral camouflage textiles. Camouflage depends on shape, size, hue, color contrast and mobility of target object with CB. Differences of ATR, scattering, diffraction and polarization of light between target OB identify the detectability/adaptability of target object against CBs-DGTWSICB. Hyperspectral, thermal, NIR,

multispectral, anti-radar camouflaging are critical for the survivability of defense professional. UV and NIR sensors of hyperspectral camera have been created a great challenge of hyperspectral camouflage. Recent augmentation of camouflage textiles only covers Vis ranges camouflage although there is limitation of concealment in multidimensional CB environments in terms of lacking right materials, methodology and standardization. Recently developed camouflage textiles cannot fulfill the protection of UV-IR ranges surveillance technology in the vein of hyperspectral camera/digital camera. Colorant manufacturers are also struggling for camouflage dyes, but a right formulation is still a challenging fact. NIR reflectance dyes or pigment coating, aluminum coated glass thermally bonded into nonwoven, glass fabric and nonwoven fabric combination can be comprised in terms of photochromic (light) and thermochromic (heat) mechanism of camouflage textiles for augmentation of NIR camouflage. The simultaneous camouflage textiles in UV-Vis-NIR ranges are also critical to the research community, the technology needs to coalesce through optical mechanism of OB and suitable material design for camouflage textiles coloration [19,20,55,58,59]. Figures 5–7; the reflection coefficients and exponential trends of multidimensional CBs-DGTWSICB in UV-Vis-NIR have been remarkably noted and hypothetically categorized in Table 1. This concept can be hypothetically implemented for design of camouflage materials in UV-Vis-NIR spectrums.

Table 1. Summarised exponential relationship of electron energy/photonic response among multidimensional CBs materials and materials for textile coloration in UV-Vis-IR spectrums.

Multidimensional CBs materials	Electron energy/photonic response	Materials for textile coloration	Electron energy/photonic response
Woodland	NIR>Vis>UV	Synthetic dyes (Five different)	NIR>Vis>UV
Snowland	UV>Vis>NIR	Aluminium	UV=Vis=IR
Iceland	UV>Vis>NIR	Rhodium	Vis = IR
Marine	UV>Vis>NIR	Copper	IR>Vis>UV
Desertland	IR>Vis>UV	Titanium	IR>Vis>UV
Soil	IR>Vis>UV	Silver	IR>Vis>UV
Sky	UV>Vis>NIR	Gold	Vis = IR
Urban	NIR>Vis>UV	Shiny surface	UV=Vis=IR

Advancement phase-5, materials design for camouflage textile coloration against CBs-DGTWSICB under UV-Vis-IR spectrums.

1.15. Optical principle of camouflage pigmentation for Vis-IR range concealment

Simultaneous applicable Vis-IR camouflage is proposed based on metal-based structure of SiO₂/Ag/ZnS/Ag [55,60]. For simultaneous pigmentation in Vis-IR, pigment should have simultaneous transparent in Vis-IR ranges. Vis camouflage textiles can be designed by dark color or minimum gloss pigmentation such as CBP, perylene black as the selective absorber. Metal oxide increases the concealment in NIR and thermal IR ranges. Metal oxide absorbs in NIR range, and these are transparent in thermal IR range. Metal oxides (CeO₂, TiO₂, MgO, ZnO) shows high reflection in simultaneous Vis-IR. The reflection variations between Vis-IR are nearest of 5%. As hypothetical example, Figure 8 depicts the exponential relationship of ZnO pigment in Vis-NIR. Reviewed data information are cited in Table SI. 1 (q). Metal flakes such as aluminium has strong reflection in both Vis-IR spectrums. Red iron oxide and titanium dioxide have minimum scattering effect of light without altering the reflectance shape. Particles of 1 mm red iron and titanium dioxide scatters NIR radiation at 2.3 mm. Refractive index of titanium dioxide and chromium oxide are 2.81 and 1.90 and their scattering powers (square meter) are 1.90 and 1.28 respectively. Titanium dioxide (mean particle size 10 μm) reflects between 800 nm and 2300 nm; and comparatively less reflection is noted in 400-800 nm. Such compounds have atomic mobility and light striking capability of target signature at very high incident angle. There is possibility of electron trapping between target signature and CB which mechanism may generate minor energy for photonic signal to the remote sensing device.

Hence, the light is also expected to scatter very quickly to the surrounding area of CB. The photonic signal of metal oxides to the spectral sensor cannot capture enough photon whatever need to generate an appropriate imaging signal of target signature against CB. High reflection spectral signal may defend for genuine pixel formation of target signature to the imaging sensor. Therefore, the target signature may be confused or concealed by the modern remote sensing mechanism of target detector [29,61–63].

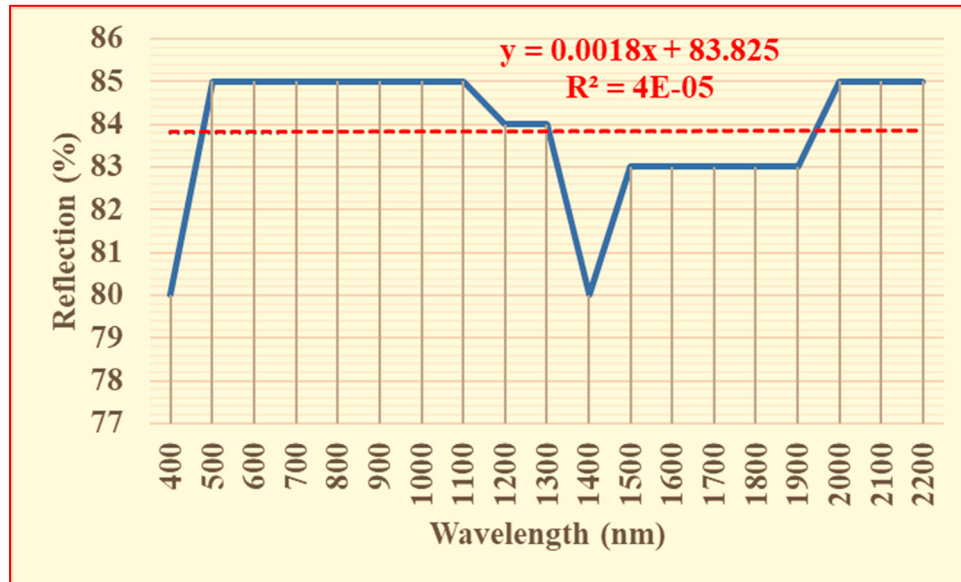


Figure 8. Exponential spectra of ZnO pigment in Vis-NIR from 400 nm to 2200 nm.

Commercial pigments are available such as CI pigment green 17, 26 and 50, CI pigment brown 29 and 35, pigment blue 28 and 36, pigment black 12; white pigment base are also available such as white pigment titanium dioxide or zinc white, calcium carbonate, barium sulphate, alumina, silica, clay, aluminum powder, etc.; metal oxides such as zirconium oxide, thorium oxide, etc.; metallic pigment such as aluminum, mica flakes, etc.; high refractive index pigments such as titanium dioxide, chromium oxide, zinc sulphide, zinc oxide, aluminum, gold, silver, copper, etc. Combination of different IR reflective pigments may enhance the total reflection of coated surface. Particle size can be selected from 0.35 to 0.55 microns [31,64]. Chromium oxide, iron oxide and carbozel violet pigments are remarked as camouflage pigments due to reflectance properties both in Vis and NIR [50]. A deep color camouflaging formulation is implemented on aircraft when the CB is considered as dark sea. Colors are formulated by titanium dioxide, organic perylene black and red, blue, yellow oxide based on polyurethane (PU) resin (hexamethylene diisocyanate). Microfine silica is also used as gloss reducing agent. Grey color formulation is used for countershaded aircraft [65]. IR pigments (chrome oxide green, carbon black, etc.) have great advantages for simultaneous camouflage in Vis-NIR. The pigmentation technique allows the color matching with specific CB in Vis, the reflection principle allows to blend the target signature with CB color in NIR range [50]. Synthetic coloration with low reflection materials such as CBP declines the detectability in Vis range and there is scope of NIR range experimentation [66]. CBP is a traditional colorant. It absorbs UV-Vis-NIR wavelength of light. The particle size denotes the physical properties of the pigmentation such as color strength, stability and light scattering ability. Even a small amount of IR-absorbing material on total weight can significantly reduce IR reflectivity. Reflection of objects can be tested using UV-Vis-NIR spectrophotometer in optical mechanism of ATR [31,67].

1.16. Optical engineering of synthetic pigmentation for simultaneous camouflage in Vis-NIR against woodland CB

Synthetic pigmented surface has properties of NIR reflection. Pigments are synthesized by the mixtures of metal hydroxide, nitrates, acetates and oxides at very high temperature ranges over

1000°C. Metal and oxygen ions are oriented in a stable crystal structure, the process is called 'calcination'. IR reflective coating is highly used for building construction; it can also minimize the surface heating on textile substances. IR reflective pigments are suitable for NIR camouflage textiles for reducing the heating effect on color changing. Remaining high percentage of mobile electrons depicts high reflection on surface. Functional properties of calcinated pigments have dual action of absorption and reflection. Pigment absorbs light in visible region and appropriate for Vis camouflage. The pigmentation technology of dual camouflaging seems more accurate for concealment of Vis-NIR camera surveillance. For example, 'chlorophyll' of green plants reflects IR light. Green plant of woodland CB contains 'chlorophyll', and it has organic pigment of IR reflection. 'Chlorophyll' is also termed as natural IR reflective material, applicable for woodland camouflage textiles. Practically tree background is cooler than surrounding background in hot summer [31,64].

1.17. Optical engineering of thermal insulation for camouflage formulation

Planck's law derives that IR range is mostly related to thermal radiation. Hence, IR camouflage textiles needs the combination of thermal insulation materials. Silica aerogel has thermal insulation property which can reduce the surface temperature of camouflage textiles. Phase change materials have found limited applications for camouflage textiles. For consideration of concealment, germanium is a high IR reflective material for target confusing versus camouflaging response. Thermal insulation-reflection combination of silica aerogel and germanium is proposed for NIR range camouflage textiles for aircraft and missile target protection. High temperature aircraft nozzles and high temperature naval ship funnels are also challenging for design of sky camouflage and marine camouflage. The real protection of fighting aircraft and marine ship is still challenging [68]. A combination of thermal insulation and high reflective coating has been commented to be more effective for defense target concealment [69]. NIR anti-reflection coating is formulated by the combination of silicon and germanium [70]. The concept of technology in NIR range camouflage textiles have been limited still now. There is feasibility of NIR range camouflage incorporating with combination of phase change materials such as $\text{Ge}_2\text{Sb}_2\text{Te}_5$ [71] and VO_2 . The combination has phenomenon of phase transition and reflection changing for NIR camouflaging [72]. Surface reflection of camouflage textiles depends on treatment with suitable materials. The mechanism defines the reflection and transmittance of OB as referred by the theory of 'Augustin-Jean Fresnel'. Low reflection coatings and fabrication design are another way of camouflage principle [73]. IR absorbing CBP can be applied for enhancement of IR absorption.

Stealth is the act or characteristics which confuse the detection by chromatic replacement and/or shape. Animal has the camouflaging techniques of stealth skin [74–76]. Low emissivity denotes IR shielding property of stealth skin [77]. The simultaneous development of smart textiles and camouflaging property can be developed by microfabrication and stealth skin. Surface dyeing and pigmentation, embedded additives, chromic materials, low emissivity coatings and fibers, phase change materials, shape memory materials are the existing technologies in smart camouflage textiles [78]. Metasurface is also an optical engineering which can create negative refraction [79]. Metasurface can be used to reduce optical scattering for camouflage [79,80].

1.18. Optical engineering camouflage coloration with nano materials

TiO_2 , ZnO , Fe_2O_3 nanoparticles were applied for IR protection. Camouflaging nanobeads can be used with textile dyes for deceiving formulation of camouflage coloration. There is advance suitability of nano materials for camouflage clothing. Nano materials can enhance defence textile properties such as fabric softness, durability, breathability, water repellency, fire retardancy, antimicrobial, UV protection, shrink proof, etc [81]. Nano titanium dioxide increases surface reflection [82]. Cotton-nylon blended fabrics are printed using a mixture of pigments and carbon black nanoparticles for camouflage coloration. Shading of brown, olive green and khaki was employed in desert uniform. Printing formulation remarked as significant decline in limited ranges of NIR reflectance [83,84]. The structure of camouflage coloration is also formulated by core

(chromophore materials) and sheath (polymer) process [38]. A polyvinylidene fluoride resin can be used as the transparent binder [29].

1.19. Optical engineering of camouflage coloration with thermochromic dyes

Thermochromic colorant can be blended with pigment for matching signature with CB environment. Thermoplastic PU and graphite are mixed; and coated for thermochromic coloration. Thermochromism and camouflage coloration can be tested by CIE red, green, blue, L^* , a^* , b^* . These values/imaging properties can be recorded before and after heating for assessment of IR camouflaging against selected CB [85,86]. Liquid crystal is also a unique material for temperature responsive fabrication. Chiral nematic liquid crystal changes its color in the presence of thermal, electrical and optical stimuli; the phenomenon is responsible for changing refractive index or pitch. Formulation of indolylfulgide chiral dopants shows color stable adjustment. The color stability of chiral nematic liquid crystal has been observed for smart applications of camouflage textiles [15,87]. The thermochromic dye 'crystal violet lactone' was used as core material; and silica was used as shell material. The thermochromic effects and color reversibility were observed at wavelength 610 nm under consideration of shifting color strength, K/S value from 12 to 2 [88]. Hence thermochromic colorant may have feasibility for camouflaging against selected CB.

1.20. Optical engineering camouflage coloration with synthetic dyes

Cotton, polyester, nylon and cotton-polyester blends are in general applications of camouflage textiles [89]. Nomex and Kevlar are suitable for high-performance applications of camouflage textiles. Spun bonded nonwoven fabric is experimented for randomly orientation of metal fibril on the fabric surface to obtain expected camouflage formulation. Filling of hollow fiber with liquid dyes and solid pigment is a proposed technique for adaptive camouflage textiles [90]. Common methods of fabricating camouflage textiles are dyeing, coating and printing [91]. Coating and printing are suitable techniques for manmade or natural fiber based camouflage textiles [43,66]. Printing is a method of camouflage patterning. Camouflage patterns on fabric are produced using low reflectance dyes having thiazine at relatively long wavelength greater than 900 nm [92]. The reflectance profile of woodland camouflage textiles is experimented by different disperse dyes such as CI disperse black, CI disperse yellow 23, CI disperse blue 14 and disperse blue 56. The reflectance of camouflage treated objects and greenish leaves background was compared with CIE L^* , a^* , b^* , c^* , h for chromatic variation. The process interprets a minimum level of woodland camouflaging, it has demanded for further level of experimentation. CI disperse blue 56 shows the effect of green leaves camouflaging on polyester fabric [14]. Vat blue 13 dye has also green camouflaging property in Vis and limited NIR region [93–95]. Vat dyes have low IR reflectance and good fastness properties, suitable for camouflage applications on cotton textiles. Tetraaryldiamine dyes absorb in IR [96].

Advancement phase-6, method design for CDRI measurement of target signature against CBs-DGTWSICB under UV-Vis-IR spectrums.

1.21. Spectrometry and colorimetry versus CDRI assessment

In general, the wavelength more than 700 nm is considered as IR range. The visible spectrums covers wavelength from 400 nm to 700 nm. The wavelength 200 nm to 400 nm is depicted as UV spectrums. Both UV and IR rays are invisible for human due to lacking of receptors. Ray directions are a matter of light reflection such as specular reflection and diffuse reflection. Single outgoing reflection is termed as specular reflection and multiple angle reflection is termed as diffuse reflection. A color measurement spectrophotometer can be used to measure reflectance, transmittance or absorbance of target OB at different wavelength. A specular included method is used for total reflection and a specular excluded method is used for diffuse reflectance of OB substances. The color variation of specular included and specular excluded is verified by ceramic tiles of 12 standard reference color (white, pale grey, middle grey, deep grey, orange, deep pink, black, red, bright yellow,

green, cyan, and deep blue) for colorimetry and spectrometry. This method is used by British ceramic research association (BCRA). Hence the mechanism of visual assessment of camouflage is more critical than pass/fail decision of solid colors. CIE color difference is an established method of color deviation between OB where luminance, hue and chroma are the contrast features of chromatic adaptation for variations of target OB. The chromatic adaptation of desert sand, urban grey and foliage green are experimented by CIE color parameters, the method cannot cover multidimensional angle [97]. CIE colorimetry is the mechanism of color matching and predicting the color difference between two stimuli for identification of physical color. The technique has limitation for actual color appearance between OB due to structural variation of object (camouflage textiles) and CB. Chromatic properties of camouflage formulated textiles, camouflage materials, DGTWSICB materials are mostly demonstrated by CIE trichromatic hue of RGB and CIE L^* , a^* , b^* color coordinates. UV-Vis-NIR spectrophotometer cannot measure color directly; it measures the physical attributes of materials concerning its ATR of light. Digital camera or hyperspectral camera can be used to measure the chromatic appearance in a controlled optical environment of OB. Digital camera can be used for color measurement of OB when highly textured and printed materials cannot be measured by color measurement spectrophotometer. The light reflected from OB is passed through the lens, and imaging is captured through two-dimensional sensors covered with RGB color filters [35].

1.22. Hyperspectral versus CDRI assessment of target signature against CBs-DGTWSICB

Hyperspectral imaging is an improved and modified version of multispectral imaging used for target detection and defense surveillance in UV-Vis-NIR ranges. Captured target signature and CB in a hyperspectral image are difficult to characterize in terms of identification and quantification of concealment. Generally, target object (camouflage textiles) analysis of hyperspectral concealment needs to generate a spectral database of multidimensional CBs- DGTWSICB. Interfere elements of CDRI are not same for all CBs. These interferences need to be identified for all CBs for camouflage textiles. A standard spectral database identifies the discrimination of OB by means of spectrum probe. Spectral properties are controlled by scattering effects on OB. Treated camouflage textiles in UV-Vis-NIR are classified as supervised target detection of hyperspectral camera due to having known and predicted properties on textile substances. Target signature can be analyzed in terms of known CB for experimental process. Spectral angle, spectral distance and spectral information are the properties of spectral symmetry. To avoid interfering reflection of imaging, specification of target is very important for camouflage assessment of hyperspectral imaging. A simulation of spectral symmetry was conducted for typical signatures including CB materials such as: black brush, creosote leaves, sagebrush, red soil and dry grass. Reflection of interferer varies CB to CB. Spectral properties of DGTWSICB materials are not same. A real experimentation of hyperspectral camouflage textiles for spectral symmetry is required. Spectral symmetry and its analyses between target OB are existing techniques in prediction, simulation and planning stages only. Target signature versus CBs-DGTWSICB measurement of spectral similarity and dissimilarity of hyperspectral imaging are still challenging in optical engineering and unknown journey of camouflage researchers [20,98,99].

1.23. Mechanism of CDRI measurement for target signature against CBs-DGTWSICB

Pixel is another approach of camouflage signature evaluation for image segmentation and comparison of hyperspectral imaging between OB. The task is very challenging due to lacking of standardization for comparison of hyperspectral imaging [99]. Spectral imaging is a practicable technology for CDRI of target signature against CB. The signal of spectral imaging can provide a strong performance for analyses of optical properties of target object (camouflage textiles) and CB [100]. Spectral discrimination has been remarked as potential issue for day/night surveillance of military target. Performance of CDRI is achievable in terms of high band to band multispectral and hyperspectral sensors [101]. Electromagnetic optics, radiometry, photometry and human psychometrics are the technical areas for assessment of CDRI. It is necessary to develop an accurate process of concealment measurement for supporting of camouflage assessment. As summarized in Figure 9, camouflage measurement on CB has been concerned about presumption, simulation,

analysis and laboratory trialling, field experimentation and structural judgement, etc. Simulation and prediction represents the decision based on the predetermined process. Analysis and laboratory experiment includes quantitative and partial measurement for camouflage assessment. Field experimentation and structural judgement are the process of real game of concealment in multidimensional CBs-DGTWSICB [102,103].

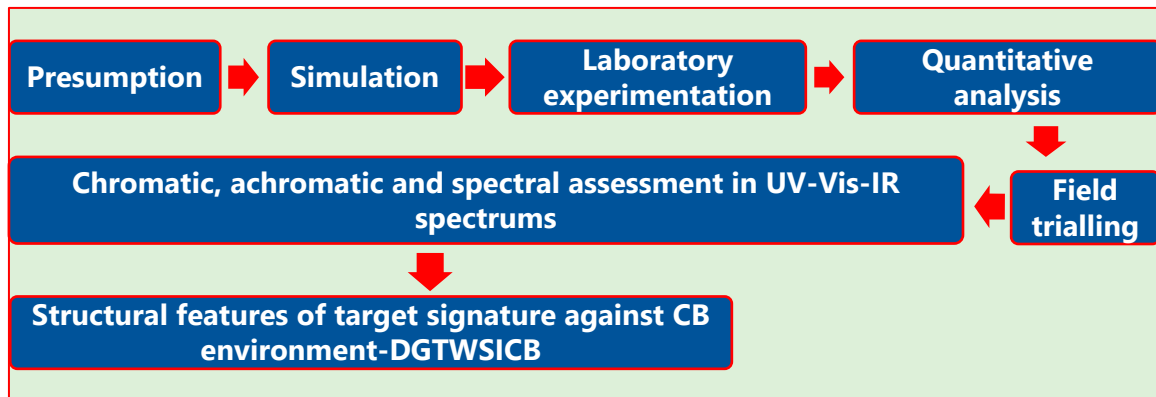


Figure 9. Flow chart for principle of camouflage assessment.

1.24. Image processing techniques for CDRI measurement against CBs-DGTWSICB

Every field experimentation for camouflage assessment is an expensive process. Natural illumination, target object, target CB and location of target OB are the real facts for every combat trialling of camouflage achievement [104]. Photograph of formulated textiles against CBs can be captured by digital camera/hyperspectral camera at specified angle and illumination for comparison between object (textile substances) and its surrounding CB. Lens changing of digital camera is an option for capturing photograph in different spectrums of UV-Vis-IR. The post image analyses are conducted by image processing software such as adobe photoshop, ImageJ, etc. Digital images can be modified into CIE-RGB color space to CIE L^* , a^* , b^* color space under black-white grey scale of chromatic hue. CIE L^* , a^* , b^* color space is defined between -127 and +127 for each axis of three-dimensional color space. 8 bits are suitable to interpret the color space. Color threshold is a chromatic & achromatic identification process functioned in ImageJ. This software covers CIE red, green, blue, L^* , a^* , b^* color coordinates in black-white grey scale. The chromatic variation is a process applied for identification of camouflage textiles against multidimensional CBs-DGTWSICB. For example, fractal design (a typical percentage of CB is matched with textile object rather than matching whole object with background) is a common practice of defense professional for forest and desert camouflage in single background only. Recent research on camouflage textiles mostly limited to Vis range and chromatic assessment covers both quantitative and photographic systems. Hyperspectral camouflage textiles have a great limitation for right materials on textile substances for hyperspectral concealment and their quantitative and photographic/partial assessment process for camouflage textiles performance. Hyperspectral images in multidimensional CBs- DGTWSICB needs to generate an accurate view in specific lighting, angle and resolution for detection of camouflage properties on textile substances [5,84,105]. Color and intensity features of an image can signify the camouflage assessment and camouflage detection. Texture analysis with image processing is a very effective way of camouflage assessment for classification, segmentation and CDRI. Less intensity of an image depicts the appearance of dark camouflage and brighter intensity of an image creates the appearance of light camouflage [3,22,105,106].

Advancement phase-7, significant advancement of camouflage textiles against modern defense surveillance in UV-Vis-NIR spectrums

Camouflage textiles does not mean camouflage clothing only. There are enormous concepts of applications of textile-based camouflage by means of spectrum probe in UV-Vis-NIR such as

temporary combat residence, vehicle and location hiding, radar protection, missile protection, parachute protection, nuclear weapon and ballistic protection. Camouflage textiles for multidimensional single CB, simultaneous CB and adaptive CB need to be well established for defense protection. Recent research on camouflage textile is only intended to 'CB color matching' in terms of chromatic and patterning, but 'color matching theory' is only applicable for visible range while camouflage engineering is also required in UV-NIR ranges. Reflection angle of target signature changes the color appearance to the human observer/digital camera/hyperspectral camera. Surrounding environment colors of CB are not limited for any single CB. CB colors changes with location, season, foggy weather, sunny weather, rainy weather, bushfire of woodland, etc. Currently developed camouflage requirement concentrates on limited ranges of spectrum probe and minimum number of CB environments. Target objects are still detectable by the reflection of CB materials. Military camouflage textiles are already developed in Vis range and there is limitation of camouflage textiles in UV-NIR against multidimensional CBs-DGTWSICB. Furthermore, research on UV-Vis-NIR range camouflage textiles and the suitability of right camouflage materials for concealment are limited in published literature. High-performance camouflage textiles can be achieved by proper implementation of deceiving materials on textile substances. Conventional textile coloration process (coating, dyeing or printing) can be applied for treatment on textile substances with advance formulation of camouflage textiles. Existing camouflage textiles are not suitable for simultaneous camouflaging in UV-Vis-NIR ranges. There is a need for common textiles for camouflage in UV-Vis-NIR ranges. Temperature changing versus chromatic replacement or thermal changing versus chromatic stabilization created a demanding source of research and development in camouflage textiles for the protection of defense professional. The establishment of proposed technological advancement and right formulation of deceiving materials may generate an output of high-performance camouflage textiles in versatile single CB environment, adaptive camouflage for multidimensional CB environments, UV-Vis-IR camouflage, hyperspectral camera and radar protective camouflage for concealment of defense target signature.

1.25. Limitation of camouflage research, review and related findings

This review of camouflage textiles shows a limited number of research and publications in the specific area of high-performance camouflage textiles, but most research demonstrates prototype experimentation in a limited condition of individual research deficient with deeper concept of advanced analysis in UV-Vis-IR illumination against multidimensional CB materials-DGTWSICB, methodology and materials for camouflage formulation and right spectrometry for CDRI. Some patents have been published with lacking a concrete credential of material, methods and real testing process of camouflage formulation. The research and innovation in military camouflage might be a hidden activity of military scientist groups for keeping self-implementation of newly generated technology for any specific group and/or any country. Therefore, materials, methodologies, real testing methods of camouflage textiles are not being widely published. This review may opine a framework of right camouflage materials, methods and target illumination for designing advanced camouflage textiles under UV-Vis-IR surveillance.

Advancement phase-8, principle of optical approach for camouflage textiles coloration for concealment against digital camera imaging/hyperspectral imaging in UV-Vis-IR spectrums

Camouflage coloration denotes altering the reflection of textile surface by means of technical coloration such as coating, dyeing and printing. Deceiving materials on textile substances are mainly termed as pigments, nano particles, dyes, eco-friendly source of natural materials, etc. Figure 10a and 10a1 shows the structural similarity of expected camouflage materials between OB when the target signature is depicted as zero reflection against CB, the human observer/digital camera/hyperspectral camera will not obtain a clear image of the real target for detection. Textile materials can be directly treated with CB source of natural materials such as natural plant-based natural dyes (NPND) and natural sand-based silicone dioxide (NSSD) for concealment against woodland, desertland, rockland, concreteland/urban and water/marine CBs [21,107–113]. Figure 10b and 10b1, high light absorbency

materials have been classified as low reflection materials. The reflection of target object will not be perceived for low reflection of object material. Therefore, minimum reflection of object materials has feasibility of camouflage coloration due to negligible response of photonic signal to remote sensing device such as digital imaging/hyperspectral imaging. Figure 10c and 10c1; similarly, the exact reflection of target signature will not be perceived by the human observer/digital camera/hyperspectral camera for high reflection materials. The photonic signal will be scattered to multidimensional direction without reaching the actual signal to the sensor of surveillance camera. Textile materials can be treated based on functional mechanism of high reflection materials such as selected nanoparticles, germanium, aluminium, titanium dioxide, etc. based on selected CB. Figure 10d and 10d1, the combination of reflection changing materials has the capability of altering reflection to the imaging device. In this optical principle, light will be reflected in different angle which can be twisted by reflection mechanism and misperception of image will be detected to signify target signature against CBs-DGTWSICB.

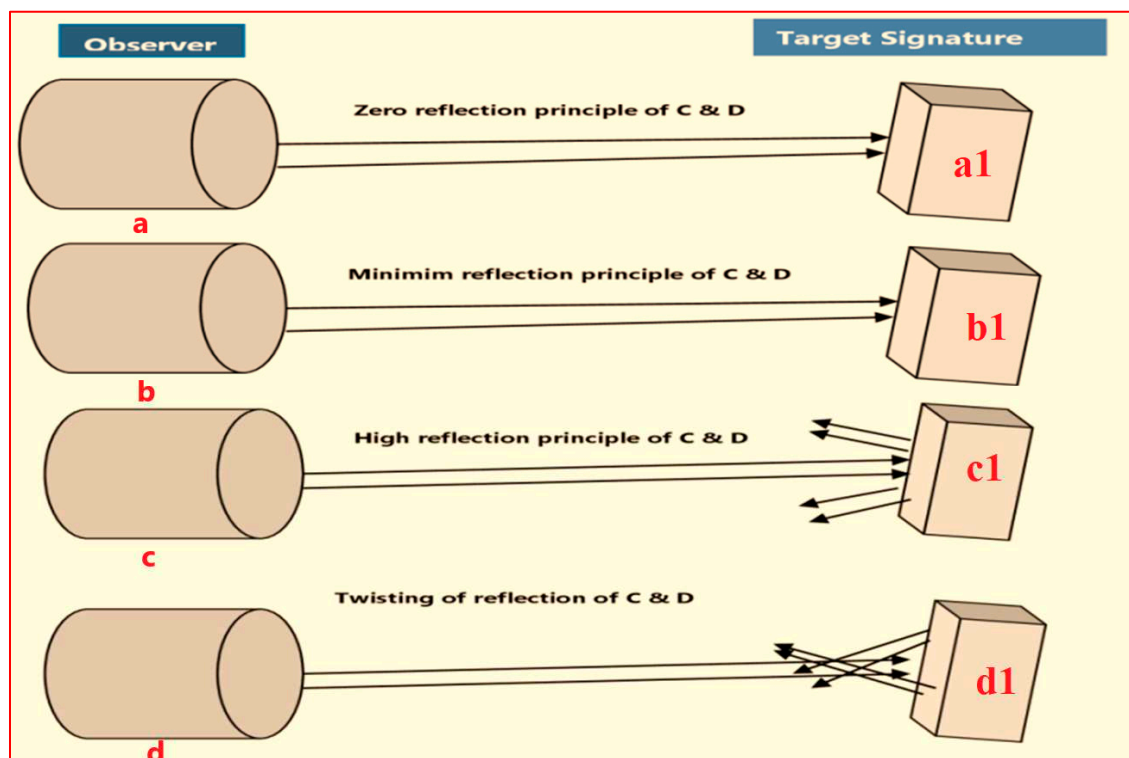


Figure 10. Optical principle of concealment and detection (C & D) between observer (a, b, c, d) and target signature (a1, b1, c1, d1) against multidimensional CBs-DGTWSICB.

For every UV-Vis-NIR surveillance, camera sensors of digital camera/hyperspectral camera generates imaging from photon signal of target signature and CB materials. Reflection and spectral signal of target signature (camouflage textiles) may alter photon signals for deceiving the target signature against CB. In thermochromic principle, chromatic replacement will occur in specific temperature range; the same camouflage textile is possible to implement in different CB environment in terms of chromatic matching in UV-Vis-IR spectrums. Thermal insulation is an opposite principle of chromatic phenomenon. Color will not change in specific temperature range; the same camouflage textile has the technical feasibility to use battlefield operation in different temperature in terms of chromatic matching and UV-Vis-IR camouflaging [15-17].

Advancement phase-9, hierarchical model for camouflage textiles formulation and optical assessment for CDRI-target signature-DGTWSICB-UV-Vis-IR

Figure 11 shows the standardized process of UV-Vis-IR camouflage textile formulation and performance measurement steps, which are segmented into nine categories for CDRI assessment of target signature against CBs- DGTWSICB and its surrounding environment.

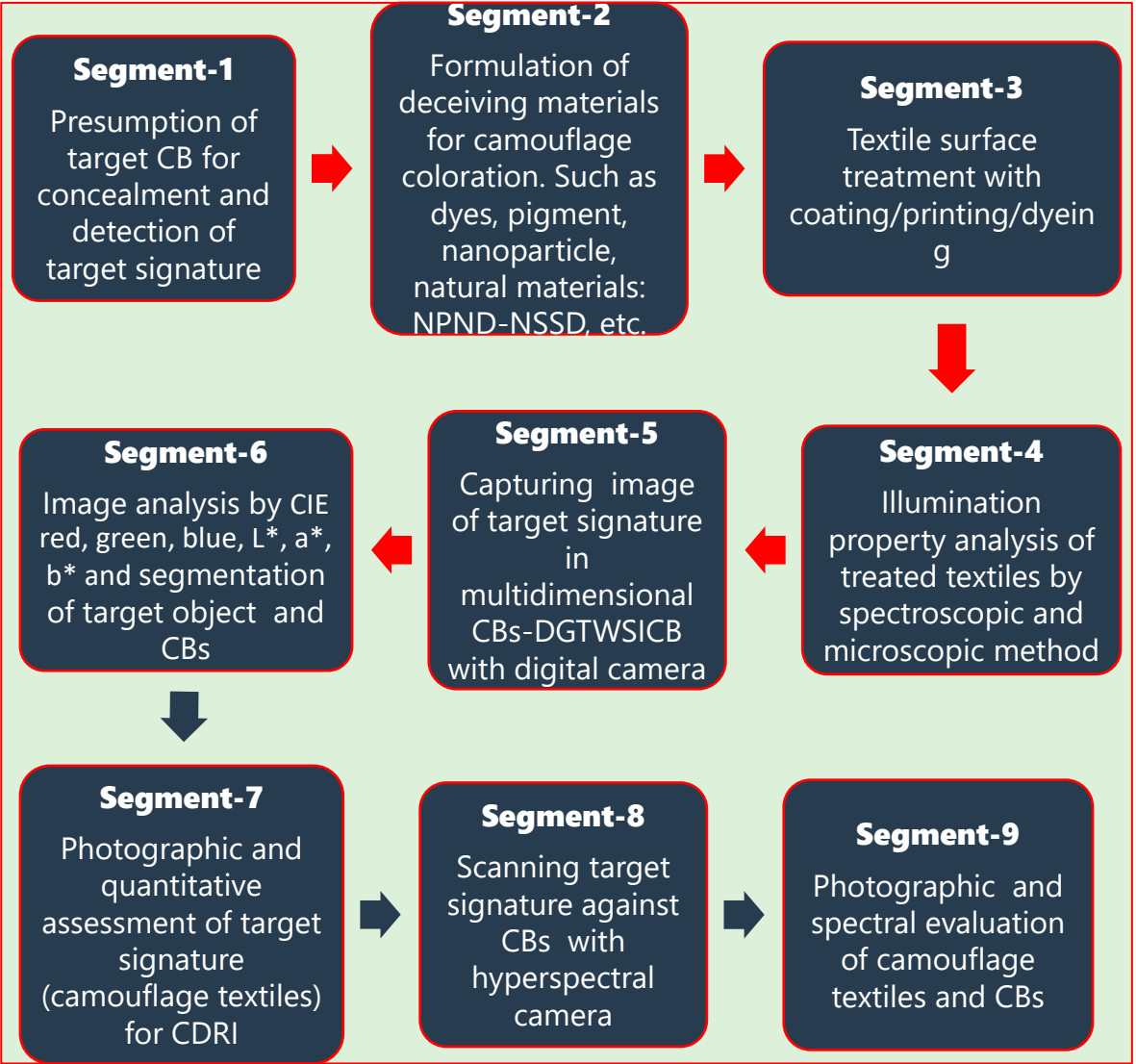


Figure 11. Flow chart of technical formulation for design of camouflage textiles against DGTWSICB and optical assessment for CDRI in UV-Vis-IR imaging.

Segment-1: Target CB selection is a primary attempt for camouflage coloration. Single CB or simultaneous CB or adaptive CB can be selected for target signature. DGTWSICB are the common CB area for technical formulation of camouflage textiles as per geographical combat- province of different country [18].

Segment-2: The deceiving materials need to be selected for concealment of specific CB environment. Reflection changing materials, reflection matching materials, thermochromic dyes, liquid crystal, crystal violet lactone, thermal insulation materials and CB source based NPND-NSSD materials are selected as the main deceiving materials for UV-Vis-IR camouflage textiles in multidimensional CB environments-DGTWSICB. Deceiving materials can be encapsulated by a transparent polymeric binder. Thermochromic and thermal insulation effects on chromatic stability and it's camouflaging performance can be tested under different temperature ranges [15–17,114].

Segment-3: The suitability of deceiving materials treatment for camouflage textiles can be experimented by coating, dyeing and printing process of textile coloration. These techniques can be modified by the combination of coloration process to achieve camouflage in different CB environments-DGTWSICB such as dyeing and coating, printing and coating, etc.

Segment-4: The concealment properties of camouflage treated textiles against the selected materials of DGTWSICB can be identified in Vis and limited NIR ranges by color measurement spectrophotometer. Both specular included and excluded methods can be used for chromatic analysis of formulated textiles and combat materials. For illumination measurement of glossy materials, specular included option is the most suitable for capturing highest reflection in diffuse illumination. Furthermore, the structural properties of camouflage, chromatic compound identification and related chemometric analysis can be executed by scanning electron microscopy (SEM), Fourier transform infrared spectroscopy (FTIRs), UV-Vis-NIR spectrophotometer for laboratory stage trialling [115].

Segment-5: The evidence of target signature in UV-Vis-IR range surveillance can be implemented by digital camera. The digital camera can reveal the target signature against multidimensional CBs-DGTWSICB [116].

Segment-6: The captured photographs of digital camera can be analyzed by image processing software (ImageJ) for confirmation of CDRI under CIE red, green, blue, L^* , a^* , b^* chromatic hue of black-white grey scale. The OB image can be segmented by color threshold method [22,105].

Segment-7: Quantitative color differences of OB can be judged by CIE L^* , a^* , b^* , c^* , h values. Achromatic features of target signature and CBs, and their effects can also be identified for CDRI assessment. Hence, the chromatic and achromatic assessments of target signature versus DGTWSICB can be experimented by photographic illumination in UV-Vis-IR [17,19,22,85,116,117].

Segment-8: Hyperspectral camera can be used for high-performance applications of camouflage assessment in UV-Vis-NIR ranges from 200 nm to 2500 nm [1,12,36].

Segment-9: Optical accuracy of spectral design for spectral symmetry, chromatic appearance and illumination properties can signify the CDRI of target signature against selected CB. The ATR properties of camouflage treated textiles and CB materials can be experimented in UV-Vis-NIR ranges from 200 nm to 2500 nm [1,36,118]. Target signature against DGTWSICB captured by hyperspectral camera can also be assessed by image processing software. Therefore, the chromatic aberration of multidimensional color and texture of target signature and CBs can be assessed for CDRI.

Concluding remarks

ATR properties of formulated textile surface, ATR properties of selected CBs materials, chromatic appearance of digital/hyperspectral imaging, CIE trichromatic hue, structural features, sun radiation related to weather conditions, illumination angle, imaging sensors of digital camera/hyperspectral camera and electromagnetic spectrums in UV-Vis-IR are the key principle for every CDRI evaluation of target signature against CBs-DGTWSICB and its surrounding combat environments. Imaging signals of CDRI mostly depends on electron energy and photonic signal of target signature in UV-Vis-IR illumination. Camouflage textiles can be detected by human eyes (Vis) or instrumental investigations such as spectroscopy, microscopy, digital camera and hyperspectral camera. The reflectance profile of a target signature (camouflage textiles) can be matched with the reflectance profile of CB in the vein of chromatic, achromatic and spectral illumination. For chromatic matching between target object and CBs, selection of correct deceiving materials is a first task for camouflage textiles formulation. Hence, an appropriate treatment of deceiving materials on textile substances may signify the concealment of target signature in multidimensional CBs-DGTWSICB under UV-Vis-IR illumination. Camouflage materials can be treated on textile substances by the conventional technology of dyeing-coating-printing. The chromatic standardization of CB materials in laboratory stage has been opined for chromatic assessment of CB versus camouflage treated textiles. The core materials of CB and camouflage formulated textiles can be considered for CDRI assessment in laboratory stage as real CB materials have variation due to known and unknown interference in CB environments. These unknown parameters of CBs can be controlled sequentially

if textile treated materials can be concealed/matched against CB materials under selected illumination in UV-Vis-IR spectrums, it may have core achievement for design of camouflage textiles. Therefore, target signature can be concealed under interference of CB environment and natural illumination in field trialling. Reflecting color of target signature and CB creates the imaging signal, rather than the absorbed color. White CB of natural environment reflects the entire wavelength of visible light. Other CB absorbs light at specific wavelength. Such as green leaves background of woodland CB reflects green color and absorbs other color; snow background of snowland CB reflects in full spectrum of visible wavelength. Electron energy of camouflage materials of target signature can replace the wavelength and imaging signal in digital/hyperspectral imaging. Textile substances can be treated with zero reflection materials, natural materials, CB source based natural materials such as NPND & NSSD, minimum/maximum reflection materials, multi-reflection materials for replacement/matching of electron energy against CBs and/or confusing the target signature. The electron energy of target signature generates energy of photon signal to be detected by imaging sensor and surveillance cameras. Therefore, the spectral signal of zero reflection/high reflection materials may create simultaneous camouflaging in UV-Vis-IR spectrums. Hyperspectral camera can be used for chromatic and spectral observation of CDRI using a wide proportion of electromagnetic spectrums in UV-Vis-NIR ranges. The concealment of latest surveillance in UV-Vis-NIR illumination can be premeditated by altering or symmetrization of surface reflection of target object with CB. The distance between the camera and target signature creates variation of photon signal. Positions of target object vibrates the velocity of electron energy and photonic signal to the imaging sensor. Reflection of target object, conditions of CB environment, single CB or simultaneous CBs, right selection of deceiving materials are the matter of altering the electron state/photon signal for accuracy of CDRI under UV-Vis-IR spectrums. Hence the advancement of camouflage textiles technology can be implemented for concealment of modern defense surveillance in UV-Vis-IR against multidimensional CBs-DGTWSICB. Furthermore, the principle of materials design versus optical engineering has outermost applications of camouflage weapon design against hyperspectral surveillance in UV-Vis-NIR spectrums. Camouflage product developer need to consider spectral signal for every high-performance concealment as upcoming surveillance is gradually vibrating towards more sophisticated to sophisticated. Table 2, in terms of review of optical hypothesis, author coalesced '42 possible formulations' for advance design of camouflage textiles/CDRI trialling against multidimensional CBs-DGTWSICB in UV-Vis-IR illumination and expected outcomes (1-7) have been tabulated. In general, camouflage beads formation is proposed by microencapsulation with PU binder; and coating/dyeing/printing on polyamide 6,6 (PA 6,6) and/or other selected fabric required by defence professional for combat action of camouflaging.

Table 2. Camouflage materials design, method design and testing formulations against multidimensional CBs-DGTWSICB.

Total Trials (Ts)	Expected Outcome-01: Design of woodland camouflage textiles/simultaneous background camouflage for concealment in UV-Vis-IR spectrums			
	Trials	Materials	Method	Lab/Field Testing
T-01	Formulation-01	Chromium oxide	Deceiving beads formation by microencapsulation with PU binder and Coating/dyeing/printing/padding on PA 6,6 fabric/other selected fabric	Color measurement
T-02	Formulation-02	Aluminium nano particle		Spectrophotometer
T-03	Formulation-03	Chromium oxide + Aluminium nano particle		UV-Vis-NIR spectrophotometer
T-04	Formulation-04	Natural materials of woodland, NPND		SEM, FTIRs
T-05	Formulation-05	Chromium oxide + CBP		Digital Camera
T-06	Formulation-06	Selected synthetic Dyes and its technical formulation		Hyperspectral Camera
				Image processing software
	Expected Outcome-02: Design of desert camouflage textiles/simultaneous background camouflage for concealment in UV-Vis-IR spectrums			
T-07	Formulation-01	Mica powder		

T-08	Formulation-02	Titanium dioxide + Aluminium nano particle	Deceiving beads formation by microencapsulation with PU binder and Coating/dyeing/printing/padding on PA 6,6 fabric/other selected fabric	Color measurement Spectrophotometer
T-09	Formulation-03	Mica powder + Aluminium nano particle		UV-Vis-NIR spectrophotometer
T-10	Formulation-04	Natural materials of desertland, NSSD		SEM, FTIRs
T-11	Formulation-05	Selected acid Dyes		Digital Camera
T-12	Formulation-06	Mica powder + CBP		Hyperspectral Camera
				Image processing software
	Expected Outcome-03: Design of water/marine camouflage textiles/simultaneous background camouflage for concealment in UV-Vis-IR spectrums			
T-13	Formulation-01	Titanium dioxide	Deceiving beads formation by microencapsulation with PU binder and Coating/dyeing/printing/padding on PA 6,6 fabric/other selected fabric	Color measurement Spectrophotometer
T-14	Formulation-02	Germanium nano particle		UV-Vis-NIR spectrophotometer
T-15	Formulation-03	Titanium dioxide + Germanium nano particle		SEM, FTIRs
T-16	Formulation-04	Titanium dioxide + CBP		Digital Camera
T-17	Formulation-05	Selected synthetic Dyes and its technical formulation		Hyperspectral Camera
T-18	Formulation-06	CBP + Germanium nano particle		Image processing software
	Expected Outcome-04: Design of snowland/sky camouflage textiles/simultaneous background camouflage for concealment in UV-Vis-IR spectrums			
T-19	Formulation-01	Lead oxide	Deceiving beads formation by microencapsulation with PU binder and Coating/dyeing/printing/padding on PA 6,6 fabric/other selected fabric	Color measurement Spectrophotometer
T-20	Formulation-02	Titanium dioxide		UV-Vis-NIR spectrophotometer
T-21	Formulation-03	Germanium nano particle		SEM, FTIRs
T-22	Formulation-04	Lead oxide + Germanium nano particle		Digital Camera
T-23	Formulation-05	Titanium dioxide + Germanium nano particle		Hyperspectral Camera
T-24	Formulation-06	Selected synthetic Dyes and its technical formulation		Image processing software
T-25	Formulation-07	Titanium dioxide + CBP		
	Expected Outcome-05: Design of iceland camouflage textiles/simultaneous background camouflage for concealment in UV-Vis-IR spectrums			
T-26	Formulation-01	Zinc oxide	Deceiving beads formation by microencapsulation with PU binder and Coating/dyeing/printing/padding on PA 6,6 fabric/other selected fabric	Color measurement Spectrophotometer
T-27	Formulation-02	Titanium dioxide		UV-Vis-NIR spectrophotometer
T-28	Formulation-03	Germanium nano particle		SEM, FTIRs
T-29	Formulation-04	Zinc oxide + Germanium nano particle		Digital Camera
T-30	Formulation-05	Titanium dioxide + Germanium nano particle		Hyperspectral Camera
T-31	Formulation-06	Selected synthetic Dyes and its technical formulation		Image processing software
T-32	Formulation-07	Titanium dioxide + CBP		
	Expected Outcome-06: Design of stoneland/concreteland/urban camouflage textiles/simultaneous background camouflage for concealment in UV-Vis-IR spectrums			
T-33	Formulation-01	Natural materials of stoneland	Deceiving beads formation by microencapsulation with PU binder and Coating/dyeing/printing/padding on PA 6,6 fabric/other selected fabric	Color measurement Spectrophotometer
T-34	Formulation-02	Germanium nano particle		UV-Vis-NIR spectrophotometer
T-35	Formulation-03	Pumic Powder + Germanium nano particle		SEM, FTIRs
T-36	Formulation-04	Selected synthetic Dyes and its technical formulation		Digital Camera
T-37	Formulation-05	Pumic Powder + CBP		Hyperspectral Camera
				Image processing software
	Expected Outcome-07: Design of temperature adaptive camouflage textiles for concealment in UV-Vis-IR spectrums			

T-38	Formulation-01	Thermochromic leuco dyes + liquid crystal	Deceiving beads formation by microencapsulation with PU binder and Coating/dyeing/printing/padding on PA 6,6 fabric/other selected fabric	Color measurement Spectrophotometer UV-Vis-NIR spectrophotometer SEM, FTIRs Digital Camera Hyperspectral Camera Image processing software
T-39	Formulation-02	Thermochromic leuco dyes + PCM		
T-40	Formulation-03	Thermochromic leuco dyes + PCM+ Liquid crystal		
T-41	Formulation-04	Selected synthetic Dyes and its technical formulation		
T-42	Formulation-05	Thermochromic leuco dyes+ PCM+ Liquid crystal+ Germanium		

The exact brightness or dullness of materials depends on atomic number in general. Atomic number relates to the optical engineering of electron [119]. The responses of electron energy relates to the responses of photon. The photonic response generates UV-Vis-IR imaging of surveillance mechanism in defence platform. The responses of photon causes the deviation between target object and combat backgrounds. The responses of photon relates to camouflage engineering in general. The camouflage engineering signifies the concealment, detection, recognition and identification (CDRI) of object against multidimensional combat backgrounds.

Abbreviations and glossaries for camouflage experimentation

UV-Vis-IR: ultraviolet-visible-infrared; **DGTWSICB:** dry leaves, green leaves, tree bark-woodland combat background; water-marine combat background; sand-desertland combat background; stone-stoneland combat background; snow-snowland combat background; sky combat background; ice-iceland combat background and concrete-concreteland combat background; **CBs:** combat backgrounds; **CDRI:** concealment, detection, recognition and identification; **NIR:** near infrared; **nm:** nanometer; **Target signature:** camouflage textiles for concealment and detection; **Woodland combat background:** camouflaging and detection of target signature in woodland background such as: dry leaves, green leaves, tree bark, etc.; **water/marine combat background:** camouflaging and detection of target signature in water/marine background; **Desertland combat background:** camouflaging and detection of target signature in desertland background; **Stoneland combat background:** camouflaging and detection of target signature in stoneland background; **Snowland combat background:** camouflaging and detection of target signature in snowland background; **Sky combat background:** camouflaging and detection of target signature in sky background; **Iceland combat background:** camouflaging and detection of target signature in iceland background; **Concreteland/urban combat background:** camouflaging and detection of target signature in concreteland background; **Single background camouflage:** camouflaging and detection of target signature in specific background environment-DGTWSICB; **Simultaneous background camouflage:** camouflaging and detection of target signature in few background environments-DGTWSICB; **Adaptive camouflage:** camouflaging and detection of target signature in few background environments-DGTWSICB; **Temperature adaptive camouflage:** camouflaging and detection of target signature in temperature changing environments against few background-DGTWSICB; **NPND:** natural plant-based natural dyes; **NSSD:** natural sand-based silicon dioxide; **PCMs:** phase change materials; **CBP:** carbon black pigment; **SEM:** scanning electron microscopy, **FTIRs:** Fourier transform infrared spectroscopy; **PU:** polyurethane; **PA 6,6:** polyamide 6,6; **CIE:** International Commission on Illumination; **RGB:** red, green, blue. **OB:** object-background.

Supplementary Materials: The following supporting information can be downloaded at the website of this paper posted on Preprints.org.

Author Contributions: Sole-authorship of Engr. Md. Anowar Hossain.

Funding: The authors received no financial support for the research, authorship and/or publication of this article.

Informed Consent Statement: Not applicable.

Data Availability Statement: The data information generated during manuscript drafting process is attached with this manuscript as supporting information, Table SI 1.

Acknowledgments: Author: Engr. Md. Anowar Hossain [108] [15–17,19–22,53,106,107,109–113,120–131] [75,132–135] [15–17,19–22,53,75,76,107,129,132–219] PhD application ID: 2612540, PhD student ID: 3820066, Program Name: DR213, PhD (Fashion and Textiles), School of Fashion and Textiles, RMIT University, Melbourne, Australia; Lecturer on Textile Engineering (study leave), Department of Textile Engineering, City University, Dhaka, Bangladesh acknowledges RMIT University and Australian government for funding through research training program (RTP) stipend scholarship, 2020-2023. Author also acknowledges to ‘Professor Lijing Wang’ (<https://orcid.org/0000-0002-7300-9271>) and ‘Emeritus Professor Robert Shanks’ (<https://orcid.org/0000-0003-3790-5148>), School of Fashion and Textiles, RMIT University for their draft review of manuscript. Author drafted this manuscript during COVID-19 restriction of campus access in RMIT University, Australia.

Declaration of Conflicting Interests: The authors declared no potential conflicts of interest with respect to the research, authorship and/or publication of this article.

References

1. Lu, Q., et al., *Green Plant Leaf-inspired Smart Camouflage Fabrics for Visible Light and Near-infrared Stealth*. Journal of Bionic Engineering, 2022. **19**: p. 788-798.
2. Vitalija, R., et al., *Evaluation of camouflage effectiveness of printed fabrics in visible and near infrared radiation spectral ranges*. Materials Science (Medziagotyra), 2008. **14** (4): p. 361-365.
3. Sujit, K.S., A.D. Chitra, and M. Sanjay, *Survey of object detection methods in camouflaged image*. IERI Procedia, 2013. **4**: p. 351-357.
4. Jiri, F.U., et al., *Technology of computer-aided adaptive camouflage*, in *Recent Researches in Computers and Computing*. 2011, International Conference on Computers and Computing (ICCC11): Lanzarote/Spain. p. 81-87.
5. Ramli, A.G., M.A.A. Ghani, and D. Sathyamoorthy, *Quantitative evaluation of camouflage patterns on textile material using fractal analysis*. The Journal of Defence and Security, 2012. **3**(1): p. 87-99.
6. Thomas, R.Y., *Bark camouflage cloth and outer garments*, U.S. Patent, Editor. 1987, Utica Zuxbak Corporation, Utica, N.Y.: USA.
7. Don, S.N., *Camouflage fabric*, U.S.o. Patent, Editor. 1989, Brell Mar Products, Inc., Jackson, Miss: USA.
8. Marybeth, A.M., *Camouflage Fabric*, U.S.o. Patent, Editor. 1989: USA.
9. Rodney, P., *Camouflage fabric*, U.S.o. Patent, Editor. 2007: USA.
10. Floyd, M.W., *Camouflage covering with embedded indicia*, U.S.o. Patent, Editor. 2016: USA.
11. Goudarzi, U., J. Mokhtari, and M. Nouri, *Investigation on the effect of titanium dioxide nano particles on camouflage properties of cotton fabrics*. Fibers and Polymers, 2014. **15**(2): p. 241-247.
12. Mikkelsen, A. and G. Selj. *Spectral reflectance and transmission properties of a multi-layered camouflage net: comparison with natural birch leaves and mathematical models*. in *Conference Proceedings, Society of Photographic Instrumentation Engineers, Target and Background Signatures VI*. 2020.
13. Chen, Z.-W., et al., *Measuring sea color with eight-channel spectral imaging*. Journal of Harbin Engineering University, 2010. **31**(3): p. 377-381.
14. Hui, Z. and Z. Jianchun, *Near-infrared green camouflage of PET fabrics using disperse dyes*. Sen'I Gakkaishi, 2007. **63** (10): p. 223-229.
15. Hossain, M.A., *Adaptive Camouflage Textiles with Thermochromic Colorant and Liquid Crystal for Multidimensional Combat Background, a Technical Approach for Advancement in Defence Protection*. American Journal of Materials Engineering and Technology, 2021. **9**(1): p. 31-47.
16. Hossain, M.A., *Camouflage Assessment Of Aluminium Coated Textiles for Woodland and Desertland Combat Background in Visible and Infrared Spectrum under UV-Vis-IR Background Illumination*. Defence Science Journal, 2022. **72**(3): p. 359-370.
17. Hossain, M.A., *Evaluation of Camouflage Coloration of Polyamide-6,6 Fabric by Comparing Simultaneous Spectrum in Visible and Near-Infrared Region for Defense Applications*, in *Colorimetry*, A.K. Samanta, Editor. 2021, IntechOpen: London, United Kingdom. p. 1-22.
18. Kang, J., et al., *A Study on Performance for Camouflage of Domestic and Foreign Combat Uniforms*. Journal of the Korean Society of Clothing and Textiles, 2016. **40**(6): p. 1025~1033.
19. Hossain, M.A., *Simulation of chromatic and achromatic assessments for camouflage textiles and combat background*. Journal of Defense Modeling and Simulation: Applications, Methodology, Technology, 2022: p. 1-16.
20. Hossain, A., *Spectral simulation and method design of camouflage textiles for concealment of hyperspectral imaging in UV-Vis-IR against multidimensional combat background*. The Journal of the Textile Institute, 2021: p. 1-12.
21. Hossain, A., *A Practical Guideline of Few Standardized Ready Made Shades of Natural Dyed Textiles*, in *Chemistry and Technology of Natural and Synthetic Dyes and Pigments*, A.K. Samanta and N.S. Awwad, Editors. 2020, IntechOpen: London, United Kingdom. p. 151-170.

22. Hossain, A., *Concealment, Detection, Recognition, and Identification of Target Signature on Water Background under Natural Illumination*. International Journal of Science and Engineering Investigations, 2021. **10**(117): p. 1-11.
23. Okun, L.B., *Formula $E = mc^2$ in the year of physics*. Acta physica polonica B, 2006. **Vol. 37 (2006)**(4): p. 1327-1332.
24. Masanoro, S., *De Broglie waves, the Schrödinger equation, and relativity: Part I Exclusion of the rest mass energy in the dispersion relation*. Vol. 33. 2020: Physics Essays.
25. Broglie, L.d., *Interpretation of quantum mechanics by the double solution theory*. Vol. 12. 1987: Annales de la Fondation Louis de Broglie. 23.
26. Cole, K.D., *Finite rest masses of wave quanta in inhomogeneous*. Australian Journal of Physics, 1973. **26**(3): p. 359-367.
27. Sun, J.Z., M.C.E. Erickson, and J.W. Parr, *Refractive index matching and clear emulsions*. Journal of Cosmetic Science, 2005. **56**: p. 253-265.
28. Marburger, J., *Constructing reality: quantum theory and particle physics*. 1st. ed, ed. K. Jagannathan. Vol. 49. 2011: Cambridge University Press, UK, The Edinberg building, Cambridge CB28RU, UK.
29. Wake, L.V. and R.F. Brady, *Formulating infrared coatings for defence applications*. 1993, DSTO Materials Research Laboratory, Department of Defence, Cordite Avenue, Maribyrnong Victoria, 3032 Australia.
30. Loebich, O., *The optical properties of gold, a review of their technical utilization*. 1972, Metal department, DEGUSSA, USA. p. 2-10.
31. Cui, Y.X., *Study and development of near-infrared reflective and absorptive materials for energy saving application, in Chemistry*. 2011, Ph.D Thesis, Carleton University Ottawa, Ontario.
32. Hossain, M.A., *Spectral simulation and materials design for camouflage textiles coloration against materials of multidimensional combat backgrounds in visible and near infrared spectrum*. Preprint (Version 1) available at Research Square, 03 February 2023.
33. Sołnke, J., *How to measure color using spectrometers and calibrated photographs*. Journal of Experimental Biology, 2016. **219**: p. 772-778.
34. Tao, Z., et al., *Discrimination method of the natural scenery and camouflage net based on fractal theory*, in *Advances in intelligent and soft computing*, D. Jin and S. Lin, Editors. 2012. p. 579-585.
35. Kulappurath, S.K., *Investigating the role of texture on visual and instrumental color difference assessments*, in *Fiber and Polymer Science*. 2018, Ph.D Thesis, North Carolina State University, Chapel Hill, USA.
36. Mikkelsen, A. and G. Selj. *Spectral properties of multilayered oak leaves and a camouflage net: experimental measurements and mathematical modelling*. in *Proceeding of society of photo-optical instrumentation engineers, 11865, Target and Background Signatures VII, 1186505*. 2022.
37. Gunnar, D., *Camouflage sheet and method for manufacturing the same*, U.S. Patent, Editor. 1976, Barracudaverken Aktiebolag, Gamleby, Sweden: USA.
38. Sudhakar, P., et al., *Camouflage fabrics for military protective clothing*, in *Military Textiles*, E. Wilusz, Editor. 2008, Woodhead Publishing in Textiles. p. 293-318.
39. Baumbach, J., *5 - Colour and camouflage: design issues in military clothing*, in *Advances in Military Textiles and Personal Equipment*, E. Sparks, Editor. 2012, Woodhead Publishing Series in Textiles. p. 79-102.
40. Leong, H.C., *Imaging and reflectance spectroscopy for the evaluation of effective camouflage in the SWIR*. 2007, Thesis, Master of science in combat systems sciences and technology, Naval postgraduate school, Monterey, California.
41. Asner, G.P., *Biophysical and Biochemical Sources of Variability in Canopy Reflectance*. Remote sensing environment, 1998. **64**: p. 234-253.
42. Qunzhu, Z., et al. *A study of spectral reflection characteristics for snow, ice, and water in the north of China*. in *Hydrological Applications of Remote Sensing and Remote Data Transmission*. 1983. Proceedings of the Hamburg Symposium.
43. Burkinshaw, S.M., G. Hallas, and A.D. Towns, *Infrared camouflage*. Review of Progress Coloration, 1996. **26**: p. 46-53.
44. Winkelmann, M., *Analysis of exploitable spectral features of target and background materials*, in *Proceeding of society of photo-optical instrumentation engineers, Target and background signatures*. 2015: Toulouse, France p. 96530L-7.
45. Bachmann, C.M., et al., *A dual-spectrometer approach to reflectance measurements under sub-optimal sky conditions*. Optics Express, 2012. **20**(8): p. 8959-8973.
46. Xu, Q.-S. and Y.-Z. Liang, *Monte Carlo cross validation*. Chemometrics and Intelligent Laboratory Systems 2001. **56**: p. 1-11.
47. Shengyue, C., et al., *Preparation and characterization of water based infrared camouflage coatings*. Infrared and Laser Engineering, 2015. **44**(8): p. 2298-2304.
48. Sark, V., *Methods of deposition of hydrogenated amorphous silicon*, in *Hand Book of Thin Films Materials*, H.S. Nalwa, Editor. 2002, Academic Press, Harcourt place, 32 James town Road, London, NW1, 7BY, UK. p. 10-50.

49. Puzikova, N.P., et al., *Principles of an approach for coloring military camouflage*. Fibre Chemistry, 2008. **40**(2): p. 53-56.
50. Muzaffer, B. and A. Yavuz, *Pigmentation of a camouflage dye and investigation of its colour and reflectance properties*. Asian Journal of Chemistry, 2010. **22**(1): p. 787-796.
51. Gao, Y. and G.Y. Tian, *Emissivity correction using spectrum correlation of infrared and visible images*. Sensors and Actuators A: Physical, 2018. **270**: p. 8-17.
52. Pusch, G., A. Hoffmann, and D.E. Aisslinger, *Camouflage materials having a wide-band effect and system incorporating same*, U.S. Patent, Editor. 1985: USA.
53. Hossain, M.A., *Cr oxide coated woodland camouflage textiles for protection of defense target signature in UV-Visible-IR spectrum opposing of hyperspectral and digital imaging*. Preprint (Version 1) available at Research Square 2023: p. 1-18.
54. Horst, R.M. and K. Guido, *Textile spun dyed fibre materials and use thereof for producing camouflage articles*, U.S. Patent, Editor. 2003, Dystar Textilfarben GmbH & Co Deutschland KG (DE): USA.
55. Li, M., et al., *Manipulating metals for adaptive thermal camouflage*. Science advances, 2020. **6**(22): p. 1-10.
56. Barbier, A., C. Mocuta, and G. Renaud, *In situ synchrotron structural studies of the growth of oxides and metals*, in *Handbook of thin films materials*, H.S. Nalwa, Editor. 2002, Academic Press, Harcourt place, 32 James town Road, London, NW1, 7BY, UK. p. 527-553.
57. Gancheryonok and A.V. Lavrinenko, *Operator formalism in polarization-nonlinear optics and spectroscopy of polarization-inhomogeneous media*, in *Hand Book of Thin Films Materials*, H.S. Nalwa, Editor. 2002, Academic Press, Harcourt place, 32 James town Road, London, NW1, 7BY, UK. p. 598-630.
58. Alka, A. and T. Priyanka, *Camouflage textile*. Journal of Fibre to Finish, 2017. **56** p. 71-75.
59. Shami, T., H. Bhaskey, and R. Kumar, *An overview of electromagnetic inter active textile* Journal of Fibre To Finish, 2017. **56**: p. 30-34.
60. Dong, Q., et al., *Metal-based graphical SiO₂/Ag/ZnS/Ag hetero-structure for visible-infrared compatible camouflage*. Materials, 2018. **11**(9).
61. Fang, V., et al., *A review of near infrared reflectance properties of metal oxide nanostructures*, in *GNS Science Report*. 2013, Institute of Geological and Nuclear Sciences Limited.
62. Lummerstorfer, T. and H. Hoffmann, *IR reflection spectra of monolayer films sandwiched between two high refractive index materials*. American Chemical Society, 2004. **20**(16): p. 6542-6545.
63. Groning, P., *Cold plasma processes in surface science and technology*, in *Handbook of thin films materials*, H.S. Nalwa, Editor. 2002, Academic Press, Harcourt place, 32 James town Road, London, NW1, 7BY, UK. p. 221-253.
64. Ashwini, K.B. and V.C. Malshe, *Infrared reflective organic pigments*. Recent patents on chemical engineering, 2008. **1**: p. 67-79.
65. Wake, L.V., *Development and evaluation of a near infrared reflecting and low visibility paint scheme for RAAF P-3C orion aircraft*. 1993, DSTO materials reserach laboratory, Department of Defence, Cordite Avenue, Maribyrnong Victoria, 3032 Australia.
66. Rudolf, W., *Process for the production of camouflage dyeings and prints*, W. Patent Office, Editor. 1978, Hoechst Aktiergesellschaft, Frankfurt an Main, Germany: USA.
67. Jose, S., et al., *Recent advances in infrared reflective inorganic pigments*. Solar Energy Materials and Solar Cells, 2019. **194**: p. 7-27.
68. Huanzheng, Z., et al., *High-temperature infrared camouflage with efficient thermal management*. Light: Science & Applications, 2020: p. 2047-7538.
69. Anthony, D.S., *Composition of a thermally insulating coating system*, U.S. Patent, Editor. 2005, Anthony David Skelhorn, Peoria, AZ (US): USA.
70. Cox, J.T. and G. Hass, *Antireflection coating for germanium and silicon in the infrared*. Journal of optical society of America, 1958. **48**(10): p. 677-680.
71. Qu, Y., et al., *Thermal camouflage based on the phase changing mterials GST*. Light: Science & Applications, 2018.
72. Sayan, C., et al., *Adaptive multispectral infrared camouflage*. ACS Photonics, 2018. **5**: p. 4513-4519.
73. Raut, H.K., et al., *Anti-reflective coatings: a critical, in-depth review*. Energy & Environmental Science, 2011. **4**: p. 3779-804.
74. Shim, H., et al., *Artificial neuromorphic cognitive skins based on distributed biaxially stretchable elastomeric synaptic transistors* PNAS, 2022.
75. Hossain, M.A., *Neuro-camouflaging is an Indicator of Human Camouflage, an Assumption of Brain Engineering for Self-protection against Criminal Attacking*. Preprint (Version 1) available at Research Square, 2023.
76. Hossain, M.A., *Neuro-Camouflaging is an Indicator of Human Camouflage, an Assumption of Brain Engineering for Self-protection against Criminal Attacking*. Journal of Applied Material Science & Engineering Research, 2023. **7**(1): p. 67-71.
77. Li, X., et al., *Low Infrared Emissivity and Strong Stealth of Ti-Based MXenes*. Research. **2022**.

78. Degenstein, L.M., et al., *Smart Textiles for Visible and IR Camouflage Application: State-of-the-Art and Microfabrication Path Forward*. Micromachines, 2021. **12**(773): p. 1-29.
79. Klar, T.A., et al., *Negative-Index Metamaterials: Going Optical*. IEEE Journal of Selected Topics in Quantum Electronics, 2006. **12**(6): p. 1106-1115.
80. Joy, V., et al., *Metasurfaces for Stealth Applications: A Comprehensive Review*. Journal of Electronic Materials, 2021: p. 3129-3148.
81. Sawhney, A.P.S., et al., *Modern applications of nanotechnology in textiles*. Textile Research Journal, 2008. **78** (8): p. 731-739.
82. Reza, G., S.-N. Ali, and F.S. Abdollah, *Effect of TiO₂ nanoparticle on light fastness and degradation of dyed fabric with direct dye*. Indian Journal of Fibre & Textile Research, 2018. **43**: p. 363-368.
83. Mehrizi, M.K., S.Fattahi, and F. Shareipour. *The effect of oxygen plasma on camouflage properties of printed fabric with MWCNTs*. in *The 6th International Color & Coating Congress*. 2015. Institute for Color Science and Technology, Tehran, Iran.
84. Mehrizi, M.K., et al., *The effect of nano- and micro-TiO₂ particles on reflective behavior of printed cotton/nylon fabrics in Vis/NIR regions*. Fibers and Polymers, 2012. **13**(4): p. 501-506.
85. Samolov, A.D., et al., *Improvement of VIS and IR camouflage properties by impregnating cotton fabric with PVB/IF-WS2*. Defence Technology, 2021. **17**: p. 2050-2056.
86. Karpagam, K.R., et al., *Development of smart clothing for military applications using thermochromic colorants*. The Journal of The Textile Institute, 2016. **108**(7): p. 1122-1127.
87. Timothy J, W., et al., *Optically reconfigurable color change in chiral nematic liquid crystals based on indolyfulgide chiral dopants*. Journal of Materials Chemistry, 2012. **22**: p. 5751-5757.
88. Wan, Z., et al., *A new approach for the preparation of durable and reversible color changing polyester fabrics using thermochromic leuco dye-loaded silica nanocapsules*. Journal of materials chemistry C, 2017. **5**(32): p. 8169-8178.
89. Ministry of Defence, U., *Defence Clothing*. Technical specification for brassard, Royal Military Police (RMP), Brassard, Cadets CCF (Army Sections) and ACF (Army) Brassard, Cadets CCF (RAF Sections) and ATC (RAF) Brassard, Desert DPM Brassard, Germany Guard Service (GGS).
90. Adanur, S. and A. Tewari, *An overview of military textiles*. Indian journal of fibre & textile research, 1997. **22**: p. 348-352.
91. Uranus, G., M. Javad, and N. Mahdi, *Investigation on the effect of titanium dioxide nano particles on camouflage properties of cotton fabrics*. Fibers and Polymers, 2014. **15**(2): p. 241-247.
92. Dale R, W., *Camouflage pattern with extended infrared reflectance separation*, U.S. Patent, Editor. 2015, International Textile Group, Inc., Greensboro, NC (US): USA.
93. Zhang, H. and J.C. Zhang, *Near-infrared green camouflage of cotton fabrics using vat dyes*. The Journal of The Textile Institute, 2008. **99**(1): p. 83-88.
94. YingGao, et al., *Camouflage of cotton fabrics in visible and near-infrared region using vat dyes*. Journal of color science and technology, 2013.
95. Vitalija, R., et al., *Evaluation of camouflage effectiveness of printed fabrics in visible and near infrared radiation spectral ranges*. Materials Science, 2008. **14**(4): p. 361-365.
96. Ramsey, S., et al., *Case study of absorption-spectrum transferability relative to substrates for dyes in fabrics*. 2019, Naval Research Laboratory Washington, DC 20375-5320.
97. Gang, F., *Development of instrumental techniques for color assessment of camouflage patterns*, in *Fiber and Polymer Science*. 2012, Ph.D Thesis, North Carolina State University, Chapel Hill, USA.
98. Kent Andersson, C.Å. *A review of materials for spectral design coatings in signature management applications*. in *Proceedings of society of photographic instrumentation engineers 9253, Optics and Photonics for Counterterrorism, Crime Fighting, and Defence X; and Optical Materials and Biomaterials in Security and Defence Systems Technology XI*, 92530Y. 2014. Amsterdam, Netherlands.
99. Chang, C.-I., *Hyperspectral imaging, techniques for spectral detection and classification*. 2003: Springer Science+Business Media, LLC, Kluwer Academic/Plenum Publishers, New York.
100. X. Briottet, et al. *Military applications of hyperspectral imagery*. in *Proc. SPIE 6239, Targets and Backgrounds XII: Characterization and Representation*, 62390B. 2006.
101. Michael T, E., et al. *Comparison of infrared imaging hyperspectral sensors for military target detection applications*. in *Proc. SPIE, Imaging Spectrometry II*.
102. Farrar, D.L., *Measures of effectiveness for camouflage*. 1878, Battle Columbus Laboratories Washington Operations 2030, M street, N.W. Ashington, D.C. 20036.
103. Stephen, M.M., *Method of making camouflage*, U.S. Patent, Editor. 2015, Muddy water camo, LLC, Madison, MS (US): USA.
104. Peak, J.E., et al., *Guidelines for camouflage assessment using observers*. North Atlantic Treaty Organization.
105. Yang, X., et al., *Simulation Evaluation Method for Fusion Characteristics of the Optical Camouflage Pattern*. Fibres & Textiles in Eastern Europe, 2021. **29**(3): p. 103-110.

106. Hossain, M.A., *Basic Knowledge of Wet Processing Technology*, ISBN-978-984-35-2885-8, Issued on 10 August 2022, Department of Archives and Library, Ministry of Cultural affairs, Government of The People's Republic of Bangladesh. Vol. 1-4. 2009, 140, Islamia Market, Nilkhet, Dhaka, Bangladesh: Rupok Publications.
107. Hossain, M.A., *Ecofriendly Camouflage Textiles with Natural Sand-based Silicon Dioxide against Simultaneous Combat Background of Woodland, Desertland, Rockland, Concreteland and Water/Marine*. Preprint (Version 1) available at Research Square 2022.
108. Hossain, M.A. and A. Samanta, *Green Dyeing On Cotton Fabric Demodulated From Diospyros Malabarica and Camellia Sinensis with Green Mordanting Agent*. Latest Trends in Textile and Fashion Designing, 2018. **2**(2): p. 1-8.
109. Hossain, M.A., et al., *Non-toxic Coloration of Cotton Fabric using Non-toxic Colorant and Nontoxic Crosslinker*. Journal of Textile Science & Engineering, 2018. **8**(5): p. 1-5.
110. Hossain, A., et al., *Organic Colouration and Antimicrobial Finishing of Organic Cotton Fabric by Exploiting Distillated Organic Extraction of Organic Tectona grandis and Azadirachta indica with Organic Mordanting Compare to Conventional Inorganic Mordants*. International Journal of Textile Science and Engineering, 2018. **2018**(1): p. 1-12.
111. Hossain, A., A.S. Islam, and A.K. Samanta, *Pollution Free Dyeing on Cotton Fabric Extracted from Swietenia macrophylla and Musa Acuminata as Unpolluted Dyes and Citrus. Limon (L.) as Unpolluted Mordanting Agent*. Trends in Textile Engineering & Fashion Technology, 2018. **3**(2): p. 1-8.
112. Hossain, M.A., et al., *A Review on Technological and Natural Dyeing Concepts for Natural Dyeing along with Natural Finishing on Natural Fibre*. International Journal of Textile Science and Engineering, 2019. **3**(1): p. 1-3.
113. Hossain, M.A., *UV-Visible-NIR Camouflage Textiles with Natural Plant Based Natural Dyes on Natural Fibre against Woodland Combat Background for Defence Protection*. Preprint (Version 1) available at Research Square, 2023: p. 1-20.
114. Tözüm, M.S., S.A. Aksoy, and C. Alkan, *Microencapsulation of Three-Component Thermochromic System for Reversible Color Change and Thermal Energy Storage*. Fibers and Polymers, 2018. **19**(3): p. 660-669.
115. Aleksandra, S., K. Milan, and R. Ljubica. *Polymeric impregnation influence on diffuse reflection as the main characteristic for determination of camouflage protection properties of military textiles*. in 19th World Textile Conference on Textiles at the Crossroads,. 2019. Ghent, Belgium.
116. Garcia, J.E., D. Rohr, and A.G. Dyer, *Trade-off between camouflage and sexual dimorphism revealed by UV digital imaging: the case of Australian Mallee dragons (Ctenophorus fordi)*. The Journal of Experimental Biology, 2013. **216**: p. 4290-4298.
117. Liu, Z., W. Wu, and B. Hu, *Design of biomimetic camouflage materials based on angiosperm leaf organs*. Science in China Series E. Technological Science, 2008. **51**: p. 1902-1910.
118. Ko, J.H., Y.C. Park, and Y.J. Jeong. *Evaluation method of NIR camouflage textile*. in Proceeding of the Korean Fiber Society, Fall Conference. 2007. Korea.
119. Eby, N., et al., *Trinitite—the atomic rock*. Blackwell Publishing Ltd, The Geologists' Association & The Geological Society of London, Geology Today, 2010. **26**(5): p. 180-185.
120. Hossain, M.A., *Integrated dyeing and cosmetic finishing on cotton fabric*, in 6th all India Inter Engineering college academic meet-2015 and Science & Technology exhibition for a sustainable society, Organised by Forum of Scientist, Engineers & Technologists (FOSET). 2015, Forum of Scientist, Engineers & Technologists (FOSET): 15N, Nelli Sengupta Sarani (Lindsay Street), Kolkata-7000087, India.
121. Samanta, A.K., et al., *Simultaneous Dyeing and Fragrance Finishing of Cotton Fabric*. Journal of Materials Sciences and Applications, 2016. **2**(4): p. 25-34.
122. Hossain, M.A., *Cyclodextrin for Aroma Finishing on Textile Substrate-A Review Article*. International Journal of Science and Engineering Investigations, 2019. **8**(89).
123. Hossain, A. and A.K. Samanta, *Cost Minimization in Sample Development and Approval Process by Proper Merchandising Action for kids and Ladies Garments*. Trends in Textile Engineering and Fashion Technology (Online), USA, 2018.
124. Hossain, A., D. Sun, and A. Samanta, *Modern Technology versus Rapid Economical Growth in Smart Textiles Incorporated with Encapsulated Phase Change Materials Containing Latent Heat for Special Workers and Extreme Weather Conditions*. JResLit Journal of Science and Technology, 2019.
125. Hossain, A. and A. Samanta, *Effect of Variation in Different Mechanical Setting of Draft Change Pinion in Trutzschler Carding, Machine for Cotton and Polyester Carded Slivers*. Current Trends in Fashion Technology & Textile Engineering, 2019. **4**(4).
126. Md. Anowar Hossain, A.K.S., *A cost minimization process of heat and energy consumption for direct dyeing of cotton fabric coloration with triethanolamine*. Journal of Textile Engineering & Fashion Technology, 2019. **5**(5): p. 235-240.
127. Hossain, M.A., *Uster Imperfections of 35% Cotton and 65% Polyester Blended Yarn for 40Ne, 50Ne and 60Ne Ring Spun Yarn*. South Asian Research Journal of Engineering and Technology, 2019. **1**(2).

128. Hossain, M.A., M.N. Abser, and A.K. Samanta, *Zero Toxic Approach of Cotton Fabric Coloration with Botanical Waste resource via Psidium P. guajava (Guava Leaves) as Natural Dyes and Citrus Lemon (Lemon Leaves) as Natural Mordanting Agent*, submitted for publication. .
129. Hossain, M.A., *Advancement in UV-Vis-IR camouflage Textiles for concealment of defense surveillance against multidimensional combat background*. Preprint (Version 1) available at Research Square, 2023.
130. Hossain, M.A., *Principle of garments production*, ISBN-978-984-35-2884-1, Issued on 10 August 2022, Department of Archives and Library, Ministry of Cultural affairs, Government of The People's Republic of Bangladesh. 2010, 140, Islamia Market, Nilkhet, Dhaka: Rupok Publications.
131. Hossain, M.A., *Garments Technology for Merchandiser and Fashion Designer*, ISBN- 978-984-35-2883-4, Issued on 10 August 2022, Department of Archives and Library, Ministry of Cultural affairs, Government of The People's Republic of Bangladesh. 2010: Rupok Publications, 140, Islamia market, Nilkhet, Dhaka, 2010.
132. Hossain, M.A., *UV-Visible-NIR camouflage textiles with natural plant based natural dyes on natural fibre against woodland combat background for defence protection*. Scientific Reports, 2023.
133. Hossain, M.A. *Camouflage textiles against advanced surveillance of defence in UV-Visible-IR spectrums for multidimensional combat backgrounds*. in *5th Edition of International Conference on Materials Science and Engineering*, Accepted on 28 March 2023; <http://dx.doi.org/10.13140/RG.2.2.22550.73282>; <https://doi.org/10.5281/zenodo.7844652>. 2023. Valencia, Spain.
134. Hossain, M.A., *Coloration of polyamide-6,6 fabric with carbon black nano particle for camouflage textiles of simultaneous spectrum probe in visible and near infrared*. Advance Research in Textile Engineering, Austin Publishing Group, 2023.
135. Hossain, M.A., *Spectral simulation and materials design for camouflage textiles coloration against materials of multidimensional combat backgrounds in visible and near infrared spectrums*. MRS Communications 2023.
136. Hossain, M.A. *Camouflage Textiles with Technical Coloration and Incorporating Illumination under Multidimensional Combat Background*. in *Presented in humanities and social context conference, second milestone of PhD candidature*, RMIT University; 15 February 2022. 2022. School of Fashion and Textiles, RMIT University, 25 Dawson street, Brunswick, Vic-3056, Melbourne, Australia; <https://doi.org/10.5281/zenodo.7844729>; <http://dx.doi.org/10.13140/RG.2.2.32252.92803>.
137. Hossain, M.A. *Camouflage Textiles with Technical Coloration and Incorporating Illumination*. in *Presented in academic conference, First milestone of PhD candidature*, RMIT University, 12 February 2021. 2021. School of Fashion and Textiles, RMIT University, 25 Dawson street, Brunswick, Vic-3056, Melbourne, Australia; <https://doi.org/10.5281/zenodo.7844692>; <http://dx.doi.org/10.13140/RG.2.2.28897.48488>.
138. Hossain, M.A. *An optical platform of material engineering for design of camouflage product against multidimensional combat backgrounds from 400 nm to 2500 nm*. in *Scholars World Congress on Material Science and Nanotechnology* (MatScience 2023), Accepted on 18 April 2023; <https://doi.org/10.5281/zenodo.7844597>; <http://dx.doi.org/10.13140/RG.2.2.28176.28165>. 2023. Paris, France.
139. Hossain, M.A. *Camouflage Textiles against advanced surveillance of defence in UV-Visible-IR spectrums for Multidimensional Combat Backgrounds*. in *Global Summit on Chemical Engineering and Catalysis (ISTRCEC 2023)*, accepted on 20 March 2023; <https://doi.org/10.5281/zenodo.7847802>; <http://dx.doi.org/10.13140/RG.2.2.23969.17766>. 2023. Rome, Italy.
140. Hossain, M.A., *Uster analysis of cotton/polyester blended spun yarns with different counts*. Journal of Textile Engineering & Fashion Technology, 2019. 5(4).
141. Hossain, M.A., *Cut the cost of defence and invest more for education" when self-studying of student/researcher is an automatic contribution for national and worldwide development without getting money*. PREPRINT (Version 1) available at Research Square, 2023.
142. Hossain, M.A., *My PhD struggling, hidden life-threatening, a tragedy and announcement of Nobel Nominee at PhD School (Part-01)*. 2023, School of Fashion and Textiles, RMIT University, 25 Dawson Street, Brunswick, Vic-3056, Australia. p. 1-788.
143. Hossain, M.A., *My PhD struggling, hidden life-threatening, a tragedy and announcement of Nobel Nominee at PhD School (Part-02)*. 2023, School of Fashion and Textiles, RMIT University, 25 Dawson Street, Brunswick, Vic-3056, Australia. p. 1-186.
144. Hossain, M.A., *Camouflage textiles with technical coloration incorporating illumination*, PhD student: 3820066, *First milestone thesis for the degree of doctor of philosophy*, in *School of fashion and Textiles*. 2023, RMIT University, 25 Dawson Street, Brunswick Campus, Melbourne, Vic-3056, Australia, 2021.
145. Hossain, M.A., *Camouflage textiles with technical coloration incorporating illumination under multidimensional combat backgrounds*, PhD student: 3820066, *Second milestone thesis for the degree of doctor of philosophy*, in *School of fashion and Textiles*. 2023, RMIT University, 25 Dawson Street, Brunswick Campus, Melbourne, Vic-3056, Australia, 2022.
146. Hossain, M.A., *My declaration, acknowledgement and dedication to achieve PhD degree (Fashion & Textiles) on "camouflage textiles with technical coloration and incorporating illumination under multidimensional combat backgrounds"*, in *School of Fashion and Textiles*. 2023, RMIT University, 25 Dawson Street, Brunswick Campus, Melbourne, Vic-3056, Australia, 2021.

147. Hossain, M.A. *My first presentation at PhD School for selection of PhD research proposal on camouflage textiles in 2020.* in *Academic conference at PhD School.* 2020. School of Fashion & Textiles, RMIT University, 25 Dawson Street, Brunswick Campus, Melbourne, Australia, Vic-3056, <https://doi.org/10.5281/zenodo.7918250>, <http://dx.doi.org/10.13140/RG.2.2.33383.11680>.
148. Hossain, M.A., *First Action and Support Plan at PhD School during COVID-19 in 2020, Supervised by Professor (Dr.) Lijing Wang and Professor (Dr.) Robert Shanks.* 2023, School of Fashion and Textiles, RMIT University, 25 Dawson Street, Brunswick Campus, Melbourne, Australia, Vic-3056, <http://dx.doi.org/10.13140/RG.2.2.26567.68006>, <https://doi.org/10.5281/zenodo.7923009>.
149. Hossain, M.A., *My family struggling from my child schooling to PhD schooling; communication and relation with my maternal family for my life-threatening investigation during my PhD schooling at RMIT University in Australia (Part-1).* 2023, School of Fashion and Textiles, RMIT University, 25 Dawson Street, Brunswick, Melbourne, VIC 3056, Australia.
150. Hossain, M.A., *My family struggling from my child schooling to PhD schooling; communication and relation with my paternal family for my life-threatening investigation during my PhD schooling at RMIT University in Australia (Part-2).* 2023, School of Fashion and Textiles, RMIT University, 25 Dawson Street, Brunswick, Melbourne, VIC 3056, Australia.
151. Hossain, M.A., *Anowar Hossain's invention for peace in PhD schooling, first version submitted to Nobel committee for Nobel nomination in 2023 under affiliation of RMIT University.* 2023, School of Fashion and Textiles, RMIT University, 25 Dawson Street, Brunswick, Melbourne, VIC 3056, Australia.
152. Hossain, M.A., *Anowar's Handbook on Color Engineering for Textile Engineers (Part-2).* 2023: School of Fashion and Textiles, RMIT University, 25 Dawson Street, Brunswick, Melbourne, VIC 3056, Australia; Department of Textile Engineering, City University, Khagan, Birulia, Savar, Dhaka-1216, Bangladesh.
153. Hossain, M.A., *My PhD struggling, hidden life-threatening, a tragedy and announcement of Nobel Nominee at PhD School (Part-04).* 2023, School of Fashion and Textiles, RMIT University, 25 Dawson Street, Brunswick, Vic-3056, Australia. p. 1-30.
154. Hossain, M.A., *Dress code from primary schooling to PhD schooling, harassment, motivation and understanding in an international education platform* 2023, School of Fashion and Textiles, RMIT University, 25 Dawson Street, Brunswick, Vic-3056, Australia
155. Hossain, M.A., *Simultaneous Thermoregulated and Sensorial effect of Smart Textiles with Artificial Composite Phase Change Materials (CPCM) incorporated with Carbon Nano Conductive Materials for special workers and extreme weather conditions.* School of Fashions and Textiles, RMIT University, Victoria 3056, Australia (enr.anowar@yahoo.com), 2023.
156. Hossain, M.A., *My PhD struggling, hidden life-threatening, a tragedy and announcement of Nobel Nominee at PhD School (Part-05).* 2023, School of Fashion and Textiles, RMIT University, 25 Dawson Street, Brunswick, Melbourne, VIC 3056, Australia; (enr.anowar@yahoo.com).
157. Hossain, M.A., *Presentation on Camouflage textiles with technical coloration incorporating illumination under multidimensional combat backgrounds,* PhD student: 3820066, RMIT University; <https://doi.org/10.5281/zenodo.8146048>. 2023: School of Fashion & Textiles, RMIT University, Melbourne, Australia.
158. Hossain, M.A. Md. Anowar Hossain, *Video presentation of Anowar Hossain's PhD invention in PhD School, School of Fashion & Textiles, RMIT University, Melbourne, Australia.* 2023; Available from: <http://dx.doi.org/10.13140/RG.2.2.21104.43524>.
159. Hossain, M.A., *My PhD struggling, hidden life-threatening, a tragedy and announcement of Nobel Nominee at PhD School (Part-06).* 2023, School of Fashion and Textiles, RMIT University, 25 Dawson Street, Brunswick, Melbourne, VIC 3056, Australia (enr.anowar@yahoo.com).
160. Hossain, M.A., *Video reporting for removal of executive suspension and reporting to withdraw of executive suspension when Australian schooling compliance was breached for my PhD candidature in PhD school through the official act of hidden life threatening of PhD candidate, Md. Anowar Hossain (Part-01).* 2023, School of Fashion and Textiles, RMIT University, 25 Dawson Street, Brunswick, Melbourne, VIC 3056, Australia.
161. Hossain, M.A., *Video reporting for removal of executive suspension and reporting to withdraw of executive suspension when Australian schooling compliance was breached for my PhD candidature in PhD school through the official act of hidden life threatening of PhD candidate, Md. Anowar Hossain (Part-02).* 2023, School of Fashion and Textiles, RMIT University, 25 Dawson Street, Brunswick, Melbourne, VIC 3056, Australia.
162. Hossain, M.A., *My PhD struggling, hidden life-threatening, a tragedy and announcement of Nobel Nominee at PhD School (Part-03).* 2023, School of Fashion and Textiles, RMIT University, 25 Dawson Street, Brunswick, Vic-3056, Australia.
163. Hossain, M.A., *My family struggling from my child schooling to PhD schooling; communication and relation with my family/relative peoples for my life-threatening investigation during my PhD schooling at RMIT University in Australia (Part-3)* 2023, School of Fashion and Textiles, RMIT University, 25 Dawson Street, Brunswick, Melbourne, VIC 3056, Australia.

164. Hossain, M.A., *Research and publication output of Md. Anowar Hossain on Textile Engineering under affiliation of University of Calcutta, Kolkata, India, 2013-2015*. 2023, Department of Jute and Fibre Technology, University of Calcutta, Kolkata, India, 2013-2015.
165. Hossain, M.A., *Research and publication output of Md. Anowar Hossain on Textile Engineering under affiliation of City University, Dhaka, Bangladesh, Year 2006-2010 (academic), 2017-2019 (professional)*. 2023, Department of Textile Engineering, City University, Savar, Dhaka, Bangladesh.
166. Hossain, M.A., *Reporting to Victorian Ombudsman for compliance investigation of unethical PhD suspension, unethical scholarship suspension, psychologist bullying of school administration and cancellation of PhD enrolment of Md. Anowar Hossain, PhD ID: 3820066 under the official act of hidden life threatening and killing conspiracy to kill PhD candidate, Md. Anowar Hossain when few complaint letters against Professor Dr. Rajiv Padhye were submitted to the whole concern of RMIT University including Professor (Dr.) Alec Cameron, Vice Chancellor, RMIT University; Professor Calum Drummond, Deputy Vice Chancellor, Research and Innovation, RMIT University; Dr. Scott Mayson, Associate dean, Research and Innovation; Dr. Andrea Eckersley, HDR coordinator, School of Fashion & Textiles; Professor (Dr.) Lijing Wang, Senior Supervisor and Emeritus Professor (Dr.) Robert Shanks, Associate supervisor, School of Fashion & Textiles, RMIT University when PhD candidate contributed for 42 month duration (full time) PhD candidature under nonpaid scholarship of one year duration under Australian Government RTP Stipend Scholarship*. . 2023, RMIT University, Melbourne, Australia.
167. Hossain, M.A., *Academic Certificates, academic achievements and citizen identity of Professor (Dr.) Md. Anowar Hossain*. 2023, RMIT University.
168. Hossain, M.A., *Professional Certificates and Professional achievements of Md. Anowar Hossain*. 2023, RMIT University.
169. Hossain, M.A., *Application for promotion as Professor (Textile Engineering) and/or right adjustment of my designation under consideration of my Curriculum Vitae (CV), publications and teaching experiences under the promotion act of City University, Dhaka, Bangladesh; supported by the act of University Grants Commission of Bangladesh, Dhaka, Bangladesh*. 2023.
170. Hossain, M.A., *Anowar's Handbook on Color Engineering for Textile Engineers (Part-3)*. 2023: School of Fashion and Textiles, RMIT University, 25 Dawson Street, Brunswick, Melbourne, VIC 3056, Australia; Department of Textile Engineering, City University, Khagan, Birulia, Savar, Dhaka-1216, Bangladesh.
171. Hossain, M.A., *Anowar's Handbook on Yarn Manufacturing Technology (Part-01)*. 2023: School of Fashion and Textiles, RMIT University, 25 Dawson Street, Brunswick, Melbourne, VIC 3056, Australia; Department of Textile Engineering, City University, Khagan, Birulia, Savar, Dhaka-1216, Bangladesh.
172. Hossain, M.A., *Anowar's Handbook on Yarn Manufacturing Technology (Part-2)*. 2023: School of Fashion and Textiles, RMIT University, 25 Dawson Street, Brunswick, Melbourne, VIC 3056, Australia; Department of Textile Engineering, City University, Khagan, Birulia, Savar, Dhaka-1216, Bangladesh.
173. Hossain, M.A., *Anowar's Handbook on Application of Computer in Textiles*. 17 May 2023: School of Fashion and Textiles, RMIT University, 25 Dawson Street, Brunswick, Melbourne, VIC 3056, Australia; Department of Textile Engineering, City University, Khagan, Birulia, Savar, Dhaka-1216, Bangladesh.
174. Hossain, M.A., *Anowar's Handbook on Chemistry (Part-1)*. 2023: School of Fashion and Textiles, RMIT University, 25 Dawson Street, Brunswick, Melbourne, VIC 3056, Australia; Department of Textile Engineering, City University, Khagan, Birulia, Savar, Dhaka-1216, Bangladesh.
175. Hossain, M.A., *Anowar's Handbook on Chemistry (Part-2)*. 2023: School of Fashion and Textiles, RMIT University, 25 Dawson Street, Brunswick, Melbourne, VIC 3056, Australia; Department of Textile Engineering, City University, Khagan, Birulia, Savar, Dhaka-1216, Bangladesh.
176. Hossain, M.A., *Anowar's Handbook on Color Engineering for Textile Engineers (Part-01)*. 2023: School of Fashion and Textiles, RMIT University, 25 Dawson Street, Brunswick, Melbourne, VIC 3056, Australia; Department of Textile Engineering, City University, Khagan, Birulia, Savar, Dhaka-1216, Bangladesh.
177. Hossain, M.A., *Anowar's Handbook on Color Engineering for Textile Engineers (Part-4)*. 2023: School of Fashion and Textiles, RMIT University, 25 Dawson Street, Brunswick, Melbourne, VIC 3056, Australia; Department of Textile Engineering, City University, Khagan, Birulia, Savar, Dhaka-1216, Bangladesh.
178. Hossain, M.A., *Anowar's Handbook of Electrical and Electronics Engineering*. 2023: School of Fashion and Textiles, RMIT University, 25 Dawson Street, Brunswick, Melbourne, VIC 3056, Australia; Department of Textile Engineering, City University, Khagan, Birulia, Savar, Dhaka-1216, Bangladesh.
179. Hossain, M.A., *Anowar's Handbook on Elements of Mechanical Engineering*. 2023: School of Fashion and Textiles, RMIT University, 25 Dawson Street, Brunswick, Melbourne, VIC 3056, Australia; Department of Textile Engineering, City University, Khagan, Birulia, Savar, Dhaka-1216, Bangladesh.
180. Hossain, M.A., *Anowar's Handbook on Elements of Theory of Machine and Machine Design*. 2023: School of Fashion and Textiles, RMIT University, 25 Dawson Street, Brunswick, Melbourne, VIC 3056, Australia; Department of Textile Engineering, City University, Khagan, Birulia, Savar, Dhaka-1216, Bangladesh.
181. Hossain, M.A., *Anowar's Handbook on Environment and Safety Management*. 2023: School of Fashion and Textiles, RMIT University, 25 Dawson Street, Brunswick, Melbourne, VIC 3056, Australia; Department of Textile Engineering, City University, Khagan, Birulia, Savar, Dhaka-1216, Bangladesh.

182. Hossain, M.A., *Anowar's Handbook on Fabric Structure and Design*. 2023: School of Fashion and Textiles, RMIT University, 25 Dawson Street, Brunswick, Melbourne, VIC 3056, Australia; Department of Textile Engineering, City University, Khagan, Birulia, Savar, Dhaka-1216, Bangladesh.
183. Hossain, M.A., *Anowar's Handbook on Garments Manufacturing Technology*. 2023: School of Fashion and Textiles, RMIT University, 25 Dawson Street, Brunswick, Melbourne, VIC 3056, Australia; Department of Textile Engineering, City University, Khagan, Birulia, Savar, Dhaka-1216, Bangladesh.
184. Hossain, M.A., *Anowar's Handbook on Industrial Economics*. 2023: School of Fashion and Textiles, RMIT University, 25 Dawson Street, Brunswick, Melbourne, VIC 3056, Australia; Department of Textile Engineering, City University, Khagan, Birulia, Savar, Dhaka-1216, Bangladesh.
185. Hossain, M.A., *Anowar's Handbook International Trade and Marketing Management*. 2023: School of Fashion and Textiles, RMIT University, 25 Dawson Street, Brunswick, Melbourne, VIC 3056, Australia; Department of Textile Engineering, City University, Khagan, Birulia, Savar, Dhaka-1216, Bangladesh.
186. Hossain, M.A., *Anowar's Handbook on Machine Technology & Maintenance of Wet Processing Machineries*. 2023: School of Fashion and Textiles, RMIT University, 25 Dawson Street, Brunswick, Melbourne, VIC 3056, Australia; Department of Textile Engineering, City University, Khagan, Birulia, Savar, Dhaka-1216, Bangladesh.
187. Hossain, M.A., *Anowar's Handbook on Materials Engineering and Practices*. 2023: School of Fashion and Textiles, RMIT University, 25 Dawson Street, Brunswick, Melbourne, VIC 3056, Australia; Department of Textile Engineering, City University, Khagan, Birulia, Savar, Dhaka-1216, Bangladesh.
188. Hossain, M.A., *Anowar's Handbook on Microprocessor, Robotics and Control Engineering*. 2023: School of Fashion and Textiles, RMIT University, 25 Dawson Street, Brunswick, Melbourne, VIC 3056, Australia; Department of Textile Engineering, City University, Khagan, Birulia, Savar, Dhaka-1216, Bangladesh.
189. Hossain, M.A., *Md. Anowar Hossain, Anowar's Handbook on Polymer Science & Engineering*. 2023: School of Fashion and Textiles, RMIT University, 25 Dawson Street, Brunswick, Melbourne, VIC 3056, Australia; Department of Textile Engineering, City University, Khagan, Birulia, Savar, Dhaka-1216, Bangladesh.
190. Hossain, M.A., *Anowar's Handbook on Statistics for Engineer*. 2023: School of Fashion and Textiles, RMIT University, 25 Dawson Street, Brunswick, Melbourne, VIC 3056, Australia; Department of Textile Engineering, City University, Khagan, Birulia, Savar, Dhaka-1216, Bangladesh.
191. Hossain, M.A., *Anowar's Handbook on Technical Textiles*. 2023: School of Fashion and Textiles, RMIT University, 25 Dawson Street, Brunswick, Melbourne, VIC 3056, Australia; Department of Textile Engineering, City University, Khagan, Birulia, Savar, Dhaka-1216, Bangladesh.
192. Hossain, M.A., *Anowar's Handbook on Textile Physics (Part-1)*. 2023: School of Fashion and Textiles, RMIT University, 25 Dawson Street, Brunswick, Melbourne, VIC 3056, Australia; Department of Textile Engineering, City University, Khagan, Birulia, Savar, Dhaka-1216, Bangladesh.
193. Hossain, M.A., *Anowar's Handbook on Textile Testing and Quality Control (Part-2)*. 2023: School of Fashion and Textiles, RMIT University, 25 Dawson Street, Brunswick, Melbourne, VIC 3056, Australia; Department of Textile Engineering, City University, Khagan, Birulia, Savar, Dhaka-1216, Bangladesh.
194. Hossain, M.A., *Anowar's Handbook on Textile Testing and Quality Control (Part-1)*. 2023: School of Fashion and Textiles, RMIT University, 25 Dawson Street, Brunswick, Melbourne, VIC 3056, Australia; Department of Textile Engineering, City University, Khagan, Birulia, Savar, Dhaka-1216, Bangladesh.
195. Hossain, M.A., *Anowar's Handbook on Textile Testing & Quality Control (Part-3)*. 2023: School of Fashion and Textiles, RMIT University, 25 Dawson Street, Brunswick, Melbourne, VIC 3056, Australia; Department of Textile Engineering, City University, Khagan, Birulia, Savar, Dhaka-1216, Bangladesh.
196. Hossain, M.A., *Anowar's Handbook on Textile Raw Materials II*. 2010: School of Fashion and Textiles, RMIT University, 25 Dawson Street, Brunswick, Melbourne, VIC 3056, Australia; Department of Textile Engineering, City University, Khagan, Birulia, Savar, Dhaka-1216, Bangladesh.
197. Hossain, M.A., *Anowar's Handbook on Textile Raw Materials I*. 2023: School of Fashion and Textiles, RMIT University, 25 Dawson Street, Brunswick, Melbourne, VIC 3056, Australia; Department of Textile Engineering, City University, Khagan, Birulia, Savar, Dhaka-1216, Bangladesh.
198. Hossain, M.A., *"Cut the cost of defence and invest more for education" when Self-studying of a student from primary schooling to PhD schooling is an automatic contribution to national and worldwide development without getting money* Accepted in Scientific Research Publishing, 2023.
199. Hossain, M.A., *Anowar's Handbook on Textile Project Management*. 2023: School of Fashion and Textiles, RMIT University, 25 Dawson Street, Brunswick, Melbourne, VIC 3056, Australia; Department of Textile Engineering, City University, Khagan, Birulia, Savar, Dhaka-1216, Bangladesh.
200. Hossain, M.A., *PhD scholarship is an honour of a PhD candidate, PhD scholarship is comparatively lower paid job, PhD scholarship is a self-sacrifice and future investment for achieving a quality PhD degree in a quality schooling platform*. 2023: School of Fashion and Textiles, RMIT University, 25 Dawson Street, Brunswick, Melbourne, VIC 3056, Australia.
201. Hossain, M.A., *Reporting to Tertiary Education Quality & Standards Agency of Australian Government for compliance investigation of unethical PhD suspension, unethical scholarship suspension, psychologist bullying of*

- school administration and cancellation of PhD enrolment of Md. Anowar Hossain, PhD ID: 3820066 under the official act of hidden life threatening and killing conspiracy to kill PhD candidate, Md. Anowar Hossain when few complaint letters against Professor Dr. Rajiv Padhye were submitted to the whole concern of RMIT University including Professor (Dr.) Alec Cameron, Vice Chancellor, RMIT University; Professor Calum Drummond, Deputy Vice Chancellor, Research and Innovation, RMIT University; Dr. Scott Mayson, Associate dean, Research and Innovation; Dr. Andrea Eckersley, HDR coordinator, School of Fashion & Textiles; Professor (Dr.) Lijing Wang, Senior Supervisor and Emeritus Professor (Dr.) Robert Shanks, Associate supervisor, School of Fashion & Textiles, RMIT University when PhD candidate contributed for 42 month duration (full time) PhD candidature under nonpaid scholarship of one year duration under Australian Government RTP Stipend Scholarship. . 2023: School of Fashion & Textiles, RMIT University; 25 Dawson Street, Melbourne, Vic-3056, Australia.
202. Hossain, M.A., *Invitation of PhD Researchers in international platform for global peace of mankind*, a.f.P.e.a.o.t.w.o.A. Professor Dr. Anowar Hossain's Knowledge Industry, engr.anowar@yahoo.com, Editor. 2023.
 203. Hossain, M.A., *Reporting for psychologist involvement of Engr. Md. Anowar Hossain, delegate of Vice Chancellor, RMIT University as per office order of RMIT University, Australia*. 2023: School of Fashion and Textiles, RMIT University, 25 Dawson Street, Brunswick, Melbourne, VIC 3056, Australia.
 204. Hossain, M.A., *Self-declared certificate on PhD (Fashion & Textiles)*. 2023: School of Fashion and Textiles, RMIT University, 25 Dawson Street, Brunswick, Melbourne, VIC 3056, Australia.
 205. Hossain, M.A., *Self-declared certificate on Scientist (Camouflage Physics)*, R.U. School of Fashion and Textiles, 25 Dawson Street, Brunswick, Melbourne, VIC 3056, Australia, Editor. 2023: Australia.
 206. Hossain, M.A., *Self-declared certificate on Professor (Textile Engineering)*. 2023: School of Fashion and Textiles, RMIT University, 25 Dawson Street, Brunswick, Melbourne, VIC 3056, Australia.
 207. Hossain, M.A., *Compliance, cost minimization & production support for textile industry*, R.U. School of Fashion and Textiles, 25 Dawson Street, Brunswick, Melbourne, VIC 3056, Australia, Editor. 2023.
 208. Hossain, M.A., *Services for crime in higher education & quality enhancement in an international platform*, R.U. School of Fashion and Textiles, 25 Dawson Street, Brunswick, Melbourne, VIC 3056, Australia; (engr.anowar@yahoo.com), Editor. 2023.
 209. Hossain, M.A., *Services for crime protection and crime analysis for the peace of mankind in an international platform*, R.U. School of Fashion and Textiles, 25 Dawson Street, Brunswick, Melbourne, VIC 3056, Australia; Department of Textile Engineering, City University, Khagan, Birulia, Savar, Dhaka-1216, Bangladesh, Editor. 2023.
 210. Hossain, M.A., *Anowar Hossain's Dream, Motivation, Research & Personal Details for attending at RMIT University whatever reported to Australian High Commissioner and Australian Visa Office whatever worked in 2018-2019*, R.U. School of Fashion and Textiles, 25 Dawson Street, Brunswick, Melbourne, VIC 3056, Australia, Editor. 2023.
 211. Hossain, M.A., *Specialized services and payment rate of Professor (Dr.) Md. Anowar Hossain*, R.U. School of Fashion and Textiles, 25 Dawson Street, Brunswick, Melbourne, VIC 3056, Australia, Editor. 2023.
 212. Hossain, M.A. *Power Point Presentation on Camouflage Textiles against advanced surveillance of defence in UV-Vis-IR spectrums for Multidimensional Combat Backgrounds*. in *5th Edition of International Conference on Materials Science and Engineering*. 2023. Olympia Hotel, Events & Spa Carrer Mestre Serrano, 5, 46120 Alboriaia, Valencia, Spain.
 213. Hossain, M.A. *Power Point Presentation on Camouflage Textiles with Technical Coloration Incorporating Illumination under Multidimensional Combat Backgrounds*. in *School of fashion and Textiles, RMIT University, 25 Dawson Street, Brunswick Campus, Melbourne, Vic-3056, Australia*, 2022. 2023.
 214. Hossain, M.A. *Power Point Presentation on Applications and Engineering of Geotextiles*. in *Department of Textile Engineering, City university, Savar, Dhaka, Bangladesh (engr.anowar@yahoo.com)*. 2018.
 215. Hossain, M.A. *Power Point Presentation on Combined dyeing and cosmetic finishing of woven cotton fabric for garments*. in *Department of Jute and Fibre technology, Institute of Jute Technology, University of Calcutta, India*. 2015.
 216. Hossain, M.A., *A short summery and evidences of Australian Government RTP Stipend Scholarship for Md. Anowar Hossain, PhD student ID: 3820066, RMIT University, Melbourne, Australia*. 2023, RMIT University, Melbourne, Australia.
 217. Hossain, M.A., *Decision of RMIT University against Professor (Dr.) Engr. Md. Anowar Hossain, School of Fashion & Textiles, RMIT University when Professor (Dr.) Rajiv Padhye did a conspiracy to kill Engr. Md. Anowar Hossain, PhD candidate, School of Fashion & Textiles, RMIT University supervised by Professor (Dr.) Lijing Wang and Emeritus Professor (Dr.) Robert Shanks, School of Fashion & Textiles, RMIT University; Engr. Md. Anowar Hossain faced hidden conspiracy of life threatening and notified to Professor (Dr.) Alec Cameron, Vice Chancellor and delegate, RMIT University 2023, School of Fashion & Textiles, RMIT University, Australia*.
 218. Hossain, M.A., *Reporting to Victoria Legal Aid, Australia for the grant of legal assistance for ethical defending for the peace in PhD education against conspiracy of life-threatening and PhD harassment in Australian PhD School*.

- 2023, School of Fashion and Textiles, RMIT University, 25 Dawson Street, Brunswick, Melbourne, VIC 3056, Australia; (engr.anowar@yahoo.com).
219. Hossain, M.A., *Reporting to Honorable Minister, Department of Home Affairs, Australia and delegates for activation and extension of VISA of Engr. Md. Anowar Hossain, Delegate of Vice Chancellor, RMIT University until the final order of Australian Supreme Court, Australian human rights commission and chief authorities of Australian Government relates to PhD harassment and conspiracy of life-threatening of Engr. Md. Anowar Hossain.* 2023, School of Fashion and Textiles, RMIT University, 25 Dawson Street, Brunswick, Melbourne, VIC 3056, Australia, engr.anowar@yahoo.com.

Disclaimer/Publisher's Note: The statements, opinions and data contained in all publications are solely those of the individual author(s) and contributor(s) and not of MDPI and/or the editor(s). MDPI and/or the editor(s) disclaim responsibility for any injury to people or property resulting from any ideas, methods, instructions or products referred to in the content.