

---

Article

# Efficacy and toxicity of VarroMed® used for controlling *Varroa destructor* infestation in different seasons and geographical areas

Maja Ivana Smodiš Škerl <sup>1</sup>, Jorge Rivera-Gomis <sup>2</sup>, Ivana Tlak Gajger <sup>3</sup>, Jernej Bubnič <sup>1</sup>, Gabriela Talakić <sup>3</sup>, Giovanni Formato <sup>2</sup>, Alessandra Baggio <sup>4</sup>, Franco Mutinelli <sup>4</sup>, Wim Tollenaers <sup>5</sup>, Dries Laget <sup>6</sup>, Valeria Malagnini <sup>7</sup>, Livia Zanotelli <sup>7</sup> and Marco Pietropaoli <sup>2</sup>

<sup>1</sup> Agricultural institute of Slovenia, Ljubljana, Slovenia; [maja.smodis.skerl@kis.si](mailto:maja.smodis.skerl@kis.si), [jernej.bubnic@kis.si](mailto:jernej.bubnic@kis.si)

<sup>2</sup> Istituto Zooprofilattico Sperimentale del Lazio e della Toscana "M. Aleandri", Rome, Italy; [giovanni.formato@izslt.it](mailto:giovanni.formato@izslt.it), [marco.pietropaoli@izslt.it](mailto:marco.pietropaoli@izslt.it), [jorgeriveragomis@gmail.com](mailto:jorgeriveragomis@gmail.com)

<sup>3</sup> Faculty of Veterinary Medicine University of Zagreb, Zagreb, Croatia; [ivana.tlak@vef.hr](mailto:ivana.tlak@vef.hr), [galincic10@gmail.com](mailto:galincic10@gmail.com)

<sup>4</sup> Istituto Zooprofilattico Sperimentale delle venezie, Legnaro (PD), Italy; [fmutinelli@izsvenezie.it](mailto:fmutinelli@izsvenezie.it), [baggio.ale@libero.it](mailto:baggio.ale@libero.it)

<sup>5</sup> De Lieteberg, Zutendaal, Belgium; [wim@lieteberg.be](mailto:wim@lieteberg.be)

<sup>6</sup> Ghent University, Honeybee Vallex, Gent, Belgium; [dries.laget@ugent.be](mailto:dries.laget@ugent.be)

<sup>7</sup> Fondazione Edmund Mach, Centro Trasferimento Tecnologico, S. Michele all'Adige (TN), Italy; [valeria.malagnini@fmach.it](mailto:valeria.malagnini@fmach.it), [livia.zanotelli@fmach.it](mailto:livia.zanotelli@fmach.it)

\* Correspondence: [maja.smodis.skerl@kis.si](mailto:maja.smodis.skerl@kis.si); Tel.: (+386)12805150

## Abstract

VarroMed® is a soft acaricide registered for honey bees on the European Union market since 2017 for Varroa control. Researchers involved were partners of different countries of the Varroa control task force of COLOSS Association. Our goal was to evaluate performances (acaricide efficacy and toxic effects on honey bees) of VarroMed® in different climatic conditions. Our results in the tested apiaries showed an efficacy ranging from 71.2 to 89.3 % in summer/autumn, and from 71.8 to 95.6 % in winter. No toxic effects on bees were observed, except in one apiary, where severe cold climatic conditions played a crucial role. The treatment could be efficiently applied in broodright as well as in broodless colonies. Integrated pest management (IPM) recommendations for beekeepers are provided in order to apply the best Varroa control protocol.

**Keywords:** VarroMed®; *Varroa destructor*; winter treatment; summer-autumn treatment; queen caging; brood interruption

---

## 1. Introduction

The mite *Varroa destructor* [1] is one of the main threats to the European honeybee *Apis mellifera* and thus for the beekeeping sector [2]. The number of suitable veterinary medicine products (VMPs) for the treatment is limited [3] due to the need of low honey bee toxicity [4], the risk of residues in honey bee products [5,6] and the *V. destructor* mite capability to develop resistance to the frequently used active substances [7]. In this context, the availability of new VMPs in the market, as well as upgraded treatment measures or tools (i.e. brood interruption techniques) can be valuable help for beekeepers [4,8].

From previous studies it is known that soft acaricides [7] have one or more components as an active ingredient: organic acids like oxalic [9-13], formic [14-16], lactic acid [17], other acids [18], thymol [19-22] and other essential oils [23,24]. Recently, different formulations of natural ingredients were evaluated, like a formulation, composed of oxalic acid, thymol and oregano oil [25] and some compared or combined with brood interruption technique [26,8]. Since 2017, VarroMed<sup>®</sup>, an organic acid-based VMP against Varroa, was registered for its use on the honey bees in EU.

In the context of the Varroa control task force of the COLOSS association [27], we decided to test the performances of VarroMed<sup>®</sup> concerning efficacy against Varroa mite and toxicity for honey bees in different European climatic conditions in agreement with EMA guidelines [28], following the instructions given by the producer.

The aim of our study was to test the application of VarroMed<sup>®</sup> in different conditions and to give detailed and reliable information to European beekeepers in the framework of a Varroa management strategy.

## 2. Materials and Methods

The active ingredients of VarroMed<sup>®</sup> (BeeVital GmbH, Handelstrasse 65162 Pbertrum am See, Austria) are formic acid (5 mg/ml) and oxalic acid dihydrate (44 mg/ml). Other ingredients in the product include caramel colour (E150d), sucrose syrup, propolis tincture (20 %), citric acid monohydrate, lemon (*Citrus limon*) essential oil, star anise (*Illicium verum*) essential oil and pure water. There is no specific range of environmental temperature or humidity for the use of VarroMed<sup>®</sup> indicated by the producer.

We evaluated the performances of VarroMed<sup>®</sup> in Italy (temperate continental/Mediterranean climate), Slovenia and Croatia (moderately warm and rainy continental climate), and Belgium (maritime temperate climate) in 2018. The protocol was structured in accordance with the European Medicines Agency (EMA) guidelines on VMPs for controlling *V. destructor* parasitosis in bees [28]. It was designed by the group of participants of the Varroa Control Task Force (COLOSS association). A summary scheme of the activities and their timing is presented in Figures 1-3.

Honey bee colonies were set up in 10-frame Dadant-Blatt (DB), Langstroth Root (LR) or AŽ (Alberti-Žnideršič) hives, and placed in the same apiary each. We established two protocols: a summer/autumn protocol and winter protocol.

The trials were carried out in absence of honey-flow and honey supers. Two experimental groups homogenous in strength and Varroa infestation levels were organized for each trial. In both protocols, the colonies were treated with VarroMed<sup>®</sup> (treated group), while the other group was left untreated (control). The main differences between the two protocols were the absence of brood during the winter protocol versus its presence during the summer/autumn protocol, and the duration of the treatment due to the number of VarroMed<sup>®</sup> applications. According to label instructions, the treatments in autumn should be performed according to decreasing colony population, 3 to 5 times, 6 days apart. In winter it should be applied once only, at the start of the broodless period and in hives with Varroa infestation.

The summer/autumn protocol was evaluated in Italy, Slovenia, Croatia and Belgium, once per country, and the winter protocol was only carried out by three institutions in Italy and one in Croatia. The protocol followed by the participants and the number of honey bee colonies used for each trial are summarized in Table 1.

**Table 1.** Number of hives used in each trial and location.

Location	Protocol	Apiary code	Number of treated colonies/control colonies	Treatment period
Zutendaal, Belgium	Summer/autumn (x5) <sup>1</sup>	BELGIUM	10/10	23.9.-3.11.2018
Rome, Italy	Summer/autumn (x5)	ITALY_IZSLT	10/10	6.8.-20.9.2018
Brdo pri Kranju, Slovenia	Summer/autumn (x5)	SLOVENIA	8/7 <sup>3</sup>	13.9.-15.10.2018
Karlovac, Croatia	Summer/autumn (x3) <sup>2</sup>	CROATIA	10/10	20.7.-2.8.2018
Levico Terme, Italy	Winter	ITALY_FEM	10/10	22.11.-6.12.2018
Rome, Italy	Winter	ITALY_IZSLT	10/10	
Bassano del Grappa, Italy	Winter	ITALY_IZSVE	10/10	17.11.-1.12.2018
Karlovac, Croatia	Winter	CROATIA	10/10	29.1.-20.2.2018

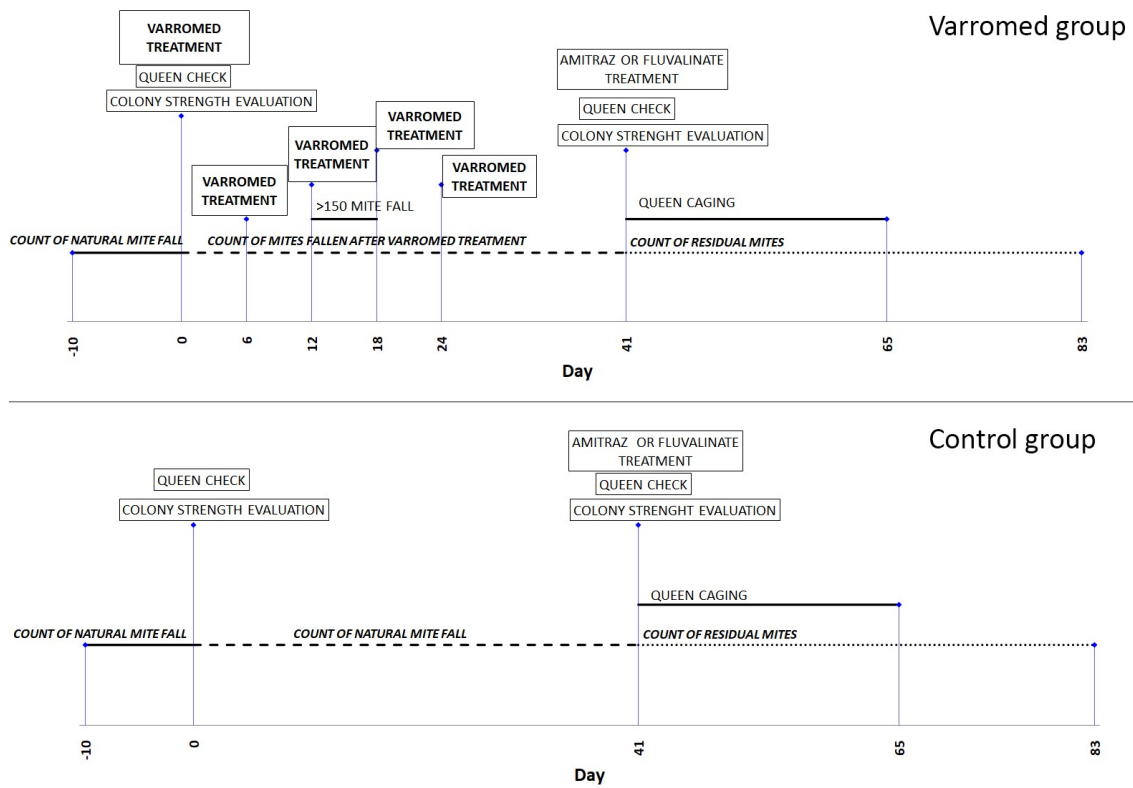
<sup>1</sup> Five applications of VarroMed®.

<sup>2</sup> Three applications of VarroMed®.

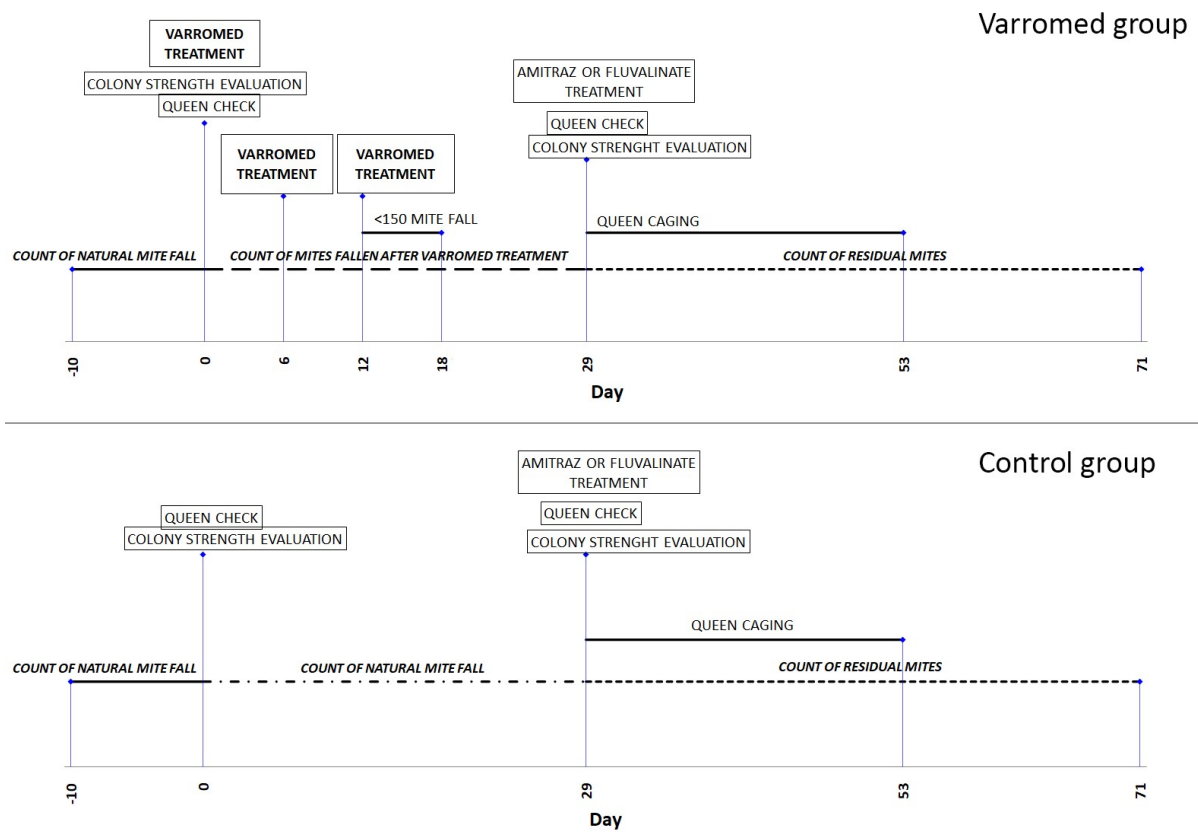
<sup>3</sup> Number of colonies and hives was limited due to apiary size.

In order to evaluate the variation of the colony strength due to the VarroMed® treatment, the number of adult bees and brood coverage was estimated [29] immediately before the beginning and after the end of the treatment period.

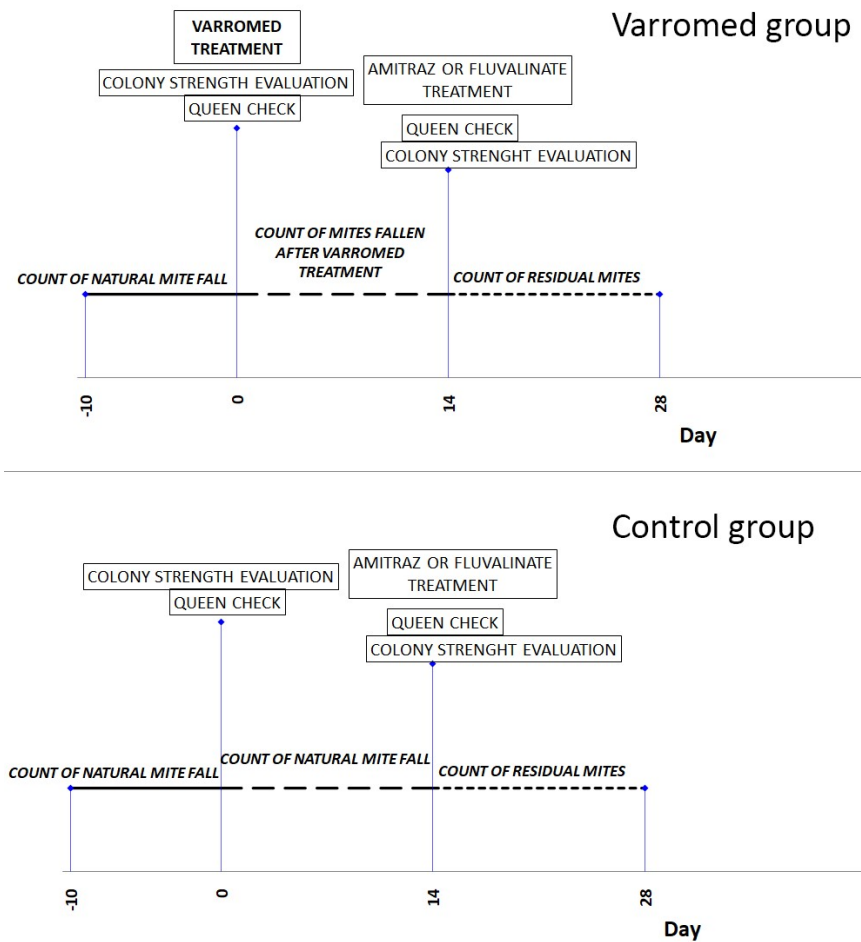
According to manufacturers' indications, VarroMed® was warmed at 25-35° C, shook before its use and administered between the hive frames fully occupied by bees. The dose was adjusted to the colony size according to dosage instructions of the producer. On the day of the first VarroMed® treatment (day 0 of the protocol – see Figures 1-3), the presence of the queen was checked, and colony strength was assessed in both groups. In order to calculate the acaricidal efficacy, mites fallen during the trial were counted every 2 to 3 days by inserting sticky boards. For the summer/autumn protocol, boards were checked until 17 days after the beginning of the last VarroMed® treatment considering the number of days of efficacy on dispersal mites (6 days as described in the leaflet) and for more 11 days to evaluate the eventual efficacy of the treatment on mites inside the capped brood cells susceptible to Varroa (Figures 1-3).



**Figure 1.** Summer/autumn protocol for the treated group (5 repeated treatments) and control group. The following two treatments are additionally applied, if more than 150 mites are detected on the sticky boards within 6 days after the third treatment.



**Figure 2.** Summer/autumn protocol for the treated group (3 repeated treatments) and control group. Only three treatments are needed, if less than 150 mites are detected on the sticky boards.



**Figure 3.** Winter protocol for the treated and control group in broodless colonies.

For the winter protocol, boards were checked until 14 days after the VarroMed® treatment.

A follow-up treatment consisting in the application of synthetic miticides with different mechanism of action based on amitraz and tau-fluvalinate (in combination or in double dose), in order to avoid low efficacy due to possible mite resistance to one of the active substances, was applied to verify the residual number of mites. We used VPMS registered for honey bees with active substances not present in VarroMed®.

In the summer/autumn protocol all queens were caged in VAR-CONTROL cages (Api-Mo.Bru, Campodoro, Padova, Italy – <http://www.apimobru.com/en/ppe/ppe.htm>) for 24 days. The follow-up treatment was applied during the caging period and for more 18 days. The residual number of mites was counted on sticky boards during the whole timeframe [30,25]

In brood absence (winter treatment) residual mites were counted on the sticky boards for 14 days after the follow-up treatment [30,25].

The untreated colonies of all control groups were checked for the natural mite fall and received the same follow-up treatment.

The percentage of acaricidal efficacy (AE) in each hive was evaluated using the formula:  $AE = (V_T / V_{T+follow-up}) * 100$ , where  $V_T$  is the total number of mites killed by the VarroMed® treatment, not considering the mites fallen during the queen caging period, and  $V_{T+follow-up}$  represents the total number of mites killed by the tested treatment and the follow-up treatments [31].

During the experiments, mean environmental temperatures were recorded by weather stations near the apiaries.

Statistical analysis was performed using XLSTAT™ software [32]. It was verified, if differences in acaricide efficacy were statistically significant using Mann-Whitney Test [33]. The amount of adult honey bees and brood coverage between groups (treated and control) was evaluated using Kruskal-Wallis Test [34]. For the latter, multiple pairwise comparison with Dunn's Test [35] was applied with Bonferroni correction.

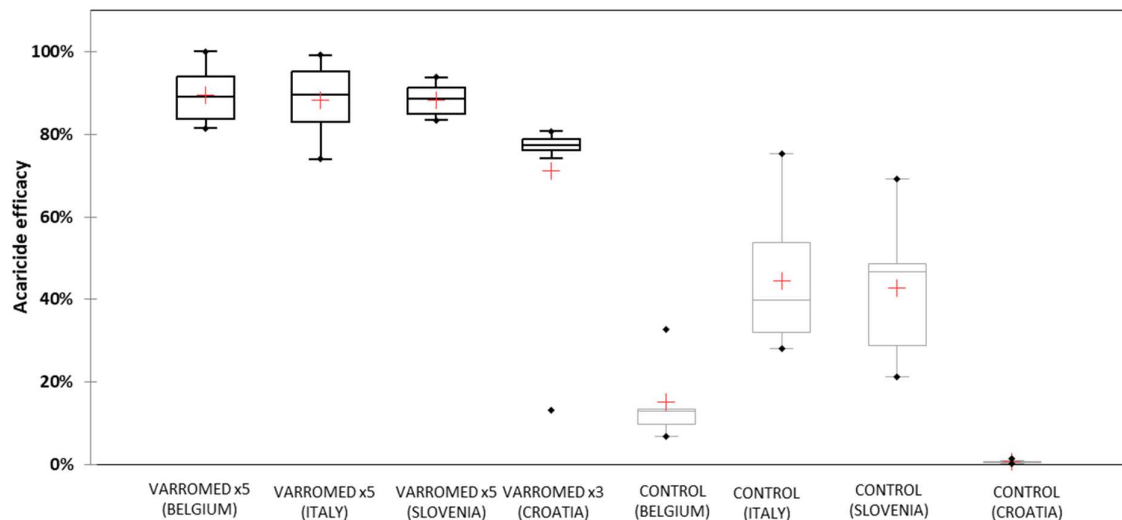
### 3. Results

#### 3.1. Summer/autumn trial

Acaricide efficacy of VarroMed® recorded during the summer/autumn trial ranged from 71.2 %, when applied three times (Croatia), to a maximum of 89.4 % (Belgium) when applied five times (Table 2; Figure 4). All treated groups efficacies differed from control groups (Kruskal-Wallis test:  $H(7)=59.14$ ,  $p < 0.0001$ ; Dunn's tests:  $p < 0.05$ ). There were no statistically significant differences recorded between the locations, and the number of applied treatments (3 or 5) was not related to the natural mite fall rates before treatment.

**Table 2.** Acaricide efficacy recorded during the summer/autumn trial in the apiaries and relative mite fall during the same period in control group (%).

Statistics	VARROMED X5 (BELGIUM)	VARROMED X5 (ITALY_IZSLT)	VARROMED X5 (SLOVENIA)	VARROMED X3 (CROATIA)	CONTROL (BELGIUM)	CONTROL (ITALY_IZSLT)	CONTROL (SLOVENIA)	CONTROL (CROATIA)
Minimum	81.5	73.9	83.4	13.3	6.8	28.2	21.4	0.4
Maximum	100	99.2	93.8	80.7	32.8	75.3	69.2	1.5
1 <sup>st</sup> Quartile	83.6	82.9	84.9	76.1	9.8	32.1	28.8	0.5
Median	89.2	89.7	88.6	77.3	12.9	39.8	46.7	0.6
3 <sup>rd</sup> Quartile	94.1	98.2	91.3	78.9	13.5	53.7	48.7	0.7
Mean	89.4	88.2	88.3	71.2	15.3	44.6	42.7	0.7
Variance (n-1)	0.5	0.9	0.2	4.2	0.9	2.7	3.2	0
Standard deviation (n-1)	7.2	9.3	4.0	20.4	9.7	16.3	17.9	0.4

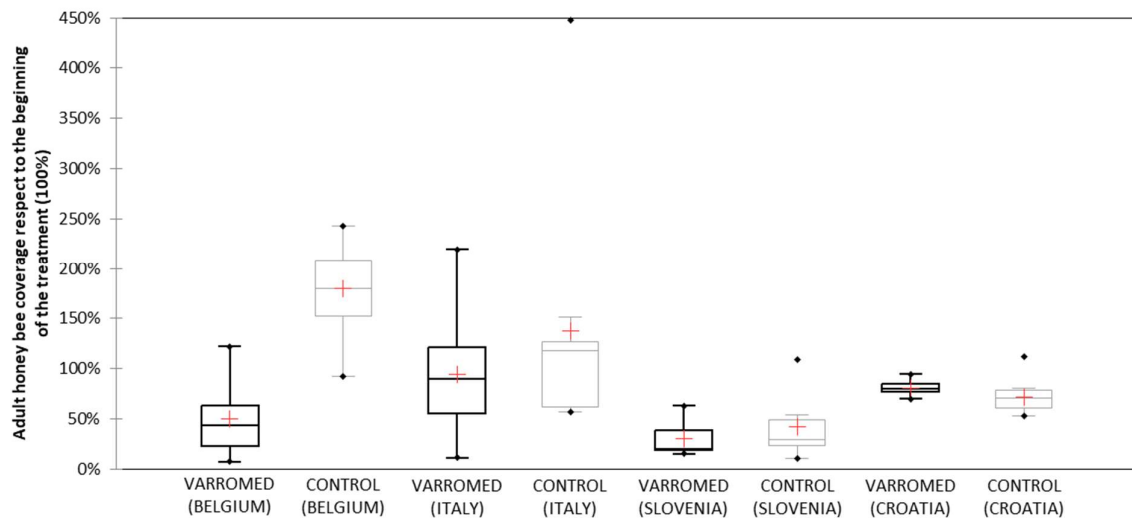


**Figure 4.** Box plot of acaricide efficacies recorded during the summer/autumn trial and relative mite fall during the same period in control group (%). The horizontal line in boxes shows median. The box shows 1<sup>st</sup> and 3<sup>rd</sup> quartile. Whiskers extend to 1.5 x interquartile range (IQR). Diamonds mark the outliers outside the 1.5 x IQR. Additionally, the pluses show mean values.

The amount of adult bees was reduced in treated groups, compared to the control ones, in Belgium, Italy and Slovenia, ranging from -130.1 % to -12.1 %, and increased in Croatia +8.8 % (Table 3 and Figure 5). These differences were statistically significant only in one apiary (Belgium) (Dunn's tests p value: 0.0001) where colonies were smaller and three of them died after the treatment.

**Table 3.** Variation of adult honey bee coverage in all groups recorded during the summer/autumn trial compared to the beginning of the treatment (%).

Statistics	VARROMED X5 (BELGIUM)	VARROMED X5 (ITALY_IZSLT)	VARROMED X5 (SLOVENIA)	VARROMED X3 (CROATIA)	CONTROL (BELGIUM)	CONTROL (ITALY_IZSLT)	CONTROL (SLOVENIA)	CONTROL (CROATIA)
Minimum	7.5	11.5	15.3	69.7	92.4	56.4	10.9	53.3
Maximum	122.2	219.4	63.2	94.6	242.7	448.1	109.2	111.7
1 <sup>st</sup> Quartile	23.1	55.2	18.5	76.5	152.3	61.9	23.7	61.2
Median	44.0	90.1	20.4	80.2	180.0	117.5	28.8	70.8
3 <sup>rd</sup> Quartile	63.7	121.2	38.4	85.2	208.2	126.4	48.5	78.1
Mean	49.6	94.2	30.4	80.9	179.7	137.8	42.5	72.1
Variance (n-1)	15.3	37.0	3.5	0.5	25.1	147.1	12.7	2.9
Standard deviation (n-1)	39.1	60.8	18.8	7.3	50.1	121.3	35.6	16.9



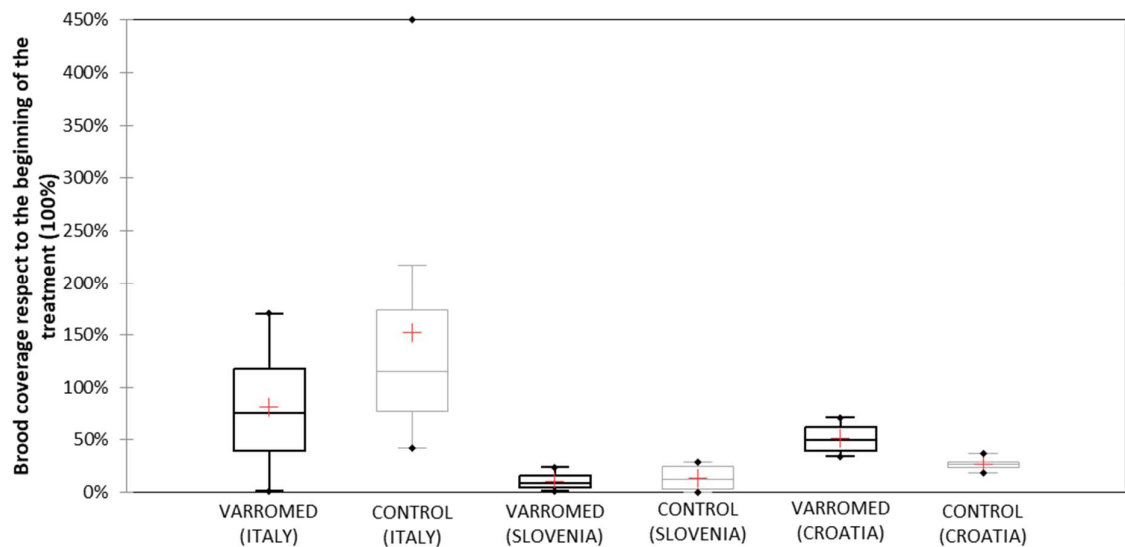
**Figure 5.** Box plot of adult bee coverage in all groups recorded during the summer/autumn trial compared to the beginning of the treatment (%). The horizontal line in boxes shows median. The box shows 1<sup>st</sup> and 3<sup>rd</sup> quartile. Whiskers extend to 1.5 x interquartile range (IQR). Diamonds mark the outliers outside the 1.5 x IQR. Additionally, the pluses show mean values.

Mean brood area compared to the control group decreased after VarroMed treatment in Italy and Slovenia (-71.1 % and -3.0 % respectively) and increased in Croatia (+24.7 %) but all variations were not statistically significant (Table 4; Figure 6). Brood area was not recorded in Belgium as bees started clustering and weather conditions were prohibitive to check brood coverage properly.



**Table 4.** Variation of brood area in all groups recorded during the summer/autumn trial compared to the beginning of the treatment (%).

Statistics	VARROMED X5 (ITALY_IJZSLT)	VARROMED X5 (SLOVENIA)	VARROMED X3 (CROATIA)	CONTROL (ITALY_IJZSLT)	CONTROL (SLOVENIA)	CONTROL (CROATIA)
Minimum	1.5	1.3	34.0	42.6	0	19.0
Maximum	170.5	23.8	71.4	450.0	29.1	36.7
1 <sup>st</sup> Quartile	40.1	4.5	39.5	76.8	3.0	23.3
Median	75.9	8.6	50.4	115.6	12.1	26.5
3 <sup>rd</sup> Quartile	117.6	16.2	62.8	173.3	24.7	28.8
Mean	81.1	10.7	51.1	152.3	13.7	26.4
Variance (n-1)	33.7	0.8	1.9	154.5	1.7	0.3
Standard deviation (n-1)	58.0	8.9	13.8	124.3	13.0	5.5

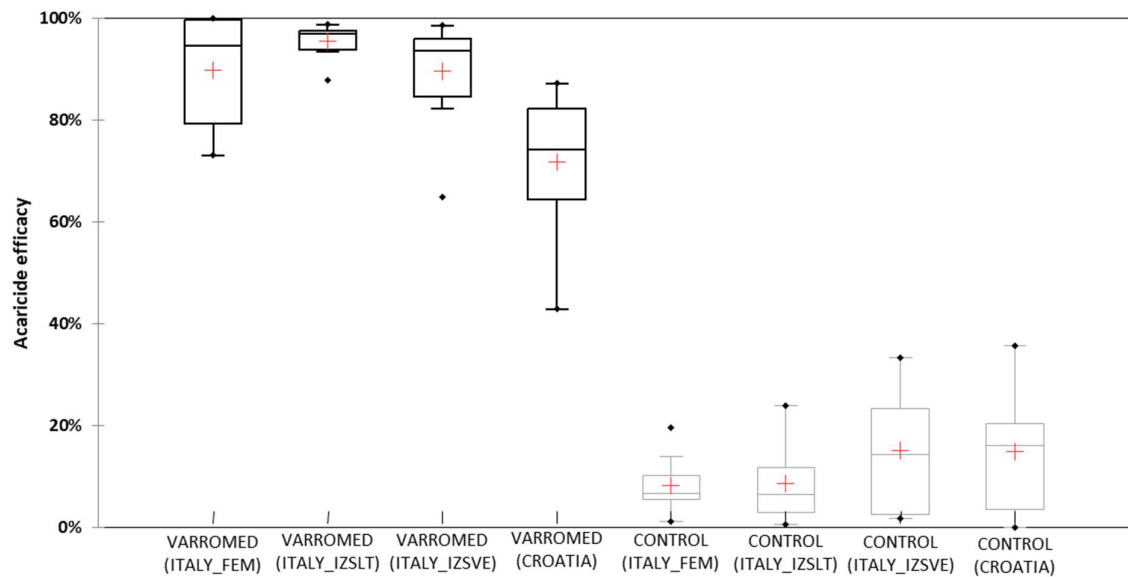
**Figure 6.** Box plot of brood area in all groups recorded during the summer/autumn trial compared to the beginning of the treatment (%). The horizontal line in boxes shows median. The box shows 1<sup>st</sup> and 3<sup>rd</sup> quartile. Whiskers extend to 1.5 x interquartile range (IQR). Diamonds mark the outliers outside the 1.5 x IQR. Additionally, the pluses show mean values.

### 3.2. Winter trial

In colonies where VarroMed was applied during wintertime, in the absence of brood, the recorded acaricide efficacy ranges from 71.8 % to 95.6 % (Table 5; Figure 7). Efficacies in all treated groups differed when compared to control groups (Kruskal-Wallis test:  $H(7)=62.07$ ,  $p<0.0001$ ; Dunn's tests:  $p<0.05$ ).

**Table 5.** Acaricide efficacy recorded during the summer/autumn trial in the apiaries and relative mite fall during the same period in control group (%).

Statistics	VARROMED (ITALY_FEM)	VARROMED (ITALY_IJZSLT)	VARROMED (ITALY_IJZSVE)	VARROMED (CROATIA)	CONTROL (ITALY_FEM)	CONTROL (ITALY_IJZSLT)	CONTROL (ITALY_IJZSVE)	CONTROL (CROATIA)
Minimum	73.1	87.8	64.8	42.9	1.1	0.6	1.7	0
Maximum	100	98.9	98.7	87.3	19.6	23.8	33.3	35.7
1 <sup>st</sup> Quartile	79.3	93.8	84.6	64.6	5.4	2.8	2.4	3.4
Median	94.6	97.0	93.7	74.1	6.6	6.5	14.4	16.0
3 <sup>rd</sup> Quartile	99.8	97.6	96.0	82.3	10.2	11.8	23.3	20.3
Mean	89.9	95.6	89.7	71.8	8.3	8.6	15.0	14.8
Variance (n-1)	1.2	0.1	1.1	1.9	0.3	0.5	1.6	1.5
Standard deviation (n-1)	11.1	3.5	10.5	13.7	5.3	7.3	12.7	12.0

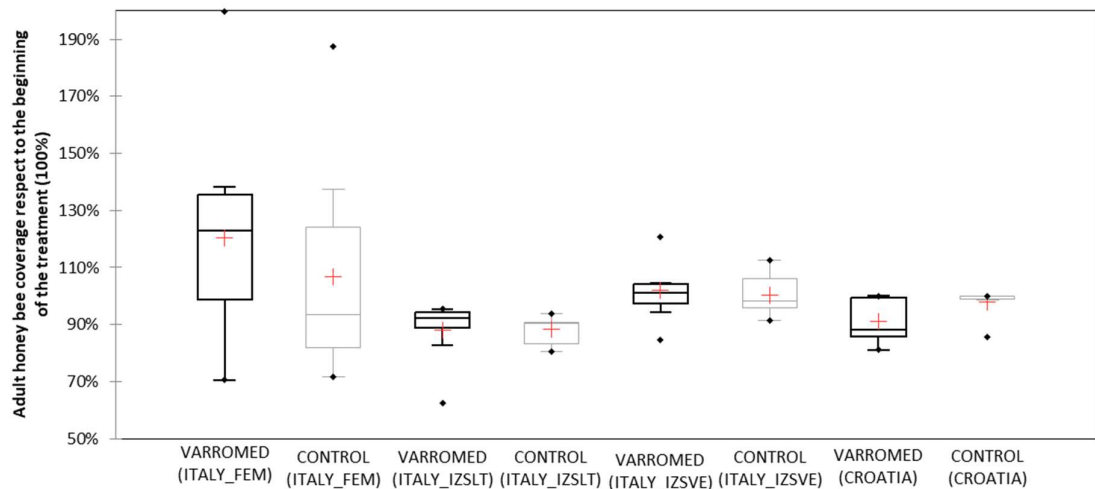


**Figure 7.** Box plot of acaricide efficacies recorded during the winter trial and relative mitefall during the same period in control group (%). The horizontal line in boxes shows median. The box shows 1<sup>st</sup> and 3<sup>rd</sup> quartile. Whiskers extend to 1.5 x interquartile range (IQR). Additionally, the pluses show mean values.

Small variations of coverage of adult honey bees were recorded but no statistically significant differences were observed (Table 6; Figure 8). No queen mortality and no clinical signs of other economically important diseases were observed.

**Table 6.** Variation of adult honey bee coverage in all groups recorded during the winter trial compared to the beginning of the treatment (%).

Statistics	VARROMED (ITALY_FEM)	VARROMED (ITALY_IZSLT)	VARROMED (ITALY_IZSVE)	VARROMED (CROATIA)	CONTROL (ITALY_FEM)	CONTROL (ITALY_IZSLT)	CONTROL (ITALY_IZSVE)	CONTROL (CROATIA)
Minimum	70.6	62.4	84.6	81.1	71.6	80.6	91.3	85.7
Maximum	199.6	95.4	120.7	100	187.6	93.8	112.5	100
1 <sup>st</sup> Quartile	98.7	88.9	97.3	85.7	81.9	83.3	95.7	99.0
Median	122.9	92.2	101.3	88.3	93.4	90.3	98.2	100
3 <sup>rd</sup> Quartile	135.6	94.2	104.2	99.5	124.1	90.9	105.9	100
Mean	120.2	88.1	101.9	91.1	106.6	88.3	100.3	98.0
Variance (n-1)	13.1	1.1	1.0	0.6	13.4	0.2	0.5	0.2
Standard deviation (n-1)	36.2	10.4	10.2	7.6	36.6	4.8	7.0	4.5



**Figure 8.** Boxplot of adult honey bee coverage in all groups recorded during the winter trial and compared to the beginning of the treatment (%). The horizontal line in boxes shows median. The box shows 1<sup>st</sup> and 3<sup>rd</sup> quartile. Whiskers extend to 1.5 x interquartile range (IQR). Additionally, the pluses show mean values.

During the summer/autumn trials, the mean environmental temperatures recorded during VarroMed treatments were as follows: 30.2±2.5° C in Croatia; 23.6±1.3° C in Italy; 15.6±4.2° C in Slovenia; 12.4±2.7° C in Belgium. During winter trials we recorded the following mean environmental temperatures: 7.4±3.4° C in Italy\_IZSVE; 6.4±3.2° C in Italy\_IZSLT; 4.2±4.6° C in Croatia, and 3.3±2.6° C in Italy\_FEM.

#### 4. Discussion

Varroa mite is a major cause of overwintering honey bee (*A. mellifera*) colony losses across the globe [36]. In recent years, several surveys were conducted to analyze beekeepers' treatment practices and overwintering [36-40]. One of the findings of the above-mentioned studies was that the worst scenario concerning overwintering ability was a combination of weakness of honey bee populations, low food reserves and high Varroa infestation levels [37].

In our study, we administered VarroMed® in several apiaries with different climatic conditions. The average temperatures near the experimental apiaries in Croatia, Italy, Slovenia and Belgium show a versatile range (30.2 – 12.4° C) only in summer/autumn treatment period in 2018. Our results show that the efficacy of VarroMed® treatment was above 70 % and not highly variable, regardless of the presence of honey bee brood and environmental temperature, despite some relevant differences between minimum and maximum efficacy values in some sites as shown in Tables 2 and 5. High efficacies of other oxalic acid-based treatments (application by trickling or sublimation) were reported by Büchler et al. [8]. Colonies were treated in a broodless period in summer time (using brood interruption techniques, like queen caging or brood removal) and the efficacy ranged from 48 to 89 % mite removal.

The protocols of the treatments against *V. destructor* may require quite a long time (over 40 days), to reach a high acaricide efficacy, especially in broodright colonies with high levels of infestation [31]. The field trials were carried out in medium infested colonies and the treatment was therefore appropriate. In the experimental apiaries, the efficacy ranged from 71.2 to 89.3 % in summer/autumn treatment. Tlak Gajger & Sušec [41] reported even higher acaricide efficacy (91.5 %) in summer, after three consecutive applications of the oxalic acid based complementary feed HiveClean® (former product, like VarroMed®). In winter treatments reported in this paper, the overall acaricide efficacies ranged from 71.8 to 95.6 %. According to the report of the European Medicines Agency

[42], the efficacy of winter treatment with VarroMed® was 88 %. The level of efficacy of VarroMed® treatment in summer/autumn and winter was found sufficient, which can be supported by the average number of mite fall after queen caging and follow-up treatment.

Another critical aspect to the use of mixture of organic acids (oxalic and formic acid) and additional substances against Varroa mites that should be considered is a possible toxicity to honey bees and colonies. The use of oxalic acid by trickling, evaporation and spraying, honey bee tolerability and efficacy has been reviewed by Rademacher & Hartz [12]. In general, the application of oxalic acid in a formulation with sugar syrup increases the efficacy against Varroa mites. However, there are some negative effects of oxalic acid on queen health [44,45], and on worker bees' digestive system [45].

Formic acid operates through inhibition of mitochondrial energetic metabolism of Varroa mites binding the cytochrome C oxidase enzyme [46], as well as through a significant neuroexcitation process [47]. It also affects honey bee colony as it reduces longevity of worker bees [48] and affects brood survival [48]. There is a report on increased number of dead bees in front of the hive, queen rejection and decrease of honey yield during treatment [50].

Considering the above-mentioned toxicity aspects, we evaluated the effects on the strength of the colonies after VarroMed® treatments. We found that the reduction in number of honey bees and brood in treated hives was very low or insignificant in all countries and in all application's seasons except in Belgium, where less honey bees were observed in treated colonies and some of them even died. This finding could be explained by the lack of an ideal combination of temperature (below 15° C), treatment (several applications) and colony condition (decreasing colony population) at the time of field trial.

It is important to highlight that our data showed that there is no need to treat in absence of brood (e.g. applying the queen caging) as a high acaricide efficacy was observed in both cases (with or without brood). The treatments were repeated several times and the duration of the treatment covered the period longer than worker developmental stage from egg to emerging. However, we want to underline the repeated applications of the product, that demand extended efforts of the beekeeper in terms of time and costs and result in higher toxicity to adult honey bees, especially in case of environmental temperatures lower than 15° C (mean autumn temperatures in Belgium were 12.4±2.7° C).

Finally, it is noteworthy that the producer of VarroMed® leaves the decision to apply an extra-treatment or not to the beekeepers, based on the Varroa infestation levels obtained after the previous treatment [51]. This approach to the treatment against Varroa mites based on an integrated pest management (IPM) includes the implementation of good beekeeping practices [52] and beekeepers' education to a sustainable and successful beekeeping.

**Author Contributions:** Conceptualization, all authors; methodology, all authors; investigation, all authors; writing—original draft preparation, J.R.-G., M.I.S.Š., M.P. and I.T.G.; writing—review and editing, all authors.; visualization, M.P.; funding acquisition, all authors. All authors have read and agreed to the published version of the manuscript.

**Funding:** This research was funded by Slovenian Research Agency, research program P4-0133 'Trajnostno kmetijstvo'. This work was supported by the Project BPractices (ERA-NET SusAn) co-financed by the European Union's Horizon 2020 research and Innovation Program, and core financing of Slovenian Research Agency (grants [P4-0133](#) for M.I.S.Š.).

**Acknowledgments:** We thank COLOSS (Honey bee research association) for support in the meetings and successful collaboration of partners.

**Conflicts of Interest:** The authors declare no conflict of interest. The funders had no role in the design of the study; in the collection, analyses, or interpretation of data; in the writing of the manuscript, or in the decision to publish the results.

## References

1. Anderson, D.L.; Trueman, J.W.H. *Varroa jacobsoni* (Acari: Varroidae) is more than one species. *Exp appl acarol* **2000**, *24*, 165-189. <https://doi.org/10.1023/A:1006456720416>
2. Noël, A.; Le Conte, Y.; Mondet, F. *Varroa destructor*: how does it harm *Apis mellifera* honey bees and what can be done about it? *Emerging Topics in Life Science* **2020**, *4*, 45-57. <https://doi.org/10.1042/ETLS20190125>
3. Mutinelli, F. Veterinary medicinal products to control *Varroa destructor* in honey bee colonies (*Apis mellifera*) and related EU legislation – an update. *J Apicult Res* **2016**, *55*, 78-88. <https://doi.org/10.1080/00218839.2016.1172694>
4. Gregorc, A.; Alburaki, M.; Sampson, B.; Knight, P. R.; Adamczyk, J. Toxicity of selected acaricides to honey bees (*Apis mellifera*) and varroa (*Varroa destructor* (Anderson and Trueman) and their use in controlling Varroa within honey bee colonies. *Insects* **2018**, *9*. <https://doi.org/10.3390/insects9020055>
5. Bogdanov, S. Contaminants of bee products. *Apidologie* **2000**, *37*, 1-18. <https://doi.org/10.1051/apido:2005043>
6. European Commission (EC). Commission Regulation (EU) No 37/2010 of 22 December 2009 on pharmacologically active substances and their classification regarding maximum residue limits in foodstuffs of animal origin. *OJ L* **2010**, *53*, 1-72. Available online: <https://eur-lex.europa.eu/legal-content/EN/TXT/?uri=CELEX%3A32010R0037> (accessed on 19 June 2021)
7. Rosenkranz, P.; Aumeier, P.; Ziegelmann, B. Biology and control of *Varroa destructor*. *J Invert Pathol* **2010**, *103*, S96-S119. <https://doi.org/10.1016/j.jip.2009.07.016>
8. Büchler, R.; Uzunov, A.; Kovačić, M.; Prešern, J.; Pietropaoli, M.; Hatjina, F.; Pavlov, B.; Charistos, L.; Formato, G.; Galarza, E.; Gerula, D.; Gregorc, A.; Malagnini, V.; Meixner, M.; Nedić, N.; Puškadija, Z.; Rivera-Gomis, J.; Rogelj Jenko, M.; Smodiš Škerl, M. I.; Vallon, J.; Vojt, D.; Wilde, J.; Nanetti, A. Summer brood interruption as integrated management strategy for effective Varroa control in Europe. *J Apicult Res* **2020**, *59*, 764-773. <https://doi.org/10.1080/00218839.2020.1793278>
9. Radetzki, T.; Reiter, M.; Negelein, B.; Fischermühle, H. Oxalsäure zur Varroabekämpfung [Oxalic acid for Varroa control]. *Schweizerische Bienen-Zeitung* **1994**, *117*, 263-267.
10. Imdorf, A.; Charriere, J.-E.; Bachofen, B. Wann ist die Oxalsäure als Varroazid geeignet [When is oxalic acid suitable as varroicide?]. *Schweizerische Bienen-Zeitung* **1995**, *7*, 389-391.
11. Mutinelli, F.; Baggio, A.; Capolongo, F.; Piro, R.; Prandin, L.; Biasion, L. A scientific note on oxalic acid by topical application for the control of varroosis. *Apidologie* **1997**, *28*, 461-462. <https://doi.org/10.1051/apido:19970612>
12. Nanetti, A. Oxalic acid for mite control - Results and review. In *Coordination in Europe of research on integrated varroa mites in honey bee colonies. Commission of the European Communities* **1999**, 9-15. Available online: <http://varroa.fr/wp-content/uploads/2017/08/Fries-I.-et-al-1999.-Coordination-in-europe-of-integrated-control-of-varroa-mites-in-honey-bees-colonies.pdf> (accessed on 19 June 2021)
13. Rademacher, E.; Harz, M. Oxalic acid for the control of varroosis in honey bee colonies – a review. *Apidologie* **2006**, *37*, 98-120. <https://doi.org/10.1051/apido:2005063>
14. Imdorf, A.; Gerig, L. Lutte intégrée contre varroa: acide formique. *J Suisse d'Apiculture* **1988**, *85*, 311-320.
15. Bolli, H.K.; Bogdanov, S.; Imdorf, A.; Fluri, P. Zur Wirkungsweise von Ameisensäure bei *Varroa jacobsoni* Oud und der Honigbiene (*Apis mellifera* L.). [Title in English: Action of formic acid on *Varroa jacobsoni* Oud and the honeybee (*Apis mellifera* L.). *Apidologie* **1993**, *24*, 51-57. <https://doi.org/10.1051/apido:19930106>
16. Pietropaoli, M.; Formato, G. Liquid formic acid 60% to control varroa mites (*Varroa destructor*) in honey bee colonies (*Apis mellifera*): protocol evaluation. *J Apicult Res* **2018**, *57*, 300-307. <https://doi.org/10.1080/00218839.2017.1376767>
17. Girisgin, A.O.; Aydin, L. Efficacies of formic, oxalic and lactic acids against *Varroa destructor* in naturally infested honeybee (*Apis mellifera* L.) colonies in Tureky. *Kafkas Univ Vet Fak Derg* **2010**, *16*, 941-945.
18. Rademacher, E.; Harz, M.; Schneider, S. (2015). The development of HopGuard® as a winter treatment against *Varroa destructor* in colonies of *Apis mellifera*. *Apidologie*; *46*(6), 748-759. <https://doi.org/10.1007/s13592-015-0363-0>
19. Imdorf, A.; Kilchenmann, V.; Maquelin, C.; Bogdanov, S. Optimierung der Anwendung von 'Aplife VAR' zur Bekämpfung von *Varroa jacobsoni* Oud. in Bienenvölkern, *Apidologie* **1994**, *25*, 49-60. <https://doi.org/10.1051/apido:19940106>
20. Imdorf, A.; Bogdanov, S.; Ibáñez Ochoa, R.; Calderone, N.W. Use of essential oils for the control of *Varroa jacobsoni* Oud. in honey bee colonies. *Apidologie* **1999**, *30*, 209-228. <https://doi.org/10.1051/apido:19990210>
21. Floris, I.; Satta, A.; Cabras, P.; Garau, V.L.; Angioni, A. Comparison between two thymol formulations in the control of *Varroa destructor*: effectiveness, persistence, and residues. *J Econ Entomol* **2004**, *97*, 187-191. <https://doi.org/10.1603/0022-0493-97.2.187>
22. Marinelli, E.; De Santis, L.; De Pace, F.M.; Dell'Aira, E.; Saccares, S.; Nisi, S.; Formato, G. Impiego del timolo e dell'acido formico per il controllo della varroatosi nel Lazio [Use of thymol and formic acid to control varroatosis in Latium region]. *Apitalia* **2007**, *1*, 1-4.



23. Damiani, N.; Gende, L. B.; Bailac, P.; Marcangeli, J.A.; Eguaras, M. J. Acaricidal and insecticidal activity of essential oils on *Varroa destructor* (Acari: Varroidae) and *Apis mellifera* (Hymenoptera: Apidae). *Parasitol Res* **2009**, *106*, 145-152. <https://doi.org/10.1007/s00436-009-1639-y>
24. Ghasemi, V.; Moharramipour, S.; Tahmasbi, G. Biological activity of some plant essential oils against *Varroa destructor* (Acari: Varroidae), an ectoparasitic mite of *Apis mellifera* (Hymenoptera: Apidae). *Exp App Acarol* **2011**, *55*, 147-154. <https://doi.org/10.1007/s10493-011-9457-1>
25. Sabahi, Q.; Morfin, N.; Emsen, B.; Gashout, H.A.; Kelly, P.G.; Otto, S.; Rod Merrill, A.; Guzman-Novoa, E. Evaluation of dry and wet formulations of oxalic acid, thymol, and oregano oil for *Varroa* mite (Acari: Varroidae) control in honey bee (Hymenoptera: Apidae) Colonies. *J Econ Entomol*, **2020**, *113*, 2588-2594. <https://doi.org/10.1093/jee/toaa218>
26. Giacomelli, A.; Pietropaoli, M.; Carvelli, A.; Iacoponi, F.; Formato, G. Combination of thymol treatment (Apiguard®) and caging the queen technique to fight *Varroa destructor*. *Apidologie* **2016**, *47*, 606-616. <https://doi.org/10.1007/s13592-015-0408-4>
27. COLOSS. Available online: <https://coloss.org/varroa-control/>
28. EMA, **2008**. European Medicines Agency, Committee for Medicinal Products for Veterinary use. Guidelines on veterinary medicinal products controlling *Varroa destructor* parasitosis in bees. EMA/CVMP/459883/2008. <https://www.ema.europa.eu/en/veterinary-medicinal-products-controlling-varroa-destructor-parasitosis-bees> (accessed on 19 June 2021)
29. Delaplane, K.S.; van der Steen, J.; Guzman-Novoa, E. Standard methods for estimating strength parameters of *Apis mellifera* colonies. *J Apicult Res* **2013**, *52*, 1-12. <https://doi.org/10.3896/IBRA.1.52.1.03>
30. Pietropaoli, M.; Giacomelli, A.; Macri, S.; Volterrani, A.; Pizzariello M.; Formato, G. Considerazioni sui risultati nel Centro Italia dell'impiego di acido formico in gel (MAQS™), nella lotta alla varroa, in condizioni di presenza di covata e di melario. *Apimondia Italia* **2012**, *1/2*, 20-23.
31. Dietemann, V.; Nazzi, F.; Martin, S.J.; Anderson, D.L.; Locke, B.; Delaplane, K.S.; Wauquiez, Q.; Tannahill, C.; Frey, E.; Ziegelmann, B.; Rosenkranz, P.; Ellis, J.D. Standard methods for varroa research. *J Apicul Res* **2013**, *52*, 1-54. <https://doi.org/10.3896/IBRA.1.52.1.09>
32. Addinsoft, S.A.R.L. **2010**. XLSTAT-software user's manual, version 10. Paris: Addinsoft.
33. Mann, H.B.; Whitney, D.R. On a test of whether one of two random variables is stochastically larger than the other. *Annals of Mathematical Statistics* **1947**, *18*, 50-60. <https://doi.org/10.1214/aoms/1177730491>
34. Kruskal, W.H.; Wallis, W.A. Use of ranks in one-criterion variance analysis. *J Am Stat Assoc* **1952**, *47*, 583-621. <https://doi.org/10.2307/2280779>
35. Dunn, O.J. Multiple comparisons among means. *J Am Stat Assoc* **1961**, *56*, 52-64. <https://doi.org/10.1080/01621459.1961.10482090>
36. Beyer, M.; Junk, J.; Eickermann, M.; Clermont, A.; Kraus, F.; Georges, C.; Reichart, A.; Hoffmann, L. Winter honey bee colony losses, *Varroa destructor* control strategies, and the role of weather conditions: Results from a survey among beekeepers. *Res Vet Sci* **2018**, *118*, 52-60. <https://doi.org/10.1016/j.rvsc.2018.01.012>
37. Guzmán-Novoa, E.; Eccles, L.; Calvete, Y.; MCGowan, J.; Kelly, P.G.; Correa-Benítez, A. *Varroa destructor* is the main culprit for the death and reduced populations of overwintered honey bee (*Apis mellifera*) colonies in Ontario, Canada. *Apidologie* **2010**, *41*, 443-450. <https://doi.org/10.1051/apido/2009076>
38. Haber, A.I.; Steinhauer, N.A.; vanEngelsdorp D. Use of chemical and nonchemical methods for the control of *Varroa destructor* (Acari: Varroidae) and associated winter colony losses in U.S. beekeeping operations. *J Econ Entomol* **2019**, *112*, 1509-1525. <https://doi.org/doi:10.1093/jee/toz088>
39. Oberreiter, H.; Brodschneider, R. Austrian COLOSS Survey of honey bee colony winter losses 2018/19 and Analysis of Hive Management Practices. *Diversity* **2020**, *12*, 99. <https://doi.org/doi:10.3390/d12030099>
40. Vercelli, M.; Croce, L.; Mancuso, T. An economic approach to assess the annual stock in beekeeping farms: The honey bee colony inventory tool. *Sustainability* **2020**, *12*, 9258. <https://doi.org/10.3390/su12219258>
41. Tlak Gajger, I.; Sušec, P. Efficacy of varroacidal food additive appliance during summer treatment of honeybee colonies (*Apis mellifera*). *Veterinarski arhiv* **2019**, *89*, 87-96. <https://doi.org/10.24099/vet.arhiv.0441>
42. EMA, **2017**. European Medicines Agency, EPAR summary for the public. Available online: <https://www.ema.europa.eu/> (accessed on 19 June 2021).
43. Higes, M.; Meana, A.; Suárez, M.; Llorente, J. Negative long-term effects on bee colonies treated with oxalic acid against *Varroa jacobsoni* Oud. *Apidologie* **1999**, *30*, 289-292. <https://doi.org/10.1051/apido:19990404>
44. Martin-Hernandez, R.; Higes, M.; Perez, J.L.; Nozal, M.J.; Gomez, L.; Meana, A. Short term negative effect of oxalic acid in *Apis mellifera* iberiensis. *Span J Agric Res* **2007**, *5*, 474-480. <https://doi.org/10.5424/sjar/2007054-270>
45. Gregorc, A. & Škerl, M.I. Toxicological and immunohistochemical testing of honeybees after oxalic acid and rotenone treatments. *Apidologie* **2007**, *38*(3), 296-305. <https://doi.org/10.1051/apido:2007014>
46. Keyhani, J.; Keyhani, E. EPR study of the effect of formate on cytochrome c oxidase (1980). *Biochem Biophys Res Commun* **1980**, *92*, 327-333. [https://doi.org/10.1016/0006-291X\(80\)91556-9](https://doi.org/10.1016/0006-291X(80)91556-9)
47. Song, C.; Scharf, M.E. Formic acid: A neurologically active, hydrolyzed metabolite of insecticidal formate esters. *Pestic Biochem Physiol* **2008**, *92*, 77-82. <https://doi.org/10.1016/j.pestbp.2008.06.005>
48. Underwood, R.M.; Currie, R. The effects of temperature and dose of formic acid on treatment efficacy against *Varroa destructor* (Acari: Varroidae), a parasite of *Apis mellifera* (Hymenoptera: Apidae). *Exp App Acarol* **2003**, *29*, 303-313. <https://doi.org/10.1023/A:1025892906393>

- 
49. Fries, I. Treatment of sealed honey bee brood with formic acid for control of *Varroa jacobsoni*. *Am Bee J* **1991**, *131*, 313-314.
  50. Johnson, R.M. ; Ellis, M.D. ; Mullin, C.A.; Frazier, M. Pesticides and honey bee toxicity USA. *Apidologie* **2010**, *41*, 312-331. <https://doi.org/10.1051/apido/2010018>
  51. Pietropaoli, M.; Tlak Gajger, I.; Costa, C.; Gerula, D.; Wilde, J.; Adjlane, N.; Aldea-Sánchez, P.; Smodiš Škerl, M.; Bubnič, J.; Formato, G. Evaluation of Two Commonly Used Field Tests to Assess *Varroa destructor* Infestation on Honey Bee (*Apis mellifera*) Colonies. *Appl Sci* **2021**, *11(10)*, 4458. <https://doi.org/10.3390/app11104458>
  52. Rivera-Gomis, J.; Bubnič, J.; Ribarits, A.; Moosbeckhofer, R.; Alber, O.; Kozmus, P.; Jannoni-Sebastianini, R.; Haefeker, W.; Köglberger, H.; Smodiš Škerl, M.I.; Tiozzo, B.; Pietropaoli, M.; Lubroth, J.; Raizman, E.; Lietaer, C.; Zilli, R.; Eggenhoeffner, R.; Higes, M.; Muz, M.N.; D'Ascenzi, C.; Riviere, M.P.; Gregorc, A.; Cazier, J.; Hassler, E; Wilkes, J.; Formato, G. Good farming practices in apiculture. *Rev Sci Tech* **2019**, *38(3)*, 879-890. <https://doi.org/10.20506/rst.38.3.3032>