

Article

Palladium-catalyzed Dehydrogenative C-2 Alkenylation of 5-Arylimidazoles and Related Azoles with Styrenes

Marco Lessi ¹, Attilio Nania ¹, Melania Pittari,¹ Laura Lodone ^{1,2}, Angela Cuzzola ¹ and Fabio Bellina ^{1,*}

¹ Dipartimento di Chimica e Chimica Industriale, Via Moruzzi 13, 56124 Pisa, Italy

² Present address: SGS Italia S.p.A., Via Colombara 115, 30176 Malcontenta (VE), Italy

* Correspondence: fabio.bellina@unipi.it; Tel.: +39 0502219282

Abstract: The construction of carbon-carbon bonds by direct involvement of two unactivated carbon-hydrogen bonds, without any directing group, ensures an high atom economy of the entire process. Here it is described a simple protocol for the Pd(II)/Cu(II)-promoted intermolecular cross-dehydrogenative coupling (CDC) of 5-arylimidazoles, benzimidazoles, benzoxazole and 4,5-diphenylimidazole at their C-2 position with functionalized styrenes. This specific CDC, known as Fujiwara-Moritani reaction or oxidative Heck coupling, allowed also the C-4 alkenylation of the imidazole nucleus when both 2 and 5 positions are occupied.

Keywords: C-H activation, imidazoles, Fujiwara-Moritani reaction, dehydrogenative coupling, oxidative Heck coupling, styrenes, palladium catalysis, copper salts

1. Introduction

Transition metal-catalyzed carbon-carbon bond-forming reactions that occur by breaking of carbon-hydrogen bonds are attracting increasing interest in modern synthetic organic chemistry since this approach does not require any pre-activation of the starting materials.[1-11] When compared with conventional cross-coupling methodologies that require the use of organic halides and/or preformed organometallic reagents this strategy, known as cross dehydrogenative coupling (CDC), allows to obtain a high degree of atom economy and structural complexity in the target molecule, while ensuring high chemoselectivity. In addition, unlike traditional cross-couplings, the possibility of avoiding the use of metals and halogens in stoichiometric quantities reduces the production of inorganic waste.

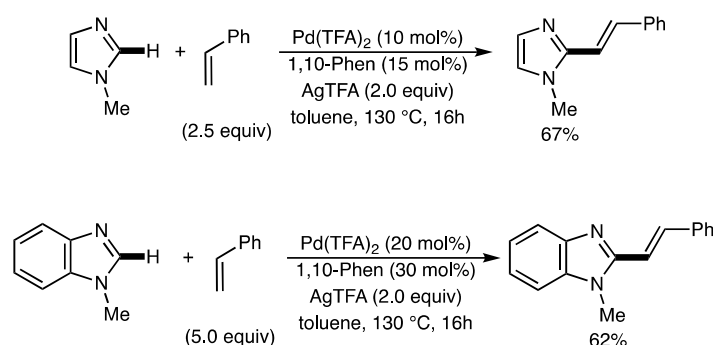
In this context, the palladium-catalyzed cross-coupling between (hetero)arenes and terminal alkenes, known as the Fujiwara–Moritani reaction or even oxidative Heck coupling,[12-14] represents one of the most classic CDC reactions for the functionalization of (hetero)arenes.[2-4, 6, 11, 15-17]

Although this reaction was first reported in 1967,[12] and thus historically precedes the development of the Mizoroki–Heck alkenylation,[18, 19] problems related to poor regioselectivity and the need to use oxidants have in the past limited its application in favor of both the aforementioned Mizoroki–Heck alkenylation and the traditional cross-coupling procedures, and also the most recent direct alkenylation of aromatic C-H bonds, also catalyzed by transition metals, involving alkenyl halides.[20-26] If problems associated with the use of oxidants in stoichiometric quantities can be overcome by the latest electrochemical approaches,[27-30] the achievement of high regioselectivity is still often an issue to be solved. In this regard, however, it is important to note that when the reaction is conducted using a heteroarene as a partner, the presence of one or more heteroatoms leads to an innate distinction among the different C-H bonds, thus allowing with appropriate optimization of the reaction conditions the selective involvement of a specific Csp²-H bond.

Due to our continuous interest in the development of methods for the palladium-catalyzed regioselective C-H functionalization of azoles and in their application to the preparation of new organic materials,[31-36] we recently decided to evaluate the Fujiwara-Moritani reaction as an atom economy way to achieve the preparation of styryl-

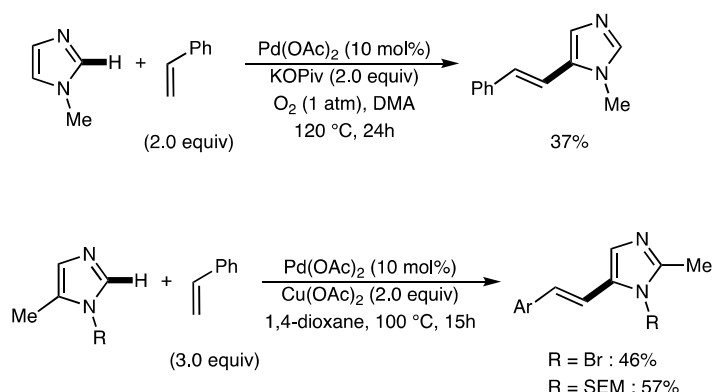
substituted imidazoles. Our interest in this investigation was also given by the fact that while several procedures are reported for the dehydrogenative alkenylation of indoles, pyrroles, and oxazoles,[4, 11] to the best of our knowledge only two papers reported the synthesis of styryl-substituted imidazoles by dehydrogenative alkenylation, both using only unfunctionalized styrene as the coupling partner.

In a study mainly devoted to the dehydrogenative C-2 alkenylation of benzoxazole, in 2014 Ong and coworkers reported the synthesis of 1-methyl-2-styrylimidazole and 1-methyl-2-styrylbenzimidazole starting from the corresponding 1-methylazoles and 2.5-5 equiv of styrene, in the presence of 10-20 mol% palladium(II) trifluoroacetate ($\text{Pd}(\text{TFA})_2$) as the pre-catalyst, 15-30 mol% 1,10-phenanthroline (1,10-Phen) as the ligand, 1.0-2.0 equiv of silver(I) trifluoroacetate (AgTFA) as the oxidant, in toluene at 130 °C for 16h (Scheme 1).[37]



Scheme 1. Cross-dehydrogenative C-2 alkenylation of 1-methylimidazole and 1-methylbenzimidazole with styrene, according to Ong and co-workers.[37]

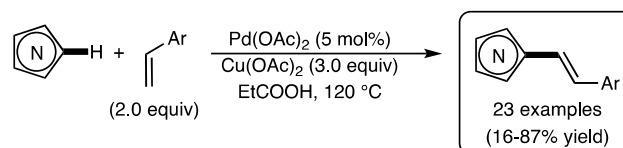
In 2018, Joo and co-workers described a protocol for the regioselective C-5 alkenylation of 1-substituted imidazoles (Scheme 2).[38] The optimized conditions involved the coupling of 1-methylimidazole with 2.0 equiv of styrene in the presence of 10 mol% palladium(II) acetate ($\text{Pd}(\text{OAc})_2$), 2.0 equiv potassium pivalate (KO^iPr) in *N,N*-dimethylacetamide (DMA) at 120 °C for 24h under an oxygen atmosphere. When 1,2-disubstituted imidazoles were used as the reaction partners, the authors found better to perform the coupling using copper (II) acetate ($\text{Cu}(\text{OAc})_2$) as the stoichiometric oxidant instead of oxygen, in dioxane at 100 °C for 15 h.



Scheme 2. Cross-dehydrogenative C-5 alkenylation of 1-substituted imidazoles with styrene, according to Joo and co-workers.[38]

In this paper we are pleased to summarize our efforts in finding an effective and simple protocol for the dehydrogenative alkenylation of imidazole derivatives, which allowed us to develop a simple procedure for the dehydrogenative alkenylation of 5-aryl-1-methylimidazoles and some related azoles with functionalized styrenes (Scheme 3). The

optimized reaction conditions involve the use of propanoic acid as the solvent at 120 °C, in the presence of $\text{Pd}(\text{OAc})_2$ as the pre-catalyst and $\text{Cu}(\text{OAc})_2$ as the oxidant.

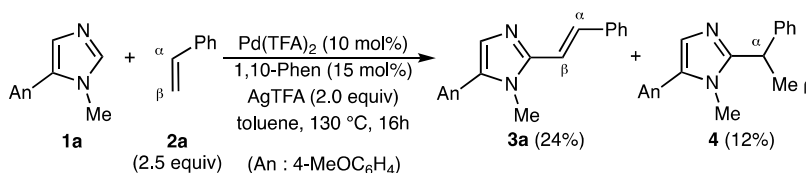


Scheme 3. Our protocol for the cross-dehydrogenative Pd(II)/Cu(II)-mediated alkenylation of imidazoles

2. Results and Discussion

2.1. Screening of the reaction conditions

At the onset of our study, we decided to test the efficiency of the Ong protocol by trying a dehydrogenative alkenylation of 5-(4-methoxyphenyl)-1-methyl-1*H*-imidazole (**1a**) with styrene (**2a**), chosen as model reaction partners. Hence, **1a** and 2.5 equiv of **2a** were reacted in the presence of 10 mol% $\text{Pd}(\text{TFA})_2$, 15 mol% 1,10-Phen and 2.0 equiv Ag-TFA (Scheme 4).



Scheme 4. Dehydrogenative alkenylation of imidazole **1a** with styrene (**1a**) using the Ong protocol.[37]

After stirring the reaction mixture for 16h at 130 °C in toluene an unsatisfactory 59% GLC conversion of **1a** was observed. Moreover, the required alkenyl-substituted imidazole **3a** was formed in a 58:42 GLC ratio with the 2-alkylimidazole **4**. These derivatives were isolated in 24 and 12% yields, respectively, and their structures confirmed by NMR analyses. The unexpected formation of compound **4** can be explained by admitting that the carbopalladation of styrene by the Pd-imidazole complex (resulting from the activation of the heteroaromatic C2-H bond) occurred with not complete regioselectivity.[11]

An even worse result was observed when **1a** and **2a** were reacted using the Joo protocol,[38] i.e. in the presence of 10 mol% $\text{Pd}(\text{OAc})_2$ and 2.0 equiv of KOAc in DMA under an oxygen atmosphere. In fact, the GLC conversion of **1a** after 24h at 120 °C was less than 15% (result not shown).

These unsatisfactory results prompted us to search for alternative reaction conditions. Considering that classical Fujiwara-Moritani protocols require the use of simple carboxylic acid (such as acetic acid) as the reaction solvent,[3, 13] and that many of the reported procedures for the dehydrogenative alkenylation of azoles have been carried out in acidic solvents,[4, 11] we decided to start a screening of the reaction conditions using a carboxylic acid as the solvent and examining the influence of the nature of the solvent, the oxidant, and the palladium pre-catalyst on the reaction outcome.

Due to the fact that no protocols for the dehydrogenative alkenylation of imidazoles using acidic solvents were reported, we started our trial performing the reaction between imidazole **1a** and styrene (**2a**) under reaction conditions very similar to those described by Miura and co-workers in 2010 for the regioselective C-5 dehydrogenative alkenylation of 2-substituted oxazoles and thiazoles.[39] Hence, **1a** and 2.0 equiv of **2a** were stirred at 120 °C in propionic acid (EtCOOH), in the presence of 5 mol% palladium(II) acetate ($\text{Pd}(\text{OAc})_2$) and 3.0 equiv of silver(I) acetate (AgOAc) (entry 1, Table 1). After 24h the expected C-2 alkenylated imidazole **3a** was obtained in 33% GLC yield, along with a higher

molecular weight side product, that was preliminarily identified by GLC-MS and UPLC-MS analyses to be the bis-alkenylated imidazole **5a**.

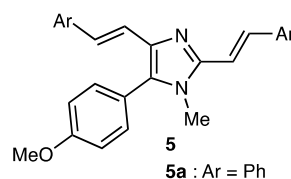
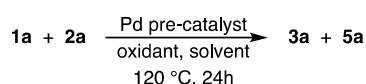


Table 1. Screening of the reaction conditions for the palladium-catalyzed dehydrogenative alkenylation of 1-methyl-5-(4-methoxyphenyl)imidazole (**1a**) with styrene (**2a**)



Entry ¹	Oxidant	Solvent	1a Conversion (GLC %)	Yield of 3a (%) ²	3a:5a ratio (AP%) ³
1	AgOAc	EtCOOH	90	33	68:32
2	AgOAc	AcOH	69	24	65:35
3	AgOAc	PivOH	64	23	60:40
4	Ag ₂ CO ₃	EtCOOH	93	32	61:39
5	Ag ₂ O	EtCOOH	79	38	70:30
6	AgTFA	EtCOOH	75	35	66:35
7	Cu(OAc) ₂	EtCOOH	>95	61(56) ⁴	76:24
8 ⁵	Cu(OAc) ₂	EtCOOH	81	39	82:18
9 ⁶	Cu(OAc) ₂	EtCOOH	<5	traces	–
10 ⁷	Cu(OAc) ₂	EtCOOH	<5	traces	–
11	CuO	EtCOOH	>95	31	52:48
12	CuCl ₂	EtCOOH	<5	traces	–
13	PhI(OAc) ₂	EtCOOH	<5	traces	–
14	NMO	EtCOOH	<5	traces	–
15 ⁸	Cu(OAc) ₂	EtCOOH	>95	50(42)	74:26
16 ⁹	Cu(OAc) ₂	EtCOOH	94	37	69:31
17	Cu(OAc) ₂	EtCOOH/DMF	91	44	61:39
18	Cu(OAc) ₂	EtCOOH/NMP	94	45	56:44

¹ Reaction conditions: **1a** (0.5 mmol), **2a** (1.0 mmol), Pd(OAc)₂ (0.025 mmol), oxidant (1.5 mmol), solvent (5.0 mL) for 24h at 120 °C (oil bath temperature) under an argon atmosphere, unless otherwise reported. ² GLC yield vs. PPh₃. In parentheses isolated yield. ³ AP% is the area percent of the products in the GLC chromatogram. AP% values are uncorrected for the differences in GLC response factors. ⁴ Compound **5a** was also isolated in 13% yield. ⁵ This reaction was carried out using 0.5 mmol of **2a**. ⁶ This reaction was performed at 80 °C (oil bath temperature). ⁷ This reaction was carried out under a dioxygen atmosphere. ⁸ This reaction was carried out using PdCl₂ (0.025 mmol) as pre-catalyst. ⁹ This reaction was carried out using Pd(acac)₂ (0.025 mmol) as pre-catalyst.

With the aim of evaluating the influence of the carboxylic acid, we then carried out the Ag(I)-promoted coupling using acetic acid and pivalic acid as the reaction solvent (entries 2 and 3, Table 1). However, both the acidic solvents revealed less effective in promoting the alkenylation when compared with propionic acid, scoring a 24 and 23% GLC yields, respectively. As recently reported,[40] the efficiency of C-H activation reactions carried out using palladium catalysts with carboxylate ligands strictly depends on the pK_a of the carboxylic acid used as the solvent. It is in fact necessary to find a balance between the generation of an active catalyst and the N-3 protonation of the imidazole nucleus with its consequent deactivation. In our case, the pK_a of propionic acid (4.87) is intermediate between that of pivalic acid (5.05) and acetic acid (4.76), which means that acetic acid gave

a higher percentage of unreactive imidazolium salt, while pivalic acid is not enough acid to generate an active catalyst.

Notably, while the use of silver(I) salts different from AgOAc gave GLC yields ranging from 32 to 38% (entries 4-6, Table 1), when the alkenylation was performed in the presence of 3.0 equiv of copper(II) acetate ($\text{Cu}(\text{OAc})_2$) a relevant increase in the GLC yield of **3a** was observed, and the C-2 alkenylated product was isolated in a satisfactory 56% yield (entry 7, Table 1). From the crude reaction mixture we were also able to isolate the side-product **5a** in 13% yield.

In an attempt to reduce the amount of undesired double alkenylated imidazole **5a**, we lowered the amount of styrene to 1.0 equiv, but a parallel lowering of the **3a** yield without increasing significantly the selectivity was observed (entry 8, Table 1).

Lowering the reaction temperature from 120 °C to 80 °C led to a complete recovery of the reactants (entry 9, Table 1), and a similar negative result was observed when the coupling was performed under a dioxygen atmosphere (entry 10, Table 1).

None of other typical copper(II) salts tested gave results comparable with that obtained when $\text{Cu}(\text{OAc})_2$ was used. Actually, CuO gave **3a** in 31% GLC yield (entry 11, Table 1), while no reaction was observed when CuCl_2 was employed as the oxidant (entry 12, Table 1). The use of two typical organic oxidants, i.e. NMO and $\text{PhI}(\text{OAc})_2$ gave unsatisfactory results (entries 13 and 14, Table 1).

As regards the palladium pre-catalyst, replacing $\text{Pd}(\text{OAc})_2$ with PdCl_2 gave **3a** in a 50% GLC yield (entry 15, Table 1), while a lower 37% GLC yield was obtained when $\text{Pd}(\text{acac})_2$ was employed (entry 16, Table 1).

In order to reduce the amount of propionic acid, we tried also the alkenylation involving **1a** and **2a** using a 1:1 (v:v) mixtures of propionic acid with, respectively, DMF or NMP (entries 17-18, Table 1), but the presence of an organic solvent depletes the formation of the required alkenylimidazole **3a**.

2.2. Scope of the Pd-catalyzed dehydrogenative alkenylation of imidazoles and related azoles

Considering the results of the preliminary screening, the scope and limitations of this regioselective C-2 dehydrogenative alkenylation under the experimental conditions of entry 7, Table 1 were then evaluated by us. Hence, 5-aryl-1-methylimidazoles **1a-f** and styrenes **2a-g** (Figure 1) were reacted in the presence of 5 mol% $\text{Pd}(\text{OAc})_2$ and 3.0 equiv of $\text{Cu}(\text{OAc})_2$ in EtCOOH at 120 °C (Table 2).

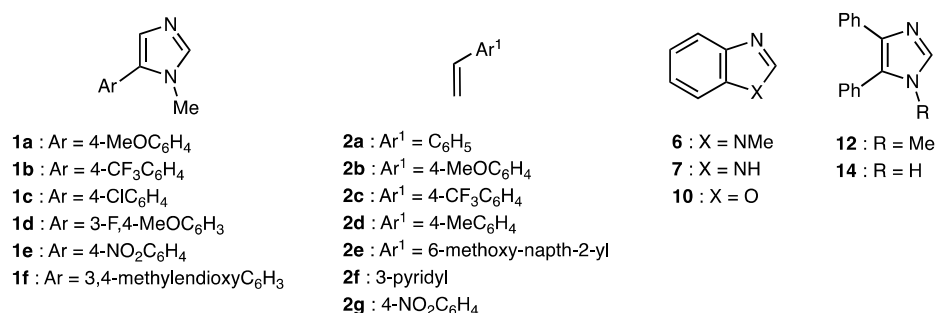
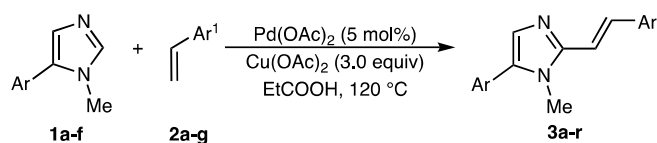


Figure 1. Chemical structures of imidazole derivatives **1a-f**, **6**, **7**, **10**, **12**, **14**, and of styrenes **2a-g**

As summarized in Table 2, all the 5-arylimidazoles **1a-f** gave the required 2-alkenyl substituted analogues in moderate to good yields. In details, 5-arylimidazoles **1a**, **1d**, and **1f**, bearing electron-rich aryl rings at their 5-position gave slightly better results, giving the alkenylated products **3a-f**, **3p** and **3r** in 41-61% isolated yield (entries 1-6, 16, and 18, Table 2). In contrast, 5-(4-trifluoromethylphenyl) imidazole **1b**, 5-(4-chlorophenyl)imidazole **1c**, and 5-(4-nitrophenyl)imidazole **1e** gave slightly lower yields when reacted with styrenes **2a-d** (entries 7-13, and 17, Table 2), confirming that the efficiency of this dehydrogenative coupling is related to the electronic nature of the C-5 aromatic substituent.

Table 2. Pd-catalyzed, Cu(II)-promoted synthesis of 2-alkenyl-5-aryl-1-methylimidazoles **3a-r** by intermolecular dehydrogenative alkenylation of imidazoles **1a-f** with styrenes **2a-g**

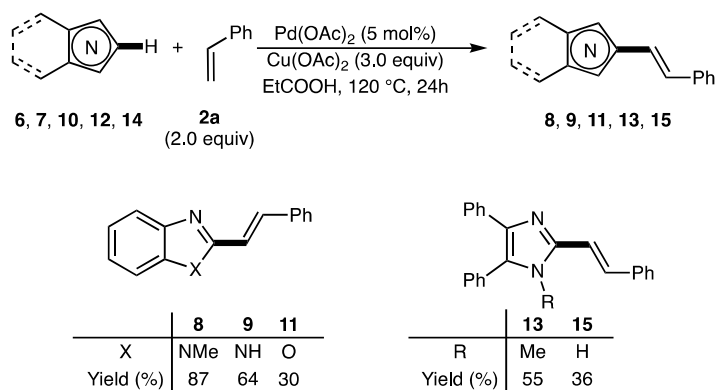
Entry ¹	Product 3	Ar	Ar ¹	Isolated yield (%) ^{2,3}
1	a	4-MeOC ₆ H ₄	C ₆ H ₅	56
2	b	4-MeOC ₆ H ₄	4-MeOC ₆ H ₄	41
3	c	4-MeOC ₆ H ₄	4-CF ₃ C ₆ H ₄	61
4	d	4-MeOC ₆ H ₄	4-MeC ₆ H ₄	49
5	e	4-MeOC ₆ H ₄	6-MeO-naphth-2-yl	51
6	f	4-MeOC ₆ H ₄	4-NO ₂ C ₆ H ₄	44
7	g	4-CF ₃ C ₆ H ₄	C ₆ H ₅	43
8	h	4-CF ₃ C ₆ H ₄	4-MeOC ₆ H ₄	41
9	i	4-CF ₃ C ₆ H ₄	4-MeC ₆ H ₄	44
10	j	4-CF ₃ C ₆ H ₄	4-CF ₃ C ₆ H ₄	50
11	k	4-ClC ₆ H ₄	C ₆ H ₅	45
12	l	4-ClC ₆ H ₄	4-MeOC ₆ H ₄	28
13	m	4-ClC ₆ H ₄	4-CF ₃ C ₆ H ₄	46
14	n	4-ClC ₆ H ₄	4-pyridyl	16 ⁴
15	o	4-ClC ₆ H ₄	4-NO ₂ C ₆ H ₄	27 ⁴
16	p	3-F,4-MeOC ₆ H ₃	4-MeOC ₆ H ₄	56
17	q	4-NO ₂ C ₆ H ₄	4-MeOC ₆ H ₄	30
18	r	3,4-MethylenedioxyC ₆ H ₃	4-MeOC ₆ H ₄	52

¹ Reaction conditions: **1** (0.5 mmol), **2** (1.0 mmol), Pd(OAc)₂ (0.025 mmol), Cu(OAc)₂ (1.5 mmol), EtCOOH (5.0 mL) for 24 h at 120 °C (oil bath temperature) under an argon atmosphere, unless otherwise reported. ² After 24 h the GLC conversion of **1** was >95%. ³ The observed selectivity **3** : **5** was higher than 75%. ⁴ The coupling was carried out for 72 h.

That electron-poor substituents negatively influence the coupling is evidenced also when styrenes **2f** and **2g** were employed as reaction partners, and it seems synergic with the effect exerted by electron-withdrawing groups at C-5 on the imidazole counterpart. Actually, while an acceptable 44% isolate yield was observed when imidazole **1a** was reacted with 4-nitrostyrene **2e** (entry 6, Table 2), a more significant reduction in the chemical yield was scored when the coupling partner was the 4-chlorophenyl substituted imidazole **1c** (entries 14 and 15, Table 2).

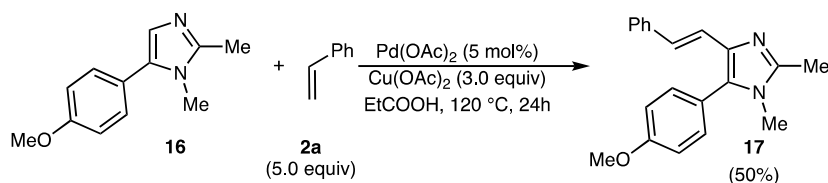
We were pleased to find that the reaction conditions summarized in Table 1, entry 7, are also well suited for the C-2 dehydrogenative alkenylation of 1-methyl-1*H*-benzimidazole (**6**) and 1*H*-benzimidazole (**7**). As summarized in Scheme 5, 1-methyl-2-styrylbenzimidazole **8** and 2-styrylbenzimidazole **9** were isolated in a satisfactory 87 and 64% yield, respectively. In contrast, the reaction involving benzofuran **10** with styrene gave the required 2-styrylbenzofuran **11** in a lower isolated yield (30%) (Scheme 5), while no product was observed when benzothiazole was submitted to the dehydrogenative alkenylation (result not shown).

A positive result was instead obtained in the C-2 alkenylation of 4,5-diphenyl-1-methyl-1*H*-imidazole (**12**) with styrene (**2a**). In fact, the expected 2-styryl-substituted derivative **13** was isolated in a satisfactory 55% yield (Scheme 5). However, when the coupling was carried out using the analogue NH-free imidazole **14** the expected 4,5-diphenyl-2-styrylimidazole **15** was recovered in 36% isolated yield (Scheme 5).



Scheme 5. Pd-catalyzed, Cu(II)-promoted dehydrogenative alkenylation of azoles **6**, **7**, **10**, **12**, and **14** with styrene (**2a**)

Finally, considering that also C4-H bond seems to be reactive when the other two positions on the imidazole ring are occupied due to the formation of side-products **5**, we tried also to force the C-4 alkenylation by using 5-(4-methoxyphenyl)-1,2-dimethyl-1*H*-imidazole (**16**) as a typical 2,5-disubstituted imidazole. Gratefully, when the reaction was carried out using 2-methyl substituted imidazole **16** and 5.0 equiv of **2a**, the expected C4-alkenylated imidazole **17** was recovered in a 50% isolated yield (Scheme 6).



Scheme 6. Pd-catalyzed, Cu(II)-promoted dehydrogenative alkenylation of 5-(4-methoxyphenyl)-1,2-dimethyl-1*H*-imidazole (**16**) with styrene (**2a**)

3. Materials and Methods

Melting points were recorded on a hot-stage microscope (Reichert Thermovar). Pre-coated silica gel PET foils (Sigma-Aldrich) were used for TLC analyses. GLC analyses were performed on a Dani GC 1000 instrument equipped with a PTV injector and recorded with a Dani DDS 1000 data station. Three types of capillary columns were used: an Agilent J&W HP-5ms column (30 m x 0.25 mm i.d. x 0.25 μ m), an Agilent J&W DB-5 column (30 m x 0.25 mm i.d. x 1 μ m) and an Alltech AT-35 FSOT column (30 m x 0.25 mm i.d. x 0.25 μ m). EI-MS spectra were recorded at 70 eV by GLC-MS, performed on an Agilent 6890N gas-chromatograph interfaced with an Agilent 5973N mass detector. The ESI spectra were acquired on a Acquity QDa Water spectrometer (Temperature Probe: 600 $^{\circ}$ C; ESI capillary voltage 1.5 V; Cone voltage 15 V; mass range 200-1000) coupled with a Acquity HUPLC Water (Phase A 95/5 H₂O/ACN + 0.1% Formic Acid, Phase B 5/95 H₂O/ACN + 0.1% Formic Acid; Column Acquity UPLC 2.1x100 mm, BEH C18, 1.7 μ m; Flow 0.6 mL/min). Elementar analyses were acquired with an Elementar Vario Micro Cube in CHNS mode. ¹H NMR spectra were recorded on a Varian Gemini 200 or on a Bruker 400 MHz spectrometer using TMS as an internal standard. The following notation was used in order to report NMR spectra: s = singlet, bs = broad singlet, d = doublet, dd = double doublet, t = triplet, dt = double triplet, q = quadruplet. The ¹³C NMR spectra were recorded at 50 or 100 MHz, using Varian Gemini or Bruker instrument respectively, and the spectra were referred to the signal of the solvent. Unless otherwise stated all the reactions were performed under a positive atmosphere of argon by standard syringe, cannula and septa techniques. All the liquid styrenes **2a-d,f** were purified by distillation at reduced pressure over CaH₂. Propionic acid was distilled at atmospheric pressure. 5-(4-Methoxyphenyl)-1-methyl-1*H*-imidazole (**1a**), 1-methyl-5-(4-(trifluoromethyl)phenyl)-1*H*-imidazole (**1b**) 1-

methyl-5-(4-chlorophenyl)-1H-imidazole (**1c**), 5-(3-fluoro-4-methoxyphenyl)-1-methyl-1H-imidazole (**1d**), 5-(4-nitrophenyl)-1-methyl-1H-imidazole (**1e**), 5-(benzo[d][1,3]dioxol-5-yl)-1-methyl-1H-imidazole (**1f**) were synthesized according to literature procedure previously developed by us.[41] The following compounds were prepared according to reported procedures: 1-Methyl-4,5-diphenyl-1H-imidazole (**12**) (yield: 80%),[42] 5-(4-methoxyphenyl)-1,2-dimethyl-1H-imidazole (**16**) (yield: 66%),[43] 1-nitro-4-vinylbenzene (**2g**) (yield: 61%).[44] All the other commercially available reagents and solvents were used as received.

3.1. (E)-5-(4-Methoxyphenyl)-1-methyl-2-styryl-1H-imidazole (**3a**) and 5-(4-methoxyphenyl)-1-methyl-2-(1-phenylethyl)-1H-imidazole (**4**) (Scheme 4).

A mixture of 5-(4-methoxyphenyl)-1-methyl-1H-imidazole (**1a**) (94.0 mg, 0.5 mmol), styrene (**2a**) (0.14 mL, 130 mg, 1.25 mmol), Pd(TFA)₂ (16.6 mg, 0.05 mmol), 1,10-phenanthroline (13.5 mg, 0.075 mmol), and AgTFA (27.3 mg 1.0 mmol) in toluene (2 mL) was stirred in a Paar Microwave 50® reactor for 16 h at 130 °C. After cooling to room temperature, the mixture was diluted with AcOEt (20 ml) then filtered on celite and the filter was washed with 15 ml AcOEt and 20 ml CH₂Cl₂. The crude reaction mixture was concentrated under reduced pressure and the residue was purified by flash chromatography on silica gel with a mixture of toluene and AcOEt (50:50) as eluent. Concentration of the first eluted chromatographic fractions allowed isolation of compound **4** (17.5 mg, 12 % yield) as a light orange oil. ¹H NMR (400 MHz, CDCl₃): δ 7.35-7.27 (m, 3H), 7.26-7.18 (m, 4H), 7.02 (s, 1H), 6.95-6.90 (m, 2H), 4.16 (q, 1H, J=7Hz), 3.82 (s, 3H), 3.26 (s, 3H), 1.77 (d, 3H, J=7Hz). ¹³C NMR (100 MHz, CDCl₃): δ 159.30, 150.65, 143.87, 133.72, 130.24 (2C), 128.80 (2C), 127.30 (2C), 126.59, 125.50, 122.83, 114.07 (2C), 55.33, 38.91, 30.91, 21.86. EI-MS m/z (%): 292 (100), 277 (90), 262 (10), 233 (20), 215 (12), 201 (40). C₁₉H₂₀N₂O (292.38): calcd. C, 78.05; H, 6.90; N, 9.58; found C 77.98, H 6.89, N 9.56.

Concentration of the last eluted chromatographic fractions with pure AcOEt allowed isolation of compound **3a** (34.8 mg, 24 %) light-pink solid: m.p. 150-152 °C. ¹H NMR (400 MHz, CDCl₃): δ 7.63 (d, 1H, J=15.85 Hz), 7.54 (d, 2H, J=7.54), 7.40-7.22 (m, 5H), 7.09 (s, 1H), 7.00-6.92 (m, 3H), 3.84 (s, 3H), 3.64 (s, 3H). ¹³C NMR (100 MHz, CDCl₃): δ 159.39, 146.26, 136.69, 134.34, 132.12, 130.06 (2C), 128.68 (2C), 128.07, 127.49, 126.66 (2C), 122.23, 114.15(2C), 113.86, 55.24, 30.95. EI-MS m/z (%): 290 (31), 289 (100), 274 (6), 245 (10), 144 (5). C₁₉H₁₈N₂O (290.37): calcd. C, 78.59; H, 6.25; N, 9.65; found C 78.64, H 6.26, N 9.67.

Compound **3a** was also obtained in a 56% isolated yield from the Pd(OAc)₂-catalyzed reactions of **1a** and **2a** carried out using Ag₂O, AgTFA, or Cu(OAc)₂ as oxidant (entry 7, Table 1), and in 42% isolated yield when the alkenylation was performed using PdCl₂/Cu(OAc)₂ as pre-catalyst/oxidant (entry 15, Table 1).

3.2. Procedure for the screening of the reaction conditions for the Pd-Catalyzed dehydrogenative C2-alkenylation of 5-(4-methoxyphenyl)-1-methyl-1H-imidazole (**1a**) with styrene (**2a**) using carboxylic acids as reaction solvents.

A mixture of 5-(4-methoxyphenyl)-1-methyl-1H-imidazole (**1a**) (94 mg, 0.5 mmol), styrene (**2a**) (0.12 mL, 104 mg, 1.0 mmol), palladium pre-catalyst (0.025 mmol), oxidant (1.5 mmol), in the selected solvent (5 mL) was stirred for 24 h at 120 °C. After cooling to room temperature, when an Ag(I) oxidant was used the crude reaction mixture was diluted with AcOEt, and PPh₃ was added as internal standard. When a Cu(II) salt was used as oxidant, the crude reaction mixture was diluted with AcOEt and poured into a saturated aqueous NH₄Cl solution. The resulting mixture was basified with a few drops of aqueous NH₄OH, stirred in the open air for 0.5 h, and then extracted with AcOEt and with CH₂Cl₂. The organic extract was washed with water, dried, filtered, and PPh₃ was added as internal standard.

All the resulting mixtures were analyzed by GLC, GC-MS, and UPLC-MS. Table 1 summarizes the results of this screening.

3.2.1 (*E*)-5-(4-methoxyphenyl)-1-methyl-2-styryl-1H-imidazole (**3a**) and 5-(4-methoxyphenyl)-1-methyl-2,4-di(*E*)-styryl-1H-imidazole (**5a**)

The crude reaction mixture (entry 7, Table 1) was concentrated at reduced pressure and the residue was purified by flash chromatography on silica gel with a mixture of toluene and AcOEt (90:10) as eluent. Concentration of the first eluted chromatographic fractions allowed the isolation of compound **5a** (25.5 mg, 13%) as a yellow solid: m.p 57-58 °C. ¹H NMR (400 MHz, CDCl₃): δ 7.75 (d, J=15.8 Hz, 1H), 7.59-7.57 (m, 2H), 7.47-7.43 (m, 2H), 7.39-7.36 (m, 2H), 7.31-7.24 (m, 5H), 7.18-7.15 (m, 2H), 7.04-7.03 (m, 2H), 6.98 (d, J=15.8 Hz, 1H), 6.89 (d, J=15.8 Hz, 1H), 3.90 (s, 3H), 3.55 (s, 3H). ¹³C NMR (100 MHz, CDCl₃): δ 159.8, 145.9, 138.2, 137.2, 136.8, 133.3, 132.5, 131.9 (2C), 128.8 (2C), 128.5 (2C), 128.3, 127.2, 126.9 (2C), 126.8, 126.3 (2C), 121.6, 119.6, 114.4 (2C), 113.7, 55.4, 31.1. EI-MS m/z (%): 392 (90), 391 (100), 207 (6), 157 (10), 144 (13) 115 (6). C₂₇H₂₄N₂O (262.35): calcd. C, 82.62; H, 6.16; N, 7.14; found C 82.57, H 6.12, N 7.16.

Concentration of the last fractions, eluted with a mixture of toluene and AcOEt (50:50) allowed the isolation of compound **3a** (81.1 mg, 56%) as a light-pink solid, m.p. 151-152 °C. The physical and spectral properties of this compound are in agreement to those reported in paragraph 3.1.

3.3. General procedure for the Pd(II)/Cu(II)-promoted dehydrogenative alkenylation of azoles with styrenes

To a suspension of the appropriate azole **1a-f**, **6**, **7**, **10**, **12** or **14** (0.5 mmol), Pd(OAc)₂ (5.6 mg, 0.025 mmol), Cu(OAc)₂ (272.5 mg, 1.5 mmol) in EtCOOH (5 mL) the appropriate styrene **2a-g** (1.0 mmol) was added under vigorous stirring. The resulting mixture was heated for 24 h at 120 °C. After cooling to room temperature, the crude reaction mixture was diluted with AcOEt (50 mL) and sequentially washed with a 2:1 (v:v) solution of saturated aqueous NH₄Cl and aqueous NH₄OH (2x20 mL), H₂O (1x20 mL), and brine (1x20 mL). The aqueous phase was extracted with CH₂Cl₂ (2x20 mL). The combined organic extracts were washed with water, dried, and concentrated under reduced pressure. The residue was purified by flash chromatography on silica gel. This procedure was used to prepare compounds **3b-r** (Table 3), **8**, **9**, **11**, **13**, **15** (Scheme 5) and **17** (Scheme 6).

3.3.1 (*E*)-5-(4-methoxyphenyl)-2-(4-methoxystyryl)-1-methyl-1H-imidazole (**3b**)

The crude reaction product, which was obtained by Pd-catalyzed reaction of **1a** with **2b** (entry 2, Table 2), was purified by flash chromatography on silica gel with a mixture of CH₂Cl₂ and MeOH (97:3) as eluent to give **3b** (65.7 mg, 41 %) as a light-orange solid: m.p.=173-175 °C. ¹H NMR (400 MHz, CDCl₃): δ 7.58 (d, 1H, J=15.9 Hz), 7.48 (d, 2H, J=8.5 Hz), 7.30 (d, 2H, J=8.7), 7.07 (s, 1H), 6.97 (d, 2H, J=8.6 Hz), 6.90 (d, 2H, J=8.5 Hz), 6.82 (d, 1H, J=15.9 Hz), 3.84 (s, 3H), 3.82 (s, 3H), 3.62 (s, 3H). ¹³C NMR (100 MHz, CDCl₃): δ 159.87, 159.54, 146.81, 134.21, 132.20, 130.27 (2C), 129.69, 128.17 (2C), 127.45, 122.58, 114.31 (4C), 111.88, 55.46, 55.43, 31.14. EI-MS m/z (%): 320 (39), 319 (100), 304 (7), 276 (5), 160 (5). ESI-MS (+): m/z (%) = 321 (100) [M+H]⁺. C₂₀H₂₀N₂O₂ (320.39): calcd. C, 74.98; H, 6.29; N, 8.74; found C, 75.05, H, 6.31, N, 8.76.

3.3.2 (*E*)-5-(4-methoxyphenyl)-1-methyl-2-(4-(trifluoromethyl)styryl)-1H-imidazole (**3c**)

The crude reaction product, which was obtained by Pd-catalyzed reaction of **1a** with **2c** (entry 3, Table 2), was purified by flash chromatography on silica gel with a mixture of toluene and AcOEt (65/35) as eluent to give **3c** (109.2 mg, 61% yield) as yellow solid: m.p.=174-175 °C. ¹H NMR (400 MHz, CDCl₃): δ 7.60-7.47 (m, 5H), 7.26-7.23 (m, 2H), 7.05 (s, 1H), 6.97 (d, 1H, J=15.09 Hz), 6.94-6.90 (m, 2H), 3.79 (s, 3H), 3.60 (s, 3H). ¹³C NMR (100 MHz, CDCl₃): δ 159.77, 145.86, 140.41, 135.05, 130.53, 130.38(2C), 129.80 (q, J= 32.4 Hz), 128.18, 126.92 (2C), 125.82 (q, 2C, J=3.8 Hz), 124.29 (q, J=271.9 Hz), 122.26, 116.29, 114.42 (2C), 55.51, 31.23. EI-MS m/z (%): 358 (30), 357 (100), 342 (5), 313 (10). ESI-MS (+): m/z (%)

= 359 (100) [M+H]⁺. C₂₀H₁₇F₃N₂O (358.36): calcd. C, 67.03; H, 4.78; N, 7.82; found C, 66.97, H, 4.79, N, 7.80.

3.3.3 (E)-5-(4-methoxyphenyl)-1-methyl-2-(4-methylstyryl)-1H-imidazole (**3d**)

The crude reaction product, which was obtained by Pd-catalyzed reaction of **1a** with **2d** (entry 4, Table 2), was purified by flash chromatography on silica gel with a mixture of toluene and AcOEt (20/80) as eluent to give **3d** (74.5 mg, 49% yield) as dark orange solid: m.p.=124-129 °C. ¹H NMR (400 MHz, CDCl₃): δ 7.60 (d, 1H, J=15.9 Hz), 7.46-7.42 (m, 2H), 7.32-7.26 (m, 2H), 7.18-7.14 (m, 2H), 7.09 (s, 1H), 6.99-6.95 (m, 2H), 6.89 (d, 1H, J=15.9 Hz), 3.84 (s, 3H), 3.62 (s, 3H), 2.35 (s, 3H). ¹³C NMR (100 MHz, CDCl₃): δ 159.56, 146.67, 138.28, 134.35, 134.14, 132.46, 130.29 (2C), 129.56 (2C), 127.63, 126.79 (2C), 122.56, 114.32 (2C), 113.05, 55.45, 31.15, 21.41. EI-MS m/z (%): 304 (30), 303 (100), 288 (5), 259 (10), 144 (5). ESI-MS (+): m/z (%) = 305 (100) [M+H]⁺. C₂₀H₂₀N₂O (304.39): calcd. C, 78.92; H, 6.62; N, 9.20; found C, 79.02; H, 6.63; N, 9.22.

3.3.4 (E)-2-(2-(6-methoxynaphthalen-2-yl)vinyl)-5-(4-methoxyphenyl)-1-methyl-1H-imidazole (**3e**)

The crude reaction product, which was obtained by Pd-catalyzed reaction of **1a** with **2e** (entry 5, Table 2), was purified by flash chromatography on silica gel with a mixture of toluene and AcOEt (60/40) as eluent to give **3e** (94.5 mg, 51% yield) as brown solid: m.p.=184-186 °C. ¹H NMR (200 MHz, CDCl₃): δ 7.83-7.70 (m, 5H), 7.33-6.96 (m, 8H), 3.90-3.83 (m, 6H), 3.66 (s, 3H). ¹³C NMR (50 MHz, CDCl₃): δ 159.44, 157.96, 139.15, 129.68, 128.93, 127.31, 127.18, 126.69, 119.10, 114.18, 112.43, 55.36, 31.25, 28.75. EI-MS m/z (%): 370 (52), 369 (100), 326(8), 281 (7), 207 (60). ESI-MS (+): m/z (%) = 371 (100) [M+H]⁺. C₂₄H₂₂N₂O₂ (370.45): calcd. C, 77.81; H, 5.99; N, 7.56; found: C, 77.96; H, 6.00; N, 7.55

3.3.5 (E)-5-(4-methoxyphenyl)-1-methyl-2-(4-nitrostyryl)-1H-imidazole (**3f**)

The crude reaction product, which was obtained by Pd-catalyzed reaction of **1a** with **2g** (entry 6, Table 2), was purified by flash chromatography on silica gel with a mixture of toluene and AcOEt (60/40) as eluent to give **3f** (73.5 mg, 44% yield) as red solid: m.p.=195-197 °C. ¹H NMR (200 MHz, CDCl₃): δ 8.24-8.20 (m, 2H), 7.71-7.62 (m, 3H), 7.35-7.26 (m, 2H), 7.16 (s, 1H), 7.08-6.95 (m, 3H), 3.87 (s, 3H), 3.71 (s, 3H). ¹³C NMR (50 MHz, CDCl₃): δ 159.66, 146.88, 145.33, 143.26, 135.39, 130.23 (2C), 129.16, 128.43, 127.04 (2C), 124.20 (2C), 121.83, 117.86, 114.31 (2C), 55.46, 31.25. EI-MS m/z (%): 335 (28), 334 (100), 304(14), 288 (38), 207 (13). ESI-MS (+): m/z (%) = 336 (100) [M+H]⁺. C₁₉H₁₇N₃O₃ (335.36): calcd. C, 68.05; H, 5.11; N, 12.53; found C, 68.18; H, 5.12; N, 12.52.

3.3.6 (E)-1-methyl-2-styryl-5-(4-(trifluoromethyl)phenyl)-1H-imidazole (**3g**)

The crude reaction product, which was obtained by Pd-catalyzed reaction of **1b** with **2a** (entry 7, Table 2), was purified by flash chromatography on silica gel with a mixture of toluene and AcOEt (80/20) as eluent to give **3g** (70.6 mg, 43% yield) as yellow solid: m.p.=163-165 °C. ¹H NMR (400 MHz, CDCl₃): δ 7.73-7.65 (m, 3H), 7.58-7.47 (m, 4H), 7.40-7.35 (m, 2H), 7.32-7.28 (m, 1H), 7.22 (s, 1H), 6.97 (d, 1H, J=15.9 Hz), 3.71 (s, 3H). ¹³C NMR (100 MHz, CDCl₃): δ 147.91, 133.74, 133.70, 133.68, 133.26, 129.85 (q, 1C, J=32.6 Hz), 129.26, 128.92 (2C), 128.72 (2C), 128.59, 126.99 (2C), 125.91 (q, 2C, J=3.75 Hz), 124.14 (q, 1C, J=272.2 Hz), 113.49, 31.51. EI-MS m/z (%): 328 (30), 327 (100), 312 (10), 128 (5). ESI-MS (+): m/z (%) = 329 (100) [M+H]⁺. C₁₉H₁₅F₃N₂ (328.34): calcd. C, 69.50; H, 4.61; N, 8.53; found C, 69.60; H, 4.62; N, 8.52.

3.3.7 (E)-2-(4-methoxystyryl)-1-methyl-5-(4-(trifluoro-methyl)phenyl)-1H-imidazole (**3h**)

The crude reaction product, which was obtained by Pd-catalyzed reaction of **1b** with **2b** (entry 8, Table 2), was purified by flash chromatography on silica gel with a mixture of

toluene and AcOEt (60/40) as eluent to give **3h** (73.4 mg, 41% yield) as yellow solid: m.p.=193-195 °C. ¹H NMR (400 MHz, CDCl₃): δ 7.71-7.67 (m, 2H), 7.63 (d, 1H, J=15.8 Hz), 7.54-7.46 (m, 4H), 7.21 (s, 1H), 6.93-6.89 (m, 2H), 6.83 (d, 1H, J=15.9 Hz), 3.83(s, 3H), 3.69 (s, 3H). ¹³C NMR (100 MHz, CDCl₃): δ 160.13, 148.34, 133.81, 133.43, 133.00, 129.75 (q, 1C, J=32.9 Hz), 129.40, 129.12, 128.70 (2C), 128.41 (2C), 125.87 (q, 2C, J=3.7 Hz), 124.16(q, 1C, J=271.8 Hz), 114.39 (2C), 111.36, 55.45, 31.49. EI-MS m/z (%): 358 (30), 357 (100), 342 (8), 314 (15), 299 (8). ESI-MS (+): m/z (%) = 359 (100) [M+H]⁺. C₂₀H₁₇F₃N₂O (358.36): calcd. C, 67.03; H, 4.78; N, 7.82; found C, 67.16; H, 4.79; N, 7.81.

3.3.8 (E)-1-methyl-2-(4-methylstyryl)-5-(4-(trifluoro-methyl)phenyl)-1H-imidazole (**3i**)

The crude reaction product, which was obtained by Pd-catalyzed reaction of **1b** with **2d** (entry 9, Table 2), was purified by flash chromatography on silica gel with a mixture of toluene and AcOEt (40/60) as eluent to give **3i** (75.3 mg, 44% yield) as yellow solid: m.p.=200-202 °C. ¹H NMR (400 MHz, CDCl₃): δ 7.71-7.67 (m, 2H), 7.65 (d, 1H, J=15.9 Hz), 7.52-7.48 (m, 2H), 7.47-7.43 (m, 2H), 7.21 (s, 1H), 7.20-7.16 (m, 2H), 6.91 (d, 1H, J=15.8 Hz), 3.69 (s, 3H), 2.36 (s, 3H). ¹³C NMR (100 MHz, CDCl₃): δ 148.13, 138.70, 133.83, 133.75, 133.12, 129.75 (q, 1C, J=32.7 Hz), 129.64 (2C), 129.19 (2C), 128.67 (2C), 126.94 (2C), 125.87(q, 2C, J=3.70 Hz), 124.23 (q, 1C, J=272.0 Hz), 112.50, 31.50, 21.44. EI-MS m/z (%): 342 (30), 341 (100), 326 (5), 170 (5). ESI-MS (+): m/z (%) = 343 (100) [M+H]⁺. C₂₀H₁₇F₃N₂ (342.37): calcd. C, 70.16; H, 5.01; N, 8.18; found C, 70.20; H, 5.02; N, 8.17.

3.3.9 (E)-1-methyl-5-(4-(trifluoromethyl)phenyl)-2-(4-(trifluoromethyl)-styryl)-1H-imidazole (**3j**)

The crude reaction product, which was obtained by Pd-catalyzed reaction of **1b** with **2c** (entry 10, Table 2), was purified by flash chromatography on silica gel with a mixture of petroleum ether and AcOEt (70/30) as eluent to give **3j** (82.7 mg, 50% yield) as yellow solid: m.p.=146-148 °C. ¹H NMR (400 MHz, CDCl₃): δ 7.75-7.61 (m, 7H), 7.55-7.51 (m, 2H), 7.25 (s, 1H), 7.06 (d, 1H, J=15.8 Hz), 3.75. (s, 3H). ¹³C NMR (100 MHz, CDCl₃): δ 147.24, 140.07, 133.75, 133.48, 131.87, 130.12 (q, 2C, J=32.7 Hz), 129.57, 128.86 (2C), 127.07 (2C), 125.99 (q, 2C, J=3.8 Hz), 125.89 (q, 2C, J=3.8 Hz), 124.24 (q, 1C, J=271.8 Hz), 124.14 (q, 1C, J=271.8 Hz), 115.77, 31.55. EI-MS m/z (%): 396 (30), 395 (100), 380 (10), 378 (10), 327 (5), 196 (5). ESI-MS (+): m/z (%) = 397 (100) [M+H]⁺. C₂₀H₁₄F₆N₂ (396.34): calcd. C, 60.61; H, 3.56; N, 7.07; found C, 60.55; H, 3.57; N, 7.06.

3.3.10 (E)-5-(4-chlorophenyl)-1-methyl-2-styryl-1H-imidazole (**3k**)

The crude reaction product, which was obtained by Pd-catalyzed reaction of **1c** with **2a** (entry 11, Table 2), was purified by flash chromatography on silica gel with a mixture of CH₂Cl₂ and MeOH (97/3) as eluent to give **3k** (70.5 mg, 45% yield) as yellow solid: m.p.=163-165 °C. ¹H NMR (400 MHz, CDCl₃): δ: 7.65 (d, 1H, J=15.9 Hz), 7.56-7.52 (m, 2H), 7.45-7.27 (m, 7H), 7.15 (s, 1H), 6.95 (d, 1H, J=15.9 Hz), 3.65 (s, 3H). ¹³C NMR (100 MHz, CDCl₃): δ 147.28, 136.70, 134.07, 133.48, 133.17, 129.99 (2C), 129.14 (2C), 128.88 (2C), 128.51, 128.44, 126.92 (2C), 113.67, 31.31. EI-MS m/z (%): 296 (10), 295 (30), 294 (28), 293 (100), 278 (10), 128 (10). ESI-MS (+): m/z (%) = 295 (100), 297 (39) [M+H]⁺. C₁₈H₁₅ClN₂ (294.78): calcd. C, 73.34; H, 5.13; N, 9.50; found C, 73.15; H, 5.14; N, 9.49.

3.3.11 (E)-5-(4-chlorophenyl)-2-(4-methoxystyryl)-1-methyl-1H-imidazole (**3l**)

The crude reaction product, which was obtained by Pd-catalyzed reaction of **1c** with **2b** (entry 12, Table 2), was purified by flash chromatography on silica gel with a mixture of toluene and AcOEt (70/30) to give **3l** (45.4 mg, 28% yield) as yellow solid: m.p.=169-171 °C. ¹H NMR (400 MHz, CDCl₃): δ 7.59 (d, 1H, J=15.8 Hz), 7.50-7.46 (m, 2H), 7.42-7.38 (m, 2H), 7.31-7.27 (m, 2H), 7.12 (s, 1H), 6.91-6.87 (m, 2H), 6.80 (d, 1H, J=15.9 Hz), 3.81(s, 3H), 3.62 (s, 3H). ¹³C NMR (100 MHz, CDCl₃): δ 159.96, 147.62, 133.88, 133.17, 132.83, 129.88 (2C), 129.44, 129.06 (2C), 128.62, 128.25, 128.23, 114.30 (2C), 111.51, 55.39, 31.25. EI-MS m/z

(%): 326 (10), 325 (34), 324 (32), 323 (100), 308 (7), 280 (10). ESI-MS (+): m/z (%) = 325 (100), 327 (36) $[M+H]^+$. $C_{19}H_{17}ClN_2O$ (324.81): calcd. C, 70.26; H, 5.28; N, 8.62; found C, 70.41; H, 5.27; N, 8.63.

3.3.12 (E)-5-(4-chlorophenyl)-1-methyl-2-(4-(trifluoromethyl)styryl)-1H-imidazole (**3m**)

The crude reaction product, which was obtained by Pd-catalyzed reaction of **1c** with **2c** (entry 13, Table 2), was purified by flash chromatography on silica gel with a mixture of CH_2Cl_2 and MeOH (99/1) to give **3m** (83.3 mg, 46% yield) as an orange solid: m.p.=127-129 °C. 1H NMR (400 MHz, $CDCl_3$): δ 7.70-7.58 (m, 5H), 7.47-7.43 (m, 2H), 7.35-7.31 (m, 2H), 7.18 (s, 1H), 7.05 (d, 1H, $J=15.9$ Hz), 3.70 (s, 3H). ^{13}C NMR (100 MHz, $CDCl_3$): δ 146.68, 140.22, 134.41, 134.04, 131.37, 130.13 (2C), 130.05 (q, 1C, $J=32.7$ Hz), 129.27 (2C), 128.93, 128.39, 127.03 (2C), 125.90 (q, 2C, $J=3.8$ Hz), 124.92 (q, 1C, $J=271.9$ Hz), 115.98, 31.40. EI-MS m/z (%): 364 (10), 363 (35), 362 (30), 361 (100), 346 (10), 196 (5). ESI-MS (+): m/z (%) = 363 (100), 365 (38) $[M+H]^+$. $C_{19}H_{14}ClF_3N_2$ (362.78): calcd. C, 62.91; H, 3.89; N, 7.72; found C, 62.89; H, 3.90; N, 7.71.

3.3.13 (E)-4-(2-(5-(4-chlorophenyl)-1-methyl-1H-imidazol-2-yl)vinyl)-pyridine (**3n**)

The crude reaction product, which was obtained by Pd-catalyzed reaction of **1c** with **2f** (entry 14, Table 2), was purified by flash chromatography on silica gel with a mixture of CH_2Cl_2 and MeOH (97/3) to give **3n** (23.8 mg, 16% yield) as pale brown wax. 1H NMR (200 MHz, $CDCl_3$): δ 7.60-6.98 (m, 9H), 3.71 (s, 3H). ^{13}C NMR (50 MHz, $CDCl_3$): δ 149.99, 143.7, 134.22 (2C), 131.32, 129.86 (2C), 129.75 (2C), 129.18, 129.01 (2C), 128.80 (2C), 127.87, 117.58, 31.29. EI-MS m/z (%): 297 (9), 296 (36), 295 (27), 294 (100), 279 (6), 242 (4). ESI-MS (+): m/z (%) = 296 (100), 298 (35) $[M+H]^+$. $C_{17}H_{14}ClN_3$ (295.77): calcd. C, 69.04; H, 4.77; N, 14.21; found C, 69.01; H, 4.78; N, 14.20.

3.3.14 (E)-5-(4-chlorophenyl)-1-methyl-2-(4-nitrostyryl)-1H-imidazole (**3o**)

The crude reaction product, which was obtained by Pd-catalyzed reaction of **1c** with **2g** (entry 15, Table 2), was purified by flash chromatography on silica gel with a mixture of toluene and AcOEt (70/30) to give **3o** (45.8 mg, 27% yield) as pale red solid: m.p.=187-189 °C. 1H NMR (200 MHz, $CDCl_3$): δ 8.24-8.20 (m, 2H), 7.74-7.60 (m, 3H), 7.49-7.06 (m, 6H), 3.73 (s, 3H). ^{13}C NMR (100 MHz, $CDCl_3$): δ 147.01, 146.07, 142.99, 134.34 (2C), 131.64, 129.95 (2C), 129.12 (2C), 128.18, 127.94, 127.13 (2C), 124.19 (2C), 117.50, 31.36. EI-MS m/z (%): 341 (10), 340 (37), 339 (35), 338 (100), 308 (15), 292 (40). ESI-MS (+): m/z (%) = 340 (100), 342 (37) $[M+H]^+$. $C_{18}H_{14}ClN_3O_2$ (339.78): calcd. C, 63.63; H, 4.15; N, 12.37; found C, 63.65; H, 4.14; N, 12.38.

3.3.15 (E)-5-(3-fluoro-4-methoxyphenyl)-2-(4-methoxystyryl)-1-methyl-1H-imidazole (**3p**)

The crude reaction product, which was obtained by Pd-catalyzed reaction of **1d** with **2b** (entry 16, Table 2), was purified by flash chromatography on silica gel with a mixture of CH_2Cl_2 and MeOH (97/3) to give **3p** (94.7 mg, 56% yield) as beige solid: m.p.=70 °C. 1H NMR (200 MHz, $CDCl_3$): δ 7.67 (d, 1H, $J=15.6$ Hz), 7.53-7.49 (m, 2H), 7.27 (s, 1H), 7.14-6.76 (m, 7H), 3.94 (s, 3H), 3.84 (s, 3H), 3.73 (s, 3H). ^{13}C NMR (50 MHz, $CDCl_3$): δ 160.11, 150.73 (d, 1C, $J=393.0$ Hz), 147.90 (d, 1C, $J=10.6$ Hz), 133.82, 133.11, 129.29, 128.43 (2C), 126.82, 125.09 (d, 1C, $J=3.3$ Hz), 122.63 (d, 1C, $J=7.2$ Hz), 116.69 (d, 1C, $J=19.03$ Hz), 114.48 (2C), 113.77 (d, 1C, $J=2.42$ Hz), 110.77, 56.51, 55.52, 31.44. EI-MS m/z (%): 338 (38), 337 (100), 322 (10), 169 (5). ESI-MS (+): m/z (%) = 339 (100) $[M+H]^+$. $C_{20}H_{19}FN_2O_2$ (338.38): calcd. C, 70.99; H, 5.66; N, 8.28; found C, 70.89; H, 5.67; N, 8.29.

3.3.16 (E)-2-(4-methoxystyryl)-1-methyl-5-(4-nitrophenyl)-1H-imidazole (**3q**)

The crude reaction product, which was obtained by Pd-catalyzed reaction of **1e** with **2b** (entry 17, Table 2), was purified by flash chromatography on silica gel with a mixture

of CH₂Cl₂ and MeOH (97/3) to give **3q** (54.5 mg, 30% yield) as red solid: m.p.=190-192 °C. ¹H NMR (200 MHz, CDCl₃): δ 8.33-8.29 (m, 2H), 7.65 (d, 1H, J=15.8 Hz), 7.60-7.45 (m, 4H), 7.30-7.26 (m, 2H), 6.94-6.90 (m, 2H), 6.83 (d, 1H, J=15.8 Hz), 3.84 (s, 3H), 3.75 (s, 3H). ¹³C NMR (50 MHz, CDCl₃) δ 160.20, 149.27, 146.74, 136.53, 134.23, 132.26, 130.28, 129.11, 128.43 (2C), 128.34 (2C), 124.34 (2C), 114.37 (2C), 110.91, 55.51, 31.86. EI-MS m/z (%): 335 (33), 334 (100), 304 (22), 288 (32). ESI-MS (+): m/z (%) = 336 (100) [M+H]⁺ C₁₉H₁₇N₃O₃ (335.36): calcd. C, 68.05; H, 5.11; N, 12.53; found C, 68.11; H, 5.12; N, 12.55.

3.3.17 (E)-5-(benzo[d][1,3]dioxol-5-yl)-2-(4-methoxystyryl)-1-methyl-1H-imidazole (**3r**)

The crude reaction product, which was obtained by Pd-catalyzed reaction of **1f** with **2b** (entry 18, Table 2), was purified by flash chromatography on silica gel with a mixture of CH₂Cl₂ and MeOH (98/2) to give **3r** (54.5 mg, 52% yield) as pale red wax. ¹H NMR (200 MHz, CDCl₃): δ 7.58 (d, 1H, J=15.8 Hz), 7.51-7.47 (m, 2H), 7.07 (s, 1H), 6.93-6.76 (m, 8H), 6.01 (s, 2H), 3.83 (s, 3H), 3.63 (s, 3H). ¹³C NMR (50 MHz, CDCl₃) δ 160.04, 148.09, 147.75, 146.84, 134.18, 133.10, 129.55, 128.37 (2C), 127.11, 123.69, 122.93, 114.40 (2C), 111.38, 109.47, 108.82, 101.55, 55.56, 31.42. EI-MS m/z (%): 334 (38), 333 (100), 318 (4), 290 (6). ESI-MS (+): m/z (%) = 335 (100) [M+H]⁺. C₂₀H₁₈N₂O₃ (334.38): calcd. C, 71.84; H, 5.43; N, 8.38; found C, 71.88; H, 5.44; N, 8.37.

3.3.18 (E)-1-methyl-2-styryl-1H-benzo[d]imidazole (**8**)

The crude reaction product, which was obtained by Pd-catalyzed reaction of **6** with **2a** (Scheme 5), was purified by flash chromatography on silica gel with a mixture of CH₂Cl₂ and AcOEt (99/1) to give **8** (101.8 mg, 87% yield) as beige solid: m.p. 118-120 °C, lit.[45] mp 119-121 °C. ¹H NMR (200 MHz, CDCl₃): δ 7.97 (d, 1H, J=15.9 Hz), 7.83-7.72 (m, 1H), 7.65-7.58 (m, 2H) 7.47-7.19 (m, 6H), 7.09 (d, 1H, J=15.9 Hz), 3.83 (s, 3H). ¹³C NMR (50 MHz, CDCl₃) δ 150.91, 143.02, 137.02, 135.91, 128.97, 128.78 (2C), 127.17 (2C), 122.52 (2C), 119.12, 112.90 (2C), 109.17, 29.52. EI-MS m/z (%): 234 (36), 233 (100), 219 (7), 218 (19), 117 (7). ESI-MS (+): m/z (%) = 235 (100) [M+H]⁺. C₁₆H₁₄N₂ (234.30): calcd. C, 82.02; H, 6.02; N, 11.96; found C, 82.11; H, 6.03; N, 12.00.

3.3.19 (E)-2-styryl-1H-benzo[d]imidazole (**9**)

The crude reaction product, which was obtained by Pd-catalyzed reaction of **7** with **2a** (Scheme 5), was purified by flash chromatography on silica gel with a mixture of toluene and AcOEt (50/50) to give **9** (70.0 mg, 64% yield) as white solid: m.p. 195-197 °C; lit.[46] mp 195 °C. ¹H NMR (200 MHz, CDCl₃+C₆D₆): δ 7.58-7.48 (m, 3H), 7.36-7.14 (m, 8H), 7.04 (d, 1H, J=16.6 Hz). ¹H NMR (400 MHz, CDCl₃+DMSO-*d*₆): δ 7.71 (d, 1H, J=16.5 Hz), 7.60 (br, 2H), 7.51-7.47 (m, 2H), 7.36-7.25 (m, 4H), 7.24-7.15 (m, 3H). ¹³C NMR (100 MHz, CDCl₃+DMSO-*d*₆): δ 151.37, 135.89, 134.96, 128.71 (3C), 128.67 (2C), 126.88 (3C), 122.39 (3C), 117.21 (1C). EI-MS m/z (%): 220 (32), 219 (100), 218 (14), 109 (7). ESI-MS (+): m/z (%) = 221 (100) [M+H]⁺. C₁₅H₁₂N₂ (220.28): calcd. C, 81.79; H, 5.49; N, 12.72; found C, 81.8481; H, 5.50; N, 12.75. The NMR spectroscopic data of this compound were in agreement with those previously reported.[46]

3.3.20 (E)-2-styrylbenzo[d]oxazole (**11**)

The crude reaction product, which was obtained by Pd-catalyzed reaction of **10** with **2a** (Scheme 5), was purified by flash chromatography on silica gel with a mixture of toluene and AcOEt (95/5) to give **11** (33.2 mg, 30% yield) as brown solid: m.p. 84-86 °C, lit.[47] mp 86-88 °C. ¹H NMR (200 MHz, CDCl₃): δ 7.78 (d, 1H, J=16.4 Hz), 7.73-7.65 (m, 1H), 7.62-7.48 (m, 3H), 7.45-7.28 (m, 6H), 7.07 (d, 1H, J=16.4 Hz). ¹³C NMR (50 MHz, CDCl₃) δ 162.79, 150.42, 142.23, 139.54, 135.20, 129.86, 129.81, 129.05, 128.19, 127.64, 125.30, 124.59, 119.95, 114.02, 110.42. EI-MS m/z (%): 221 (33), 220 (100), 191 (7), 165 (3). ESI-MS (+): m/z (%) = 222 (100) [M+H]⁺. C₁₅H₁₁NO (221.26): calcd. C, 81.43; H, 5.01; N, 6.33; found C, 81.35; H, 5.02;

N, 6.35. The NMR spectroscopic data of this compound were in agreement with those previously reported.[47]

3.3.21 (*E*)-1-methyl-4,5-diphenyl-2-styryl-1H-imidazole (**13**)

The crude reaction product, which was obtained by Pd-catalyzed reaction of **12** with **2a** (Scheme 5), was purified by flash chromatography on silica gel with a mixture of toluene and AcOEt (93/7) to give **13** (89.0 mg, 55% yield) as orange glassy solid: m.p. 65-69 °C. ¹H NMR (400 MHz, CDCl₃): δ 7.76 (d, 1H, J=15.9 Hz), 7.60-7.56 (m, 2H), 7.54-7.50 (m, 2H), 7.48-7.41 (m, 3H), 7.40-7.26 (m, 5H), 7.24-7.16 (m, 2H), 7.00 (d, 1H, J=15.9 Hz), 3.53 (s, 3H). ¹³C NMR (100 MHz, CDCl₃): δ 145.50, 138.56, 136.96, 134.75, 133.00, 131.02 (2C), 130.22, 129.10 (2C), 128.87 (2C), 128.68, 128.29, 128.22 (2C), 127.22 (2C), 126.94 (2C), 126.54, 113.86, 31.13. EI-MS m/z (%): 336 (50), 335 (100), 319 (10), 165 (5). ESI-MS (+): m/z (%) = 337 (100) [M+H]⁺. C₂₄H₂₀N₂ (336.44): calcd. C, 85.68; H, 5.99; N, 8.33; found C, 85.76; H, 6.01; N, 8.35. The NMR spectroscopic data of this compound were in agreement with those previously reported.[48]

3.3.22 (*E*)-4,5-diphenyl-2-styryl-1H-imidazole (**15**)

The crude reaction product, which was obtained by Pd-catalyzed reaction of **14** with **2a** (Scheme 5), was purified by flash chromatography on silica gel with a mixture of CH₂Cl₂ and MeOH (95/5) to give **15** (59.6 mg, 36% yield) as orange solid: m.p. 120-122 °C. ¹H NMR (400 MHz, CDCl₃): δ 7.47-7.40 (m, 4H), 7.38-7.32 (m, 2H), 7.30-7.20 (m, 10H), 7.00 (d, 1H, J=16.6 Hz). ¹³C NMR (100 MHz, CDCl₃): δ 145.10, 135.93, 133.64, 132.02, 131.34, 128.92, 128.89 (2C), 128.81, 128.76 (5C), 128.07 (6C), 127.06 (2C), 114.44. EI-MS m/z (%): 322 (50), 321 (100), 165 (10), 115 (5). ESI-MS (+): m/z (%) = 323 (100) [M+H]⁺. C₂₃H₁₈N₂ (322.41) calcd. C, 85.68; H, 5.63; N, 8.69; found C, 85.78; H, 5.62; N, 8.70. The NMR spectroscopic data of this compound were in agreement with those previously reported.[49]

3.3.23 1,2-dimetil-4-(2-feniletetil)-5-(4-metossifenil)-1H-benzimidazolo (**17**)

The crude reaction product, which was obtained by Pd-catalyzed reaction of **16** with **2a** (Scheme 6), was purified by flash chromatography on silica gel with a mixture of CH₂Cl₂ and MeOH (96/4) to give **17** (76.0 mg, 50% yield) as orange solid: m.p. 39-40 °C. ¹H NMR (400 MHz, C₆D₆): δ 8.00 (d, J=15.8 Hz, 1H), 7.38-7.39 (m, 2H), 7.25 (d, J=15.8 Hz, 1H), 7.05-7.10 (m, 4H), 6.95-6.99 (m, 1H), 6.81-6.84 (m, 2H), 3.35 (s, 3H), 2.62 (s, 3H), 2.08 (s, 3H). ¹³C NMR (400 MHz, C₆D₆): δ 159.93, 145.97, 139.16, 136.44, 131.93 (2C), 131.02, 128.82 (2C), 127.03, 126.70, 126.59 (2C), 123.16, 120.90, 114.58 (2C), 54.92, 30.35, 13.51. EI-MS (m/z): 304 (100), 303 (95), 288 (5), 249 (15), 152 (6), 56 (11). ESI-MS (+): m/z (%) = 305 (100) [M+H]⁺. C₂₀H₂₀N₂O (304.39): calcd. C, 78.92; H, 6.62; N, 9.20; found C, 79.01; H, 6.63; N, 9.22.

5. Conclusions

In this work we developed a simple and efficient Pd(II)/Cu(II)-promoted dehydrogenative alkenylation of 5-arylimidazoles, 4,5-diphenylimidazole, benzimidazoles and benzoxazole with functionalized styrenes. Starting from a preliminary screening of the role of oxidant, catalyst precursors, solvents, and reaction temperature on the efficiency and selectivity of the alkenylation of 5-(4-methoxyphenyl)-1,2-dimethyl-1H-imidazole (**1a**) with styrene (**2a**) we were able to identify reaction conditions suitable for the simple preparation of several 2-alkenyl-substituted azoles. We believe that our findings may represent an important clue for late-stage functionalization protocols[50-52] involving imidazoles, because no pre-activation of the reactive bonds is required. Further studies on the application of this interesting methodology to the synthesis of new heteroaromatic organic fluorophores is underway.

Author Contributions: Conceptualization, F.B.; methodology, F.B., M.L. and A.C.; investigation, A.N., L.L. and M.P.; data curation, M.L., A.C.; writing—original draft preparation, F.B.; writing—review and editing, F.B., M.L. and A.C.; supervision, F.B. and M.L.; funding acquisition, F.B.

Funding: This research was funded by Università di Pisa under PRA 2020-2021 (project No. PRA_2020_21).

Conflicts of Interest: The authors declare no conflict of interest.

References

- [1] Bansal, S.; Shabade, A. B.; Punji, B., Advances in C(sp²)-H/C(sp²)-H Oxidative Coupling of (Hetero)arenes Using 3d Transition Metal Catalysts. *Adv. Synth. Catal.* **2021**, 363 (8), 1998-2022.
- [2] Bellina, F.; Perego, L. A., *Aerobic Oxidative Intermolecular Cross-Coupling and Heck Reactions*. Georg Thieme Verlag: Stuttgart, 2017.
- [3] Jia, C.; Kitamura, T.; Fujiwara, Y., Catalytic functionalization of arenes and alkanes via C-H bond activation. *Acc. Chem. Res.* **2001**, 34 (8), 633-9.
- [4] Le Bras, J.; Muzart, J., Intermolecular dehydrogenative Heck reactions. *Chem. Rev.* **2011**, 111 (3), 1170-214.
- [5] Liu, C.; Yuan, J.; Gao, M.; Tang, S.; Li, W.; Shi, R.; Lei, A., Oxidative Coupling between Two Hydrocarbons: An Update of Recent C-H Functionalizations. *Chem. Rev.* **2015**, 115 (22), 12138-204.
- [6] Maes, J.; Maes, B. U. W., A Journey Through Metal-Catalyzed CH Functionalization of Heterocycles. In *Heterocyclic Chemistry in the 21st Century - A Tribute to Alan Katritzky*, 2016; pp 137-194.
- [7] Varun, B. V.; Dhineshkumar, J.; Bettadapur, K. R.; Siddaraju, Y.; Alagiri, K.; Prabhu, K. R., Recent advancements in dehydrogenative cross coupling reactions for CC bond formation. *Tetrahedron Lett.* **2017**, 58 (9), 803-824.
- [8] Wang, D.; Weinstein, A. B.; White, P. B.; Stahl, S. S., Ligand-Promoted Palladium-Catalyzed Aerobic Oxidation Reactions. *Chem. Rev.* **2018**, 118 (5), 2636-2679.
- [9] Yang, Y.; Lan, J.; You, J., Oxidative C-H/C-H Coupling Reactions between Two (Hetero)arenes. *Chem. Rev.* **2017**, 117 (13), 8787-8863.
- [10] Yeung, C. S.; Dong, V. M., Catalytic dehydrogenative cross-coupling: forming carbon-carbon bonds by oxidizing two carbon-hydrogen bonds. *Chem. Rev.* **2011**, 111 (3), 1215-92.
- [11] Bras, J. L.; Muzart, J., Pd-Catalyzed Intermolecular Dehydrogenative Heck Reactions of Five-Membered Heteroarenes. *Catalysts* **2020**, 10 (5), 571-619.
- [12] Moritani, I.; Fujiwara, Y., Aromatic substitution of styrene-palladium chloride complex. *Tetrahedron Lett.* **1967**, 8 (12), 1119-1122.
- [13] Fujiwara, Y.; Moritani, I.; Danno, S.; Asano, R.; Teranishi, S., Aromatic substitution of olefins. VI. Arylation of olefins with palladium(II) acetate. *J. Am. Chem. Soc.* **1969**, 91 (25), 7166-9.
- [14] Moritani, I.; Danno, S.; Fujiwara, Y.; Teranishi, S., Aromatic Substitution of Olefins XV. The Steric Course of the Reaction. *Bull. Chem. Soc. Jpn.* **1971**, 44 (2), 578-579.
- [15] Wu, Y.; Wang, J.; Mao, F.; Kwong, F. Y., Palladium-catalyzed cross-dehydrogenative functionalization of C(sp²)-H Bonds. *Chem Asian J* **2014**, 9 (1), 26-47.
- [16] Broggini, G.; Beccalli, E. M.; Fasana, A.; Gazzola, S., Palladium-catalyzed dual C-H or N-H functionalization of unfunctionalized indole derivatives with alkenes and arenes. *Beilstein J Org Chem* **2012**, 8, 1730-46.
- [17] Zhu, W.; Gunnoe, T. B., Advances in Group 10 Transition-Metal-Catalyzed Arene Alkylation and Alkenylation. *J. Am. Chem. Soc.* **2021**, 143 (18), 6746-6766.
- [18] Heck, R. F.; Nolley, J. P., Palladium-catalyzed vinylic hydrogen substitution reactions with aryl, benzyl, and styryl halides. *J. Org. Chem.* **2002**, 37 (14), 2320-2322.
- [19] Mizoroki, T.; Mori, K.; Ozaki, A., Arylation of Olefin with Aryl Iodide Catalyzed by Palladium. *Bull. Chem. Soc. Jpn.* **1971**, 44 (2), 581-581.

- [20] Besselievre, F.; Piguel, S.; Mahuteau-Betzer, F.; Grierson, D. S., Stereoselective direct copper-catalyzed alkenylation of oxazoles with bromoalkenes. *Org. Lett.* **2008**, *10* (18), 4029-32.
- [21] Gottumukkala, A. L.; Derridj, F.; Djebbar, S.; Doucet, H., Alkenyl bromides: useful coupling partners for the palladium-catalysed coupling with heteroaromatics via a C–H bond activation. *Tetrahedron Lett.* **2008**, *49* (18), 2926-2930.
- [22] Verrier, C.; Hoarau, C.; Marsais, F., Direct palladium-catalyzed alkenylation, benzylation and alkylation of ethyl oxazole-4-carboxylate with alkenyl-, benzyl- and alkyl halides. *Org. Biomol. Chem.* **2009**, *7* (4), 647-50.
- [23] Sahnoun, S.; Messaoudi, S.; Brion, J.-D.; Alami, M., Pd/Cu-Catalyzed Direct Alkenylation of Azole Heterocycles with Alkenyl Halides. *Eur. J. Org. Chem.* **2010**, *2010* (31), 6097-6102.
- [24] Vabre, R.; Chevot, F.; Legraverend, M.; Piguel, S., Microwave-assisted Pd/Cu-catalyzed C-8 direct alkenylation of purines and related azoles: an alternative access to 6,8,9-trisubstituted purines. *J. Org. Chem.* **2011**, *76* (22), 9542-7.
- [25] Yao, Y.-X.; Fang, D.-M.; Gao, F.; Liang, X.-X., Room-temperature palladium-catalyzed direct 2-alkenylation of azole derivatives with alkenyl bromides. *Tetrahedron Lett.* **2019**, *60* (1), 68-71.
- [26] Mahuteau-Betzer, F.; Piguel, S., Synthesis and evaluation of photophysical properties of Series of π -conjugated oxazole dyes. *Tetrahedron Lett.* **2013**, *54* (24), 3188-3193.
- [27] Waldvogel, S. R.; Lips, S.; Selt, M.; Riehl, B.; Kampf, C. J., Electrochemical Arylation Reaction. *Chem. Rev.* **2018**, *118* (14), 6706-6765.
- [28] Chen, J.; Lv, S.; Tian, S., Electrochemical Transition-Metal-Catalyzed C-H Bond Functionalization: Electricity as Clean Surrogates of Chemical Oxidants. *ChemSusChem* **2019**, *12* (1), 115-132.
- [29] Yuan, Y.; Lei, A., Electrochemical Oxidative Cross-Coupling with Hydrogen Evolution Reactions. *Acc. Chem. Res.* **2019**, *52* (12), 3309-3324.
- [30] Vantourout, J. C., From Bench to Plant: An Opportunity for Transition Metal Paired Electrocatalysis. *Organic Process Research & Development* **2021**, DOI:10.1021/acs.oprd.1c00046.
- [31] Lessi, M.; Manzini, C.; Minei, P.; Perego, L. A.; Bloino, J.; Egidi, F.; Barone, V.; Pucci, A.; Bellina, F., Synthesis and Optical Properties of Imidazole-Based Fluorophores having High Quantum Yields. *Chempluschem* **2014**, *79* (3), 366-370.
- [32] Barone, V.; Bellina, F.; Biczysko, M.; Bloino, J.; Fornaro, T.; Latouche, C.; Lessi, M.; Marianetti, G.; Minei, P.; Panattoni, A.; Pucci, A., Toward the design of alkynylimidazole fluorophores: computational and experimental characterization of spectroscopic features in solution and in poly(methyl methacrylate). *Phys. Chem. Chem. Phys.* **2015**, *17* (40), 26710-23.
- [33] Bellina, F.; Manzini, C.; Marianetti, G.; Pezzetta, C.; Fanizza, E.; Lessi, M.; Minei, P.; Barone, V.; Pucci, A., Colourless p-phenylene-spaced bis-azoles for luminescent concentrators. *Dyes and Pigments* **2016**, *134*, 118-128.
- [34] Lessi, M.; Panzetta, G.; Marianetti, G.; Bellina, F., Improved Synthesis of Symmetrical 2,5-Diarylimidazoles by One-Pot Palladium-Catalyzed Direct Arylation Tailored on the Electronic Features of the Aryl Halide. *Synthesis* **2017**, *49* (20), 4676-4686.
- [35] Marianetti, G.; Lessi, M.; Barone, V.; Bellina, F.; Pucci, A.; Minei, P., Solar collectors based on luminescent 2,5-diarylimidazoles. *Dyes and Pigments* **2018**, *157*, 334-341.
- [36] Lessi, M.; Lucci, A.; Cuzzola, A.; Bellina, F., Imidazo-Fused Isoindoles by Pd(II)/Ag(I)-Promoted Intramolecular Dehydrogenative Coupling. *Eur. J. Org. Chem.* **2020**, *2020* (7), 796-802.
- [37] Lee, W. C.; Wang, T. H.; Ong, T. G., Ligand promoted Pd-catalyzed dehydrogenative alkenylation of heteroarenes. *Chem. Commun.* **2014**, *50* (28), 3671-3.
- [38] Kim, H.; Hwang, Y. J.; Han, I.; Joo, J. M., Regioselective C-H alkenylation of imidazoles and its application to the synthesis of unsymmetrically substituted benzimidazoles. *Chem. Commun.* **2018**, *54* (50), 6879-6882.
- [39] Miyasaka, M.; Hirano, K.; Satoh, T.; Miura, M., Palladium-catalyzed direct oxidative alkenylation of azoles. *J. Org. Chem.* **2010**, *75* (15), 5421-4.
- [40] Vana, J.; Bartacek, J.; Hanusek, J.; Roithova, J.; Sedlak, M., C-H Functionalizations by Palladium Carboxylates: The Acid Effect. *J. Org. Chem.* **2019**, *84* (20), 12746-12754.

-
- [41] Bellina, F.; Cauteruccio, S.; Di Fiore, A.; Rossi, R., Regioselective Synthesis of 4,5-Diaryl-1-methyl-1H-imidazoles Including Highly Cytotoxic Derivatives by Pd-Catalyzed Direct C-5 Arylation of 1-Methyl-1H-imidazole with Aryl Bromides. *Eur. J. Org. Chem.* **2008**, 2008 (32), 5436-5445.
- [42] Kang, P.; Foote, C. S., Photosensitized oxidation of ¹³C,¹⁵N-labeled imidazole derivatives. *J. Am. Chem. Soc.* **2002**, 124 (32), 9629-38.
- [43] Baghbanzadeh, M.; Pilger, C.; Kappe, C. O., Palladium-catalyzed direct arylation of heteroaromatic compounds: improved conditions utilizing controlled microwave heating. *J. Org. Chem.* **2011**, 76 (19), 8138-42.
- [44] Molander, G. A.; Brown, A. R., Suzuki-Miyaura cross-coupling reactions of potassium vinyltrifluoroborate with aryl and heteroaryl electrophiles. *J. Org. Chem.* **2006**, 71 (26), 9681-6.
- [45] Petzer, J. P.; Steyn, S.; Castagnoli, K. P.; Chen, J.-F.; Schwarzschild, M. A.; Van der Schyf, C. J.; Castagnoli, N., Inhibition of monoamine oxidase B by selective adenosine A_{2A} receptor antagonists. *Biorg. Med. Chem.* **2003**, 11 (7), 1299-1310.
- [46] Moorthy, J. N.; Neogi, I., IBX-mediated one-pot synthesis of benzimidazoles from primary alcohols and arylmethyl bromides. *Tetrahedron Lett.* **2011**, 52 (30), 3868-3871.
- [47] Kidwai, M.; Bansal, V.; Saxena, A.; Aerry, S.; Mozumdar, S., Cu-Nanoparticles: efficient catalysts for the oxidative cyclization of Schiff's bases. *Tetrahedron Lett.* **2006**, 47 (46), 8049-8053.
- [48] Moore, T. W.; Sana, K.; Yan, D.; Krumm, S. A.; Thepchatri, P.; Snyder, J. P.; Marengo, J.; Arrendale, R. F.; Prussia, A. J.; Natchus, M. G.; Liotta, D. C.; Plemper, R. K.; Sun, A., Synthesis and Metabolic Studies of Host Directed Inhibitors for Anti Viral Therapy. *ACS Med Chem Lett* **2013**, 4 (8), 762-767.
- [49] Dutta, S., Synthesis and anthelmintic activity of some novel 2-substituted-4,5-diphenyl imidazoles. *Acta Pharm* **2010**, 60 (2), 229-35.
- [50] Breslow, R.; Baldwin, S.; Flechtner, T.; Kalicky, P.; Liu, S.; Washburn, W., Remote oxidation of steroids by photolysis of attached benzophenone groups. *J. Am. Chem. Soc.* **1973**, 95 (10), 3251-62.
- [51] Wencel-Delord, J.; Glorius, F., C-H bond activation enables the rapid construction and late-stage diversification of functional molecules. *Nat Chem* **2013**, 5 (5), 369-75.
- [52] Cernak, T.; Dykstra, K. D.; Tyagarajan, S.; Vachal, P.; Krska, S. W., The medicinal chemist's toolbox for late stage functionalization of drug-like molecules. *Chem. Soc. Rev.* **2016**, 45 (3), 546-76.