

Article

An Exact Solution to the Free Vibration Analysis of a Uniform Timoshenko Beam Using a Moment–Shear Force–Circular Frequency–Curvature Relationship

Valentin Fogang

Civil Engineer, C/o BUNS Sarl, P.O Box 1130, Yaounde, Cameroon; valentin.fogang@bunscameroun.com

ORCID iD <https://orcid.org/0000-0003-1256-9862>

Abstract: This study presents an exact solution to the free vibration analysis of a uniform Timoshenko beam, with a harmonic vibration being assumed. The Timoshenko beam theory covers cases associated with small deflections based on shear deformation and rotary inertia considerations. In this paper, a moment–shear force–circular frequency–curvature relationship was presented. The complete study was based on this relationship and closed-form expressions of efforts and deformations were derived. The free vibration response of single-span systems and spring–mass systems was analyzed; closed-form formulations of matrices expressing the boundary conditions were presented and the natural frequencies were determined by solving the eigenvalue problem. Systems with intermediate mass, spring, or spring–mass system were also analyzed. Furthermore, first-order dynamic stiffness matrices in local coordinates were derived. Finally, a second-order analysis of beams resting on an elastic Winkler foundation was conducted. The results obtained in this paper were in good agreement with those of other studies.

Keywords: Timoshenko beam; rotary inertia; moment–shear force–circular frequency–curvature relationship; spring–mass system; closed-form solutions; first-order dynamic stiffness matrix; second-order vibration analysis

1. Introduction

Natural frequencies are important for the analysis of the response of structures subjected to dynamic loadings such as wind, earthquake, traffic, etc. Free vibration analysis leads to the determination of the natural frequencies of structures. Various studies have focused on the free vibration analysis of Timoshenko beams. Kocatürk et al. [1] used Lagrange equations to examine the free vibration characteristics of Timoshenko beams. Gürgöze [2] used the Lagrange multiplier method to determine the free vibration characteristics of a cantilevered Euler–Bernoulli beam with a tip mass where a spring–mass system is attached to it. Yesilce et al. [3] studied the free vibration of a multi-span Timoshenko beam carrying multiple spring–mass systems; the natural frequencies were calculated by using the secant method and the mode shapes were presented in graphs. Ghannadiasl et al. [4] used the Green functions to analytically solve the case of beams with various boundary conditions resting on an elastic Winkler

TIMOSHENKO BEAM THEORY FREE VIBRATION ANALYSIS

foundation and subjected to an axial load; the Green function method was utilized to evaluate the free vibration of the Timoshenko beam. Osadebe et al. [5] proposed a model for the free vibration analysis of a Timoshenko beam in which the finite element method was applied in conjunction with the energy method; the Timoshenko beam was divided into two virtual beams, namely, an Euler–Bernoulli beam and a shear layer beam. Kruszewski [6] presented a theoretical analysis of the effect of transverse shear and rotary inertia on the natural frequencies of a uniform cantilevered Timoshenko beam. In this paper, an exact solution to the free vibration analysis of a uniform Timoshenko beam was presented, together with the relationship between the curvature, the bending moment, the bending stiffness, the shear force, the shear stiffness, and the circular frequency. Based on this relationship, closed-form expressions of efforts and deformations were derived. The natural frequencies of single-span beams as well as beams carrying spring–mass systems were determined. Systems with intermediate mass, spring, or spring–mass system were also analyzed. Furthermore, first-order dynamic stiffness matrices in local coordinates were derived. Finally, second-order analysis of beams resting on an elastic Winkler foundation was conducted.

2. Materials and Methods

2.1 First-order vibration analysis

The sign conventions adopted for bending moments, shear forces, and displacements are illustrated in Figure 1.

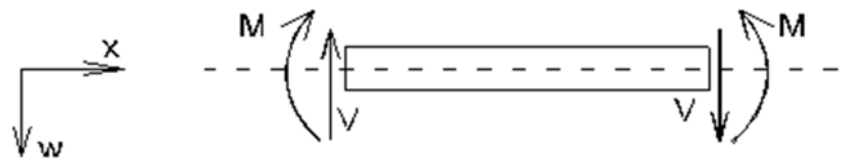


Figure 1. Sign conventions for bending moments, shear forces, and displacements.

For free vibration analysis, the balance of forces and moments applied on a Timoshenko beam element yields

$$\frac{\partial V^*(x,t)}{\partial x} = \mu \frac{\partial^2 w^*(x,t)}{\partial t^2} \quad (1)$$

$$\frac{\partial M^*(x,t)}{\partial x} - V^*(x,t) = -\rho I \frac{\partial^2 \phi^*(x,t)}{\partial t^2} \quad (2)$$

where μ is the beam's mass per unit length, ρ is its mass per unit volume ($\mu = \rho A$), A is the cross-sectional area, I is the second moment of area, M^* is the bending moment, V^* is the shear force, w^* is the beam deflection (in the positive downward direction), and ϕ^* is the rotation of the cross section (positive in the clockwise direction). According to the Timoshenko beam theory, the bending moment and the shear force are related to the deflection and the rotation of the cross section as follows.

$$M^*(x,t) = -EI \frac{\partial \phi^*(x,t)}{\partial x} \quad (3)$$

$$V^*(x,t) = \kappa GA \times \left(\frac{\partial w^*(x,t)}{\partial x} - \phi^*(x,t) \right) \quad (4)$$

TIMOSHENKO BEAM THEORY FREE VIBRATION ANALYSIS

Differentiating Equation (2) with respect to x , and combining the result with Equations (1) and (3) yields

$$\frac{\partial^2 M^*(x,t)}{\partial x^2} - \mu \frac{\partial^2 w^*(x,t)}{\partial t^2} - \frac{\rho}{E} \frac{\partial^2 M^*(x,t)}{\partial t^2} = 0 \quad (5)$$

A harmonic vibration being assumed, $M^*(x,t)$, $V^*(x,t)$, $w^*(x,t)$, and $\phi^*(x,t)$ can be expressed as follows:

$$w^*(x,t) = w(x) \times \sin(\omega t + \theta) \quad (6a)$$

$$\phi^*(x,t) = \phi(x) \times \sin(\omega t + \theta) \quad (6b)$$

$$M^*(x,t) = M(x) \times \sin(\omega t + \theta) \quad (6c)$$

$$V^*(x,t) = V(x) \times \sin(\omega t + \theta) \quad (6d)$$

Here, ω is the circular frequency of the beam. Substituting Equations (6a) and (6c) into Equation (5) yields

$$\frac{d^2 M(x)}{dx^2} + \frac{\rho \omega^2}{E} M(x) + \mu \omega^2 w(x) = 0 \quad (7)$$

The application of Equations (6a), (6c), and (6d) to Equations (3) and (4) with rearrangement yields

$$\frac{dw(x)}{dx} = \phi(x) + \frac{V(x)}{\kappa GA}, \quad (8)$$

$$M(x) = -EI \frac{d\phi(x)}{dx}. \quad (9)$$

Substituting Equations (6b), (6c), and (6d) into Equation (2) yields

$$\frac{dM(x)}{dx} - V(x) = \rho I \omega^2 \times \phi(x) \quad (10)$$

The combination of Equations (8) and (10) yields

$$\left(1 - \frac{\rho I \omega^2}{\kappa GA}\right) \times V(x) = \frac{dM(x)}{dx} - \rho I \omega^2 \frac{dw(x)}{dx} \quad (11)$$

$$(\rho I \omega^2 - \kappa GA) \times \phi(x) = \frac{dM(x)}{dx} - \kappa GA \frac{dw(x)}{dx} \quad (12)$$

Differentiating both sides of Equation (8) with respect to x yields

$$\frac{d^2 w(x)}{dx^2} = \frac{d\phi(x)}{dx} + \frac{1}{\kappa GA} \times \frac{dV(x)}{dx}. \quad (13)$$

Substituting Equations (9) and (11) into Equation (13) and rearranging yields the following relationship which combines bending moment, shear force, curvature, and circular frequency:

$$\frac{d^2 w(x)}{dx^2} + \left(1 - \frac{\rho I \omega^2}{\kappa GA}\right) \times \frac{M(x)}{EI} - \frac{1}{\kappa GA} \times \frac{d^2 M(x)}{dx^2} = 0 \quad (14)$$

TIMOSHENKO BEAM THEORY FREE VIBRATION ANALYSIS

The coefficient of free vibration is denoted by ϕ , the coefficient of rotary inertia by k_{RI} , and the bending shear factor by α .

$$\omega^2 = \phi EI / (\mu l^4) \quad (15a)$$

$$k_{RI} = I / (Al^2) \quad (15b)$$

$$\alpha = EI / (\kappa GA l^2) \quad (15c)$$

Applying Equations (15a) to (15c) to Equations (7) and (14) yields

$$\frac{d^2 M(x)}{dx^2} + \phi k_{RI} \frac{1}{l^2} M(x) + \phi EI \frac{1}{l^4} w(x) = 0, \quad (16)$$

$$EI \frac{d^2 w(x)}{dx^2} + (1 - \phi \alpha k_{RI}) M(x) - \alpha l^2 \frac{d^2 M(x)}{dx^2} = 0. \quad (17)$$

Differentiating Equation (16) twice with respect to x and combining the result with Equation (17) yields

$$\frac{d^4 M(x)}{dx^4} + \phi(\alpha + k_{RI}) \frac{1}{l^2} \times \frac{d^2 M(x)}{dx^2} - \phi(1 - \phi \alpha k_{RI}) \frac{1}{l^4} M(x) = 0. \quad (18)$$

The application of Equations (15a) to (15c) to Equations (7), (11) and (12) yields

$$\phi EI / l^2 \times w(x) = -l^2 \frac{d^2 M(x)}{dx^2} - \phi k_{RI} M(x), \quad (19)$$

$$\phi EI / l^2 \times (\phi \alpha k_{RI} - 1) \times l \phi(x) = \phi(\alpha + k_{RI}) l \frac{dM(x)}{dx} + l^3 \frac{d^3 M(x)}{dx^3}, \quad (20)$$

$$(1 - \phi \alpha k_{RI}) \times l V(x) = (1 + \phi k_{RI}^2) l \frac{dM(x)}{dx} + k_{RI} l^3 \frac{d^3 M(x)}{dx^3}. \quad (21)$$

The solution of Equation (18) for low-frequency modes ($1 - \phi \alpha k_{RI} \geq 0$) is as follows:

$$M(x) = A_1 \cosh \xi_1 \frac{x}{l} + B_1 \sinh \xi_1 \frac{x}{l} + C_1 \cos \xi_2 \frac{x}{l} + D_1 \sin \xi_2 \frac{x}{l}, \quad (22)$$

$$\xi_1 = \sqrt{\frac{-\phi(\alpha + k_{RI}) + \sqrt{\phi^2(\alpha + k_{RI})^2 + 4\phi(1 - \phi \alpha k_{RI})}}{2}}, \quad (23)$$

$$\xi_2 = \sqrt{\frac{\phi(\alpha + k_{RI}) + \sqrt{\phi^2(\alpha + k_{RI})^2 + 4\phi(1 - \phi \alpha k_{RI})}}{2}}, \quad (24)$$

with the integration constants A_1 , B_1 , C_1 , and D_1 .

It is noted that $\phi^2(\alpha + k_{RI})^2 + 4\phi(1 - \phi \alpha k_{RI}) = \phi[\phi(\alpha - k_{RI})^2 + 4] \geq 0$

TIMOSHENKO BEAM THEORY FREE VIBRATION ANALYSIS

The application of Equations (22), (23), and (24) to Equations (19), (20), and (21) yields the following expressions for the deflection, the rotation of the cross section, and the shear force.

$$\phi EI / l^2 \times w(x) = -A_1 \left(\xi_1^2 + \phi k_{RI} \right) \cosh \xi_1 \frac{x}{l} - B_1 \left(\xi_1^2 + \phi k_{RI} \right) \sinh \xi_1 \frac{x}{l} + C_1 \left(\xi_2^2 - \phi k_{RI} \right) \cos \xi_2 \frac{x}{l} + D_1 \left(\xi_2^2 - \phi k_{RI} \right) \sin \xi_2 \frac{x}{l} \quad (25)$$

$$\begin{aligned} \phi EI / l^2 \times (\phi \alpha k_{RI} - 1) \times l \phi(x) &= \xi_1 (\xi_1^2 + \phi k_{RI} + \phi \alpha) A_1 \sinh \xi_1 \frac{x}{l} + \xi_1 (\xi_1^2 + \phi k_{RI} + \phi \alpha) B_1 \cosh \xi_1 \frac{x}{l} \\ &+ \xi_2 (\xi_2^2 - \phi k_{RI} - \phi \alpha) C_1 \sin \xi_2 \frac{x}{l} + \xi_2 (-\xi_2^2 + \phi k_{RI} + \phi \alpha) D_1 \cos \xi_2 \frac{x}{l} \end{aligned} \quad (26)$$

$$\begin{aligned} (1 - \phi \alpha k_{RI}) \times l V(x) &= \xi_1 (1 + \phi k_{RI}^2 + k_{RI} \xi_1^2) A_1 \sinh \xi_1 \frac{x}{l} + \xi_1 (1 + \phi k_{RI}^2 + k_{RI} \xi_1^2) B_1 \cosh \xi_1 \frac{x}{l} \\ &+ \xi_2 (-1 - \phi k_{RI}^2 + k_{RI} \xi_2^2) C_1 \sin \xi_2 \frac{x}{l} + \xi_2 (1 + \phi k_{RI}^2 - k_{RI} \xi_2^2) D_1 \cos \xi_2 \frac{x}{l} \end{aligned} \quad (27)$$

The solution of Equation (18) for high-frequency modes ($1 - \phi \alpha k_{RI} \leq 0$) is as follows:

$$M(x) = A_1 \cos \xi_1 \frac{x}{l} + B_1 \sin \xi_1 \frac{x}{l} + C_1 \cos \xi_2 \frac{x}{l} + D_1 \sin \xi_2 \frac{x}{l}, \quad (27a)$$

$$\xi_1 = \sqrt{\frac{\phi(\alpha + k_{RI}) + \sqrt{\phi^2(\alpha + k_{RI})^2 + 4\phi(1 - \phi \alpha k_{RI})}}{2}}, \quad (27b)$$

$$\xi_2 = \sqrt{\frac{\phi(\alpha + k_{RI}) - \sqrt{\phi^2(\alpha + k_{RI})^2 + 4\phi(1 - \phi \alpha k_{RI})}}{2}}. \quad (27c)$$

The application of Equations (27a), (27b), and (27c) to Equations (19), (20), and (21) yields the deflection, the rotation of the cross section, and the shear force.

TIMOSHENKO BEAM THEORY FREE VIBRATION ANALYSIS

2.2 First-order vibration analysis of a beam with a mass, spring, or spring–mass system at its end

The stiffness of the spring is K_p , and the concentrated mass is M_p . We set

$$K_p = k_p^* \times EI / l^3, \quad (28a)$$

$$M_p = m_p^* \times \mu l, \quad (28b)$$

$$W = EI / l^2 \times w. \quad (28c)$$

We analyze here the case of a cantilevered beam carrying a tip mass at the beam's end, as represented in Figure 2.

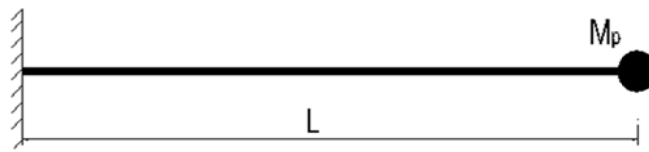


Figure 2. Cantilevered beam with a tip mass.

At the beam's end with the mass, the bending moment is $M_i = 0$. The balance of vertical forces (combined with Equations (15a), (28b), and (28c)) yields

$$V_i - M_p \omega^2 \times w_i = 0 \rightarrow lV_i - m_p^* \phi W_i = 0 \quad (29)$$

Let us now analyze a cantilevered beam with a tip mass and spring support as shown in Figure 3.

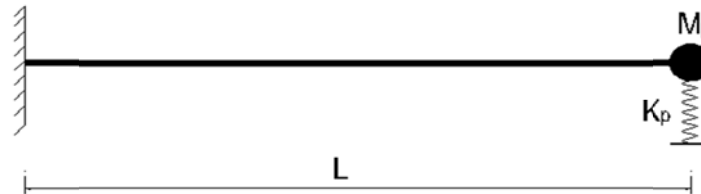


Figure 3. Cantilevered beam with a tip mass and spring support.

At the beam's end with the mass, the bending moment is $M_i = 0$. The balance of vertical forces (combined with Equations (15a), (28a), (28b), and (28c)) yields,

$$V_i + K_p w_i - M_p \omega^2 \times w_i = 0 \rightarrow lV_i + (k_p^* - m_p^* \phi) W_i = 0. \quad (30)$$

Let us now analyze a cantilevered beam carrying a spring–mass system at the beam's end, as represented in Figure 4. The deflection of the mass is denoted by w_{iM} .

TIMOSHENKO BEAM THEORY FREE VIBRATION ANALYSIS



Figure 4. Cantilevered beam with a spring-mass system.

At the beam's end with the mass, the bending moment is $M_i = 0$. The balance of vertical forces (combined with Equations (15a), (28a), (28b), and (28c)) yields

$$V_i - M_p \omega^2 \times w_{iM} = 0 \rightarrow lV_i - m_p^* \phi W_{iM} = 0 \quad (31a)$$

$$M_p \omega^2 \times w_{iM} = K_p \times (w_{iM} - w_i) \rightarrow (k_p^* - m_p^* \phi) W_{iM} = k_p^* W_i \quad (31b)$$

2.3 First-order vibration analysis of a beam with an intermediate mass, spring, or spring-mass system

The transition equations express the continuity of the deflection and rotation of the cross section (Equations (25) and (26)) and the equilibrium of the bending moment and the balance of vertical forces (Equations (22) and (27)).

In case of a **mass on a spring support**, the transition equations are as follows.

$$w_{il} = w_{ir} \rightarrow \phi EI / l^2 \times w_{il} = \phi EI / l^2 \times w_{ir} \quad (32a)$$

$$\phi_{il} = \phi_{ir} \rightarrow \phi EI / l^2 \times (\phi \alpha k_{RI} - 1) \times l \phi_{il} = \phi EI / l^2 \times (\phi \alpha k_{RI} - 1) \times l \phi_{ir} \quad (32b)$$

$$M_{il} = M_{ir} \quad (32c)$$

$$V_{il} - V_{ir} + K_p w_{ir} - M_p \omega^2 \times w_i = 0 \rightarrow lV_{il} - lV_{ir} + (k_p^* - m_p^* \phi) W_{ir} = 0 \quad (32d)$$

In case of a **concentrated mass**, Equations (32a), (32b), and (32c) apply. The balance of vertical forces yields

$$V_{il} - V_{ir} - M_p \omega^2 \times w_{ir} = 0 \rightarrow lV_{il} - lV_{ir} - m_p^* \phi W_{ir} = 0 \quad (33)$$

In case of a **spring-mass system**, Equations (32a), (32b), and (32c) apply. The balance of vertical forces yields

$$V_{il} - V_{ir} - M_p \omega^2 \times w_{iM} = 0 \rightarrow lV_{il} - lV_{ir} - m_p^* \phi W_{iM} = 0 \quad (34a)$$

$$M_p \omega^2 \times w_{iM} = K_p \times (w_{iM} - w_{ir}) \rightarrow (k_p^* - m_p^* \phi) W_{iM} = k_p^* W_{ir} \quad (34b)$$

2.4 First-order dynamic stiffness matrix of the Timoshenko beam

The analysis conducted here applies for $1 - \phi \alpha k_{RI} \geq 0$ (low-frequency modes).

TIMOSHENKO BEAM THEORY FREE VIBRATION ANALYSIS

The sign conventions for bending moments, shear forces, displacements, and rotations adopted for use in determining the element stiffness matrix in local coordinates are illustrated in Figure 5.

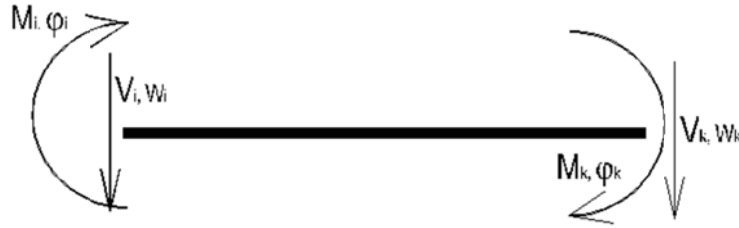


Figure 5. Sign conventions for moments, shear forces, displacements, and rotations for the stiffness matrix

Let us define the following vectors,

$$\vec{S} = [V_i; M_i; V_k; M_k]^T \quad (35a)$$

$$\vec{V} = [w_i; \varphi_i; w_k; \varphi_k]^T \quad (35b)$$

The dynamic element stiffness matrix in local coordinates of the Timoshenko beam is denoted by $K_{Tb,dyn}$.

The relationship between the aforementioned vectors is as follows:

$$\vec{S} = K_{Tb,dyn} \times \vec{V} \quad (35c)$$

Considering the sign conventions adopted for bending moments and shear forces in general (see Figure 1) and for bending moments and shear forces in the element stiffness matrix (see Figure 5), we can set the following static compatibility boundary conditions:

$$V_i = -V(x=0) \quad (36a)$$

$$M_i = M(x=0) \quad (36b)$$

$$V_k = V(x=l) \quad (36c)$$

$$M_k = -M(x=l) \quad (36d)$$

Considering the sign conventions adopted for the displacements and rotations in general (see Figure 1) and for displacements and rotations in the member stiffness matrix (see Figure 5), we can set the following geometric compatibility boundary conditions:

$$w(x=0) = w_i \quad (37a)$$

$$\varphi(x=0) = \varphi_i \quad (37b)$$

$$w(x=l) = w_k \quad (37c)$$

$$\varphi(x=l) = \varphi_k \quad (37d)$$

The application of Equations (22) and (27) to Equations (36a) to (36d) yields Equation (38) below.

TIMOSHENKO BEAM THEORY FREE VIBRATION ANALYSIS

$$\begin{bmatrix} -(1-\phi\alpha k_{RI})l & 0 & 0 & 0 \\ 0 & 1 & 0 & 0 \\ 0 & 0 & (1-\phi\alpha k_{RI})l & 0 \\ 0 & 0 & 0 & -1 \end{bmatrix} \times \begin{bmatrix} V_i \\ M_i \\ V_k \\ M_k \end{bmatrix} = \quad (38)$$

$$\begin{bmatrix} 0 & \xi_1(1+\phi k_{RI}^2+k_{RI}\xi_1^2) & 0 & \xi_2(1+\phi k_{RI}^2-k_{RI}\xi_2^2) \\ 1 & 0 & 1 & 0 \\ \xi_1(1+\phi k_{RI}^2+k_{RI}\xi_1^2) & \xi_1(1+\phi k_{RI}^2+k_{RI}\xi_1^2) & \xi_2(-1-\phi k_{RI}^2+k_{RI}\xi_2^2) & +\xi_2(1+\phi k_{RI}^2-k_{RI}\xi_2^2) \\ \times \sinh \xi_1 & \times \cosh \xi_1 & \times \sin \xi_2 & \times \cos \xi_2 \\ \cosh \xi_1 & \sinh \xi_1 & \cos \xi_2 & \sin \xi_2 \end{bmatrix} \times \begin{bmatrix} A_1 \\ B_1 \\ C_1 \\ D_1 \end{bmatrix}$$

The application of Equations (25) and (26) to Equations (37a) to (37d) yields Equation (39) below.

$$\phi \frac{EI}{l^2} \times \begin{bmatrix} 1 & 0 & 0 & 0 \\ 0 & l(\phi\alpha k_{RI}-1) & 0 & 0 \\ 0 & 0 & 1 & 0 \\ 0 & 0 & 0 & l(\phi\alpha k_{RI}-1) \end{bmatrix} \times \begin{bmatrix} w_i \\ \varphi_i \\ w_k \\ \varphi_k \end{bmatrix} = \quad (39)$$

$$\begin{bmatrix} -(\xi_1^2+\phi k_{RI}) & 0 & (\xi_2^2-\phi k_{RI}) & 0 \\ 0 & \xi_1(\xi_1^2+\phi k_{RI}+\phi\alpha) & 0 & \xi_2(-\xi_2^2+\phi k_{RI}+\phi\alpha) \\ -(\xi_1^2+\phi k_{RI})\cosh \xi_1 & -(\xi_1^2+\phi k_{RI})\sinh \xi_1 & (\xi_2^2-\phi k_{RI})\cos \xi_2 & (\xi_2^2-\phi k_{RI})\sin \xi_2 \\ \xi_1(\xi_1^2+\phi k_{RI}+\phi\alpha) & \xi_1(\xi_1^2+\phi k_{RI}+\phi\alpha) & \xi_2(\xi_2^2-\phi k_{RI}-\phi\alpha) & \xi_2(-\xi_2^2+\phi k_{RI}+\phi\alpha) \\ \times \sinh \xi_1 & \times \cosh \xi_1 & \times \sin \xi_2 & \times \cos \xi_2 \end{bmatrix} \times \begin{bmatrix} A_1 \\ B_1 \\ C_1 \\ D_1 \end{bmatrix}$$

Converting Equations (38) and (39) to matrix notation yields

$$T_S \times \vec{S} = M_S \times \vec{C} \quad (40a)$$

$$\phi \frac{EI}{l^2} \times T_V \times \vec{V} = M_V \times \vec{C} \quad (40b)$$

where the vector \vec{C} and the matrices T_S , M_S , M_V , and T_V are defined as follows in Equations (41a) to (41e).

$$\vec{C} = [A_1; B_1; C_1; D_1]^T \quad (41a)$$

TIMOSHENKO BEAM THEORY FREE VIBRATION ANALYSIS

$$T_S = \begin{bmatrix} -(1-\phi\alpha k_{RI})l & 0 & 0 & 0 \\ 0 & 1 & 0 & 0 \\ 0 & 0 & (1-\phi\alpha k_{RI})l & 0 \\ 0 & 0 & 0 & -1 \end{bmatrix} \quad (41b)$$

$$M_S = \begin{bmatrix} 0 & \xi_1(1+\phi k_{RI}^2 + k_{RI}\xi_1^2) & 0 & \xi_2(1+\phi k_{RI}^2 - k_{RI}\xi_2^2) \\ 1 & 0 & 1 & 0 \\ \xi_1(1+\phi k_{RI}^2 + k_{RI}\xi_1^2) & \xi_1(1+\phi k_{RI}^2 + k_{RI}\xi_1^2) & \xi_2(-1-\phi k_{RI}^2 + k_{RI}\xi_2^2) & +\xi_2(1+\phi k_{RI}^2 - k_{RI}\xi_2^2) \\ \times \sinh \xi_1 & \times \cosh \xi_1 & \times \sin \xi_2 & \times \cos \xi_2 \\ \cosh \xi_1 & \sinh \xi_1 & \cos \xi_2 & \sin \xi_2 \end{bmatrix}$$

$$T_V = \begin{bmatrix} 1 & 0 & 0 & 0 \\ 0 & l(\phi\alpha k_{RI} - 1) & 0 & 0 \\ 0 & 0 & 1 & 0 \\ 0 & 0 & 0 & l(\phi\alpha k_{RI} - 1) \end{bmatrix} \quad (41d)$$

$$M_V = \begin{bmatrix} -(\xi_1^2 + \phi k_{RI}) & 0 & (\xi_2^2 - \phi k_{RI}) & 0 \\ 0 & \xi_1(\xi_1^2 + \phi k_{RI} + \phi\alpha) & 0 & \xi_2(-\xi_2^2 + \phi k_{RI} + \phi\alpha) \\ -(\xi_1^2 + \phi k_{RI})\cosh \xi_1 & -(\xi_1^2 + \phi k_{RI})\sinh \xi_1 & (\xi_2^2 - \phi k_{RI})\cos \xi_2 & (\xi_2^2 - \phi k_{RI})\sin \xi_2 \\ \xi_1(\xi_1^2 + \phi k_{RI} + \phi\alpha) & \xi_1(\xi_1^2 + \phi k_{RI} + \phi\alpha) & \xi_2(\xi_2^2 - \phi k_{RI} - \phi\alpha) & \xi_2(-\xi_2^2 + \phi k_{RI} + \phi\alpha) \\ \times \sinh \xi_1 & \times \cosh \xi_1 & \times \sin \xi_2 & \times \cos \xi_2 \end{bmatrix}$$

The combination of Equations (35c), (40a), and (40b) yields

$$K_{Tb,dyn} = \phi \frac{EI}{l^2} \times T_S^{-1} \times M_S \times M_V^{-1} \times T_V \quad (42)$$

2.5 First-order vibration analysis of a beam resting on a Winkler foundation

The stiffness of the Winkler foundation is K_w . We set

$$K_w = k_w^* \times EI / l^4. \quad (43)$$

Equation (1) then becomes

$$\frac{\partial V^*(x,t)}{\partial x} - K_w w^*(x,t) = \mu \frac{\partial^2 w^*(x,t)}{\partial t^2} \quad (44)$$

TIMOSHENKO BEAM THEORY FREE VIBRATION ANALYSIS

The analysis continues similarly to that in Section 2.1. Thus, Equation (18) becomes

$$\frac{d^4 M(x)}{dx^4} + \left[\phi(\alpha + k_{RI}) - k_w^* \alpha \right] \frac{1}{l^2} \frac{d^2 M(x)}{dx^2} + (1 - \phi \alpha k_{RI})(k_w^* - \phi) \frac{1}{l^4} M(x) = 0 \quad (45)$$

The solution of Equation (45) yields the formulation of $M(x)$ with four integration constants. The deflection $w(x)$, the rotation of the cross section $\phi(x)$, and the shear force are determined as follows.

$$EI/l^2 \times (\phi - k_w^*) \times w(x) = -l^2 \frac{d^2 M(x)}{dx^2} - \phi k_{RI} M(x) \quad (46)$$

$$EI/l^2 \times (\phi \alpha k_{RI} - 1) \times (\phi - k_w^*) \times l \phi(x) = \quad (47)$$

$$\left[\phi(\alpha + k_{RI}) - k_w^* \alpha \right] l \frac{dM(x)}{dx} + l^3 \frac{d^3 M(x)}{dx^3} \\ (1 - \phi \alpha k_{RI})(\phi - k_w^*) \times l V(x) = \left(\phi + \phi^2 k_{RI}^2 - k_w^* \right) l \frac{dM(x)}{dx} + \phi k_{RI} l^3 \frac{d^3 M(x)}{dx^3} \quad (48)$$

2.6 Second-order vibration analysis of a beam resting on a Winkler foundation

The axial force N is assumed to be constant.

When the shear force is replaced by the transverse force $T^*(x)$, Equations (1) and (2) become

$$\frac{\partial T^*(x, t)}{\partial x} - K_w w^*(x, t) = \mu \frac{\partial^2 w^*(x, t)}{\partial t^2}, \quad (49)$$

$$\frac{\partial M^*(x, t)}{\partial x} + N \frac{\partial w^*(x, t)}{\partial x} - T^*(x, t) = -\rho I \frac{\partial^2 \phi^*(x, t)}{\partial t^2}. \quad (50)$$

The transverse force – shear force relationship is as follows:

$$T(x) = V(x) + N \frac{dw(x)}{dx}. \quad (51)$$

Differentiating Equation (50) with respect to x and combining it with Equations (49) and (3) yields

$$\frac{\partial^2 M^*(x, t)}{\partial x^2} + N \frac{\partial^2 w^*(x, t)}{\partial x^2} - \mu \frac{\partial^2 w^*(x, t)}{\partial t^2} - \frac{\rho}{E} \frac{\partial^2 M^*(x, t)}{\partial t^2} - K_w w^*(x, t) = 0. \quad (52)$$

The separation of variables (Equations (6a) to (6d)) applied to Equations (52) and (50) yields

$$\frac{d^2 M(x)}{dx^2} + N \frac{d^2 w(x)}{dx^2} + \frac{\rho \omega^2}{E} M(x) + (\mu \omega^2 - K_w) \times w(x) = 0, \quad (53)$$

$$\frac{dM(x)}{dx} + N \frac{dw(x)}{dx} - T(x) = \rho I \omega^2 \times \phi(x). \quad (54)$$

TIMOSHENKO BEAM THEORY FREE VIBRATION ANALYSIS

Substituting Equation (51) into Equation (54) yields

$$\frac{dM(x)}{dx} - V(x) = \rho I \omega^2 \times \varphi(x). \quad (55)$$

Equations (55) and (10) are identical. The combination of Equations (8) and (55) yields Equations (11), (12), (13), and (14). The combination of Equations (11) and (51) yields,

$$\left(1 - \frac{\rho I \omega^2}{\kappa GA}\right) \times T(x) = \frac{dM(x)}{dx} + \left[N \left(1 - \frac{\rho I \omega^2}{\kappa GA}\right) - \rho I \omega^2\right] \times \frac{dw(x)}{dx}. \quad (56)$$

The combination of Equations (8) and (55) yields

$$(\rho I \omega^2 - \kappa GA) \times \varphi(x) = \frac{dM(x)}{dx} - \kappa GA \times \frac{dw(x)}{dx}. \quad (57)$$

The combination of Equations (14) and (53) yields

$$(\mu \omega^2 - K_w) \times w(x) = -\left(1 + \frac{N}{\kappa GA}\right) \frac{d^2 M(x)}{dx^2} - \left(\frac{\rho \omega^2}{E} - \left(1 - \frac{\rho I \omega^2}{\kappa GA}\right) \frac{N}{EI}\right) M(x). \quad (58)$$

Differentiating both sides of Equation (58) twice with respect to x and combining the result with Equation (14) yields

$$\begin{aligned} &\left(1 + \frac{N}{\kappa GA}\right) \frac{d^4 M(x)}{dx^4} + \left(\frac{\rho \omega^2}{E} - \left(1 - \frac{\rho I \omega^2}{\kappa GA}\right) \frac{N}{EI} - \frac{K_w - \mu \omega^2}{\kappa GA}\right) \frac{d^2 M(x)}{dx^2} + \\ &\left(1 - \frac{\rho I \omega^2}{\kappa GA}\right) \frac{K_w - \mu \omega^2}{EI} M(x) = 0 \end{aligned} \quad (59)$$

The axial force N can be expressed as follows:

$$N = k \times EI / l^2. \quad (60)$$

Substituting Equations (15a), (15b), (15c), (43), and (60) into Equation (59) yields

$$\begin{aligned} &(1 + k\alpha) \frac{d^4 M(x)}{dx^4} + \left[-k_w^* \alpha + \phi(\alpha + k_{RI}) - k(1 - \phi\alpha k_{RI})\right] \frac{1}{l^2} \frac{d^2 M(x)}{dx^2} + \\ &(1 - \phi\alpha k_{RI})(k_w^* - \phi) \frac{1}{l^4} M(x) = 0 \end{aligned} \quad (61)$$

The solution of Equation (61) yields the formulation of $M(x)$ with four integration constants. Equations (58), (57), and (56) are used to determine the deflection $w(x)$, the rotation of the cross section $\varphi(x)$, and the transverse force as follows.

TIMOSHENKO BEAM THEORY FREE VIBRATION ANALYSIS

$$EI/l^2 \times (\phi - k_w^*) \times w(x) = -(1 + k\alpha)l^2 \frac{d^2 M(x)}{dx^2} - [\phi k_{RI} - k(1 - \phi\alpha k_{RI})]M(x) \quad (62)$$

$$EI/l^2 \times (\phi\alpha k_{RI} - 1) \times (\phi - k_w^*) \times l\varphi(x) = \quad (63)$$

$$\left[\phi(\alpha + k_{RI}) - k_w^* \alpha - k(1 - \phi\alpha k_{RI}) \right] l \frac{dM(x)}{dx} + (1 + k\alpha)l^3 \frac{d^3 M(x)}{dx^3}$$

$$(1 - \phi\alpha k_{RI}) \times (k_w^* - \phi) \times lT(x) = \left[k_w^* - \phi - [k(1 - \phi\alpha k_{RI}) - \phi k_{RI}]^2 \right] l \frac{dM(x)}{dx} + \quad (64)$$

$$\left[k(1 - \phi\alpha k_{RI}) - \phi k_{RI} \right] (1 + k\alpha)l^3 \frac{d^3 M(x)}{dx^3}$$

Equations (61), (62), (63), and (64) depend on the following parameters:

$$A = 1 + k\alpha \quad (65a)$$

$$B = -k_w^* \alpha + \phi(\alpha + k_{RI}) - k(1 - \phi\alpha k_{RI}) \quad (65b)$$

$$C = (1 - \phi\alpha k_{RI})(k_w^* - \phi) \quad (65c)$$

$$\Delta = B^2 - 4AC \quad (65d)$$

$$E = \phi k_{RI} - (1 - \phi\alpha k_{RI})k \quad (65e)$$

The following cases are analyzed herein.

Case 1: $\Delta > 0$ $-B/A > 0$ $C/A > 0$

$$M(x) = A_1 \cosh \xi_1 \frac{x}{l} + B_1 \sinh \xi_1 \frac{x}{l} + C_1 \cosh \xi_2 \frac{x}{l} + D_1 \sinh \xi_2 \frac{x}{l} \quad (66a)$$

$$\xi_{1,2} = \sqrt{(-B \pm \sqrt{\Delta})/2A} \quad (66b)$$

Case 2: $\Delta > 0$ $C/A < 0$

$$M(x) = A_1 \cosh \xi_1 \frac{x}{l} + B_1 \sinh \xi_1 \frac{x}{l} + C_1 \cos \xi_2 \frac{x}{l} + D_1 \sin \xi_2 \frac{x}{l} \quad (66c)$$

$$\xi_{1,2} = \sqrt{(\mp B + \sqrt{\Delta})/2A} \quad (66d)$$

Case 3: $\Delta > 0$ $-B/A < 0$ $C/A > 0$

$$M(x) = A_1 \cos \xi_1 \frac{x}{l} + B_1 \sin \xi_1 \frac{x}{l} + C_1 \cos \xi_2 \frac{x}{l} + D_1 \sin \xi_2 \frac{x}{l} \quad (66e)$$

$$\xi_{1,2} = \sqrt{(B \pm \sqrt{\Delta})/2A} \quad (66f)$$

TIMOSHENKO BEAM THEORY FREE VIBRATION ANALYSIS

Case 4: $\Delta = 0 \quad -B/A > 0$

$$M(x) = A_1 \cosh \xi_1 \frac{x}{l} + B_1 \xi_1 \frac{x}{l} \cosh \xi_1 \frac{x}{l} + C_1 \sinh \xi_1 \frac{x}{l} + D_1 \xi_1 \frac{x}{l} \sinh \xi_1 \frac{x}{l} \quad (66g)$$

$$\xi_1 = \sqrt{-B/2A} \quad (66h)$$

Case 5: $\Delta = 0 \quad -B/A < 0$

$$M(x) = A_1 \cos \xi_1 \frac{x}{l} + B_1 \xi_1 \frac{x}{l} \cos \xi_1 \frac{x}{l} + C_1 \sin \xi_1 \frac{x}{l} + D_1 \xi_1 \frac{x}{l} \sin \xi_1 \frac{x}{l} \quad (66i)$$

$$\xi_1 = \sqrt{B/2A} \quad (66j)$$

Case 6: $\Delta < 0$

$$M(x) = A_1 \cosh \xi_1 \frac{x}{l} \times \cos \xi_2 \frac{x}{l} + B_1 \cosh \xi_1 \frac{x}{l} \times \sin \xi_2 \frac{x}{l} + \quad (66k)$$

$$C_1 \sinh \xi_1 \frac{x}{l} \times \cos \xi_2 \frac{x}{l} + D_1 \sinh \xi_1 \frac{x}{l} \times \sin \xi_2 \frac{x}{l} \quad (66l)$$

$$\xi_{1,2} = \sqrt{\frac{1}{2} \left[\mp \frac{B}{2A} + \sqrt{\frac{B^2}{4A^2} - \frac{\Delta}{4A^2}} \right]}$$

For each case the deflection $w(x)$, the rotation of the cross section $\phi(x)$, and the transverse force $T(x)$ are determined using Equations (54), (55), and (56), respectively. The eigenvalue problem is solved and the condition for the case is checked.

3. Results and Discussion

3.1 First-order vibration analysis of Timoshenko beams

We determine herein the vibration frequencies of beams with various support conditions. The frequencies are calculated for different values of bending shear factor and coefficients of rotary inertia.

The results presented here apply for $1 - \phi \alpha k_{RI} \geq 0$ (low-frequency modes).

The details of the analysis and results are listed in Appendix A and in the supplementary files “Vibration analysis of a pinned–pinned beam”, “Vibration analysis of a fixed–pinned beam”, “Vibration analysis of a fixed–free beam”, and “Vibration analysis of a fixed–fixed beam”.

The vibration frequency is ω , where

$$\omega = \sqrt{\phi} \times \sqrt{\frac{EI}{\mu l^4}} = \lambda \times \sqrt{\frac{EI}{\mu l^4}} \quad (67)$$

The coefficients λ are listed in Table 1 below.

TIMOSHENKO BEAM THEORY FREE VIBRATION ANALYSIS

Table 1. Natural frequencies (first mode) of Timoshenko single-span beams with various boundary conditions.

Pinned–pinned beam				
$\alpha = EI/\kappa GA l^2$				
	0.005	0.010	0.020	0.050
$k_{RI} = 0.005$	9.4254	9.2284	8.8672	7.9873
$k_{RI} = 0.010$	9.2284	9.0505	8.7206	7.8995
$k_{RI} = 0.015$	9.0427	8.8814	8.5795	7.8130
Fixed–pinned beam				
$\alpha = EI/\kappa GA l^2$				
	0.005	0.010	0.020	0.050
$k_{RI} = 0.005$	14.1395	13.4088	12.2220	9.9416
$k_{RI} = 0.010$	13.8341	13.1651	12.0560	9.8659
$k_{RI} = 0.015$	13.5449	12.9307	11.8930	9.7895
Fixed–fixed beam				
$\alpha = EI/\kappa GA l^2$				
	0.005	0.010	0.020	0.050
$k_{RI} = 0.005$	19.6360	18.0282	15.6938	11.9004
$k_{RI} = 0.010$	19.2636	17.7840	15.5720	11.8705
$k_{RI} = 0.015$	18.9052	17.5433	15.4493	11.8400

For the case of a fixed–free beam, the results obtained in the present study are compared to those obtained using Kruszewski [6] in Table 2 below.

Table 2. Natural frequencies (first mode) of a Timoshenko fixed–free beam.

Fixed–free beam: Present study				
$\alpha = EI/\kappa GA l^2$				
	0.005	0.010	0.020	0.050
$k_{RI} = 0.005$	3.4378	3.4009	3.3301	3.1394
$k_{RI} = 0.010$	3.4009	3.3659	3.2985	3.1159
$k_{RI} = 0.015$	3.3650	3.3318	3.2677	3.0927
Fixed–free beam: Kruszewski [6]				
$\alpha = EI/\kappa GA l^2$				
	0.005	0.010	0.020	0.050
$k_{RI} = 0.005$	3.4378	3.4009	3.3300	3.1393
$k_{RI} = 0.010$	3.4009	3.3659	3.2985	3.1159
$k_{RI} = 0.015$	3.3650	3.3318	3.2677	3.0927

The results are identical.

TIMOSHENKO BEAM THEORY FREE VIBRATION ANALYSIS

3.2 First-order vibration analysis of a Timoshenko beam with a mass, spring, or spring–mass system at its end

The results presented here apply for $1 - \phi\alpha k_{RI} \geq 0$ (low-frequency modes).

Timoshenko beams with the following values of α and k_{RI} were analyzed: $\alpha = 0.020$, $k_{RI} = 0.01$.

The case of a **cantilevered beam carrying a tip mass at the beam's end** as represented in Figure 2 was considered.

Details of the analysis and results are listed in Appendix B and in the supplementary file “Vibration analysis of a cantilevered beam carrying a tip mass”.

The coefficients λ (Equation (59)) for the natural frequencies (the first modes) are listed in Table 3 below.

Table 3. Natural frequencies (first mode) of a Timoshenko beam carrying a tip mass at the beam's end.

	m_p^*						
	0.25	0.50	0.75	1.00	2.00	3.00	5.00
λ	2.3662	1.9375	1.6797	1.5031	1.1211	0.9330	0.7345

Let us now analyze the case of a **cantilevered beam with a tip mass and spring support** as shown in Figure 3. Details of the analysis and results are listed in Appendix B and in the supplementary file “Vibration analysis of a cantilevered beam with a tip mass and spring support”. The coefficients λ are listed in Table 4 below.

Table 4. Natural frequencies (first mode) of Timoshenko beams with a tip mass and spring support.

	m_p^*			
	0.50	1.00	2.00	5.00
$k_p^* = 0.10$	1.9713	1.5294	1.1407	0.7470
$k_p^* = 0.50$	2.1009	1.6303	1.2160	0.7963
$k_p^* = 1.00$	2.2523	1.7481	1.3041	0.8541
$k_p^* = 3.00$	2.7747	2.1556	1.6087	1.0536
$k_p^* = 10.00$	4.0934	3.1917	2.3850	1.5629
$k_p^* = 100.0$	10.1012	8.6664	6.6854	4.4179
$k_p^* = 500.0$	11.8355	11.7926	11.6374	12.3926

It is noted that with small values of spring stiffness, the values of the natural frequencies converge towards those for the case with a tip mass (Table 3), and with high values of spring stiffness, the values of the natural frequencies converge towards those for the fixed–pinned beam (12.0560, see Table 1).

TIMOSHENKO BEAM THEORY FREE VIBRATION ANALYSIS

Let us now analyze the case of a **cantilevered beam carrying a spring–mass system at the beam’s end** as shown in Figure 4. Details of the analysis and results are listed in Appendix B and in the supplementary file “Vibration analysis of a cantilevered beam carrying a spring–mass system”.

The coefficients λ are listed in Table 5 below.

Table 5. Natural frequencies (first mode) of Timoshenko beams with a spring–mass system at the beam’s end.

	m_p^*			
	0.50	1.00	2.00	5.00
$k_p^* = 0.10$	3.3551	3.3546	3.3544	3.3542
$k_p^* = 0.50$	0.9164	0.6505	0.4636	0.3019
$k_p^* = 1.00$	1.1933	0.8519	0.6061	0.3849
$k_p^* = 3.00$	1.5911	1.1662	0.8391	0.5362
$k_p^* = 4.00$	1.6665	1.2322	0.8908	0.5707
$k_p^* = 10.00$	1.8215	1.3794	1.0115	0.6542
$k_p^* = 100.00$	1.9255	1.4897	1.1087	0.7249

It is noted that with small values of spring stiffness, the values of the natural frequencies converge towards those for the fixed–free beam (3.2985, see Table 2), and with high values of spring stiffness, the values of the natural frequencies converge towards those for the case with the tip mass (Table 3).

3.3 Second-order vibration analysis of Timoshenko beams

We now determine the dynamic response of beams subjected to an axial load. An elastic Winkler foundation was not considered. A pinned–pinned beam and a fixed–pinned beam were considered.

We set the following values of α and k_{RI} : $\alpha = 0.020$, $k_{RI} = 0.01$.

The natural frequencies (first mode) were determined for various values of the axial load. Table 6 below lists the results. Details of the analysis and results are listed in Appendix C and in the supplementary files “Vibration analysis of a pinned–pinned beam with an axial load” and “Vibration analysis of a fixed–pinned beam with an axial load”.

Table 6. Natural frequencies (first mode) of Timoshenko beams under axial load.

Pinned–pinned beam						
λ	k					
	-5.00	-3.00	-1.00	1.00	3.00	5.00
	5.4710	6.9559	8.1749	9.2340	10.1831	11.0507
Fixed–pinned beam						
λ	k					
	-5.00	-3.00	-1.00	1.00	3.00	-5.00
	9.7373	10.7311	11.6328	12.4635	13.2375	13.9648

TIMOSHENKO BEAM THEORY FREE VIBRATION ANALYSIS

Ghannadiasl [4] analytically solved the case of beams with various boundary conditions resting on an elastic Winkler foundation and subjected to an axial load. The case of a beam without an elastic Winkler foundation is analyzed here. The beams have the following characteristics: Poisson's ratio $\nu = 0.25$, Timoshenko shear coefficient $\kappa = 2/3$, and coefficient of rotary inertia $k_{RI} = 0.01$.

$$\alpha = \frac{EI}{\kappa G A L^2} = \frac{1}{\kappa} \times \frac{E}{G} \times \frac{I}{A L^2} = \frac{1}{2/3} \times 2 \times (1 + 0.25) \times 0.01 = 0.0375$$

$$N_x = -0.6 \times \pi^2 \times \frac{EI}{L^2} \rightarrow k = -5.922$$

Detailed results are listed in the aforementioned supplementary files.

Table 7 lists the results of Ghannadiasl [4] and those obtained in the present study.

Table 7. Free vibration of Timoshenko beams under axial load.

	Pinned–pinned beam	Fixed–pinned beam
Ghannadiasl [4]	3.46646	7.32425
Present study	3.46648	7.32425

The results are identical.

4. Conclusions

The moment–shear force–circular frequency–curvature relationship developed in this study enabled closed-form solutions of first-order and second-order vibration analysis of Timoshenko beams. The vibration analysis of beams with a spring, a mass or a spring–mass system was conducted. Systems with an intermediate spring, mass, or spring–mass system were also analyzed. For single-span beams, closed-form formulations of matrices expressing the boundary conditions were presented (for the case where $1 - \phi \alpha k_{RI} \geq 0$); the natural frequencies were determined by solving the eigenvalue problem (the determinants of the matrices were set to zero). Closed-form expressions of first-order dynamic stiffness matrices with local coordinates were also determined (for the case where $1 - \phi \alpha k_{RI} \geq 0$).

Regarding the numerical results, the following can be stated:

- ✓ The natural frequencies decreased with increasing bending shear factor.
- ✓ The natural frequencies decreased with increasing coefficient of rotary inertia.
- ✓ The natural frequencies decreased with increasing concentrated mass.
- ✓ The natural frequencies increased with increasing spring stiffness. However, in the spring–mass system, with small values of spring stiffness, the frequencies first decreased.
- ✓ The natural frequencies increased with increasing tensile force.
- ✓ The natural frequencies decreased with increasing compressive force.

The following aspects not treated in this study could be analyzed:

- ✓ Positions of discontinuity (supports, springs, hinges), stepped beams, and multi-span beams, since the closed-form expressions of bending moments, shear forces or transversal forces, rotations of the cross sections, and deflections are known.

The following aspects were not treated in this study:

TIMOSHENKO BEAM THEORY FREE VIBRATION ANALYSIS

- ✓ Tapered beams.
- ✓ Beams subjected to damping.
- ✓ The significance of the frequency for $\phi\alpha k_{RI} = 1$.

5. Data Availability Statement

The data and code that support the findings of this study are available upon reasonable request.

6. Patents

Supplementary Materials: The following files were uploaded during submission:

- Vibration analysis of a pinned–pinned beam;
- Vibration analysis of a fixed–pinned beam;
- Vibration analysis of a fixed–free beam;
- Vibration analysis of a fixed–fixed beam;
- Vibration analysis of a cantilevered beam carrying a tip mass;
- Vibration analysis of a cantilevered beam with a tip mass and spring support;
- Vibration analysis of a cantilevered beam carrying a spring–mass system;
- Vibration analysis of a pinned–pinned beam with an axial load;
- Vibration analysis of a fixed–pinned beam with an axial load.

Author Contributions:

Conflicts of Interest: The author declares no conflict of interest.

Appendix A: Single-span beams with various support conditions

Pinned–pinned beam: Detailed results are listed in the supplementary file “Vibration analysis of a pinned–pinned beam”. The boundary conditions (Equations (22) and (25)) are as follows.

$$M(x=0) = 0 \rightarrow A_1 + C_1 = 0 \quad (A1)$$

$$w(x=0) = 0 \rightarrow -A_1(\xi_1^2 + \phi k_{RI}) + C_1(\xi_2^2 - \phi k_{RI}) = 0 \quad (A2)$$

$$M(x=l) = 0 \rightarrow A_1 \cosh \xi_1 + B_1 \sinh \xi_1 + C_1 \cos \xi_2 + D_1 \sin \xi_2 = 0 \quad (A3)$$

$$w(x=l) = 0 \rightarrow -A_1(\xi_1^2 + \phi k_{RI}) \cosh \xi_1 - B_1(\xi_1^2 + \phi k_{RI}) \sinh \xi_1 + C_1(\xi_2^2 - \phi k_{RI}) \cos \xi_2 + D_1(\xi_2^2 - \phi k_{RI}) \sin \xi_2 = 0 \quad (A4)$$

Matrix notation of the boundary conditions is as follows.

$$[M] \times \vec{C} = \vec{0} \quad (A5)$$

$$\vec{C} = [A_1 \quad B_1 \quad C_1 \quad D_1] \quad (A6)$$

TIMOSHENKO BEAM THEORY FREE VIBRATION ANALYSIS

To determine the frequency of free vibration, the determinant of the matrix $[M]$ was set to zero. The matrix was then as follows.

$$\begin{bmatrix} 1.0 & 0.0 & 1.0 & 0.0 \\ -\xi_1^2 - \phi k_{RI} & 0.0 & \xi_2^2 - \phi k_{RI} & 0.0 \\ \cosh \xi_1 & \sinh \xi_1 & \cos \xi_2 & \sin \xi_2 \\ -(\xi_1^2 + \phi k_{RI}) \cosh \xi_1 & -(\xi_1^2 + \phi k_{RI}) \sinh \xi_1 & (\xi_2^2 - \phi k_{RI}) \cos \xi_2 & (\xi_2^2 - \phi k_{RI}) \sin \xi_2 \end{bmatrix}$$

Fixed–pinned beam: Detailed results are listed in the supplementary file “Vibration analysis of a fixed–pinned beam” with the following matrix.

$$\begin{bmatrix} -\xi_1^2 - \phi k_{RI} & 0.0 & \xi_2^2 - \phi k_{RI} & 0.0 \\ 0.0 & \xi_1 (\xi_1^2 + \phi k_{RI} + \alpha \phi) & 0.0 & \xi_2 (-\xi_2^2 + \phi k_{RI} + \alpha \phi) \\ \cosh \xi_1 & \sinh \xi_1 & \cos \xi_2 & \sin \xi_2 \\ -(\xi_1^2 + \phi k_{RI}) \cosh \xi_1 & -(\xi_1^2 + \phi k_{RI}) \sinh \xi_1 & (\xi_2^2 - \phi k_{RI}) \cos \xi_2 & (\xi_2^2 - \phi k_{RI}) \sin \xi_2 \end{bmatrix}$$

Fixed–fixed beam: Detailed results are listed in the supplementary file “Vibration analysis of a fixed–fixed beam” with the following matrix.

$$\begin{bmatrix} -\xi_1^2 - \phi k_{RI} & 0.0 & \xi_2^2 - \phi k_{RI} & 0.0 \\ 0.0 & \xi_1 (\xi_1^2 + \phi k_{RI} + \alpha \phi) & 0.0 & \xi_2 (-\xi_2^2 + \phi k_{RI} + \alpha \phi) \\ \xi_1 (\xi_1^2 + \phi k_{RI} + \alpha \phi) \times \sinh \xi_1 & \xi_1 (\xi_1^2 + \phi k_{RI} + \alpha \phi) \times \cosh \xi_1 & \xi_2 (\xi_2^2 - \phi k_{RI} - \alpha \phi) \times \sin \xi_2 & \xi_2 (-\xi_2^2 + \phi k_{RI} + \alpha \phi) \times \cos \xi_2 \\ -(\xi_1^2 + \phi k_{RI}) \cosh \xi_1 & -(\xi_1^2 + \phi k_{RI}) \sinh \xi_1 & (\xi_2^2 - \phi k_{RI}) \cos \xi_2 & (\xi_2^2 - \phi k_{RI}) \sin \xi_2 \end{bmatrix}$$

TIMOSHENKO BEAM THEORY FREE VIBRATION ANALYSIS

Fixed-free beam: Detailed results are listed in the supplementary file “Vibration analysis of a fixed-free beam” with the following matrix.

$$\begin{bmatrix} -\xi_1^2 - \phi k_{RI} & 0.0 & \xi_2^2 - \phi k_{RI} & 0.0 \\ 0.0 & \xi_1 (\xi_1^2 + \phi k_{RI} + \alpha \phi) & 0.0 & \xi_2 (-\xi_2^2 + \phi k_{RI} + \alpha \phi) \\ \cosh \xi_1 & \sinh \xi_1 & \cos \xi_2 & \sin \xi_2 \\ \xi_1 (1 + \phi k_{RI}^2 + k_{RI} \xi_1^2) \times & \xi_1 (1 + \phi k_{RI}^2 + k_{RI} \xi_1^2) \times & \xi_2 (-1 - \phi k_{RI}^2 + k_{RI} \xi_2^2) \times & \xi_2 (1 + \phi k_{RI}^2 - k_{RI} \xi_2^2) \times \\ \sinh \xi_1 & \cosh \xi_1 & \sin \xi_2 & \cos \xi_2 \end{bmatrix}$$

Kruszewski [6] presented the following equation (Equation (14) in [6]) for the determination of natural frequencies:

$$2 - \frac{k_B (k_S^2 + k_{RI}^2)}{\sqrt{1 - k_S^2 k_{RI}^2 k_B^2}} \sin k_B \beta \sinh k_B \alpha + \left[k_B^2 (k_S^2 - k_{RI}^2)^2 + 2 \right] \cos k_B \beta \cosh k_B \alpha = 0$$

where the parameters k_B , k_S , k_{RI} , α , and β are defined in [6] in Equations (3a), (3b), (3c), and (5).

The following equivalences were noted between the parameters considered by Kruszewski [6] and those considered in the present study (PS):

$$k_S^2 = \alpha, k_B = \lambda, k_{RI}^2(K) = k_{RI}(PS)$$

Appendix B: cantilevered beam with a mass, a spring, or a spring-mass system at its end

The case of a cantilevered beam **carrying a tip mass at the beam's end** was considered. Detailed results are listed in the supplementary file “Vibration analysis of a cantilevered beam carrying a tip mass”.

The boundary conditions (Equations (22), (25), (26), (27), and (29)) were as follows.

$$w(x=0) = 0 \rightarrow -(\xi_1^2 + \phi k_{RI}) A_1 + (\xi_2^2 - \phi k_{RI}) C_1 = 0 \quad (B1)$$

$$\varphi(x=0) = 0 \rightarrow \xi_1 (\xi_1^2 + \phi k_{RI} + \phi \alpha) B_1 + \xi_2 (-\xi_2^2 + \phi k_{RI} + \phi \alpha) D_1 = 0 \quad (B2)$$

$$M(x=l) = 0 \rightarrow A_1 \cosh \xi_1 + B_1 \sinh \xi_1 + C_1 \cos \xi_2 + D_1 \sin \xi_2 = 0 \quad (B3)$$

TIMOSHENKO BEAM THEORY FREE VIBRATION ANALYSIS

$$\phi EI \frac{1}{l^2} \times w(x=l) = \phi W_i = -A_1 (\xi_1^2 + \phi k_{RI}) \cosh \xi_1 - B_1 (\xi_1^2 + \phi k_{RI}) \sinh \xi_1 + C_1 (\xi_2^2 - \phi k_{RI}) \cos \xi_2 + D_1 (\xi_2^2 - \phi k_{RI}) \sin \xi_2 \quad (B4)$$

$$(1 - \phi \alpha k_{RI}) \times l V_i = \xi_1 (1 + \phi k_{RI}^2 + k_{RI} \xi_1^2) A_1 \sinh \xi_1 + \xi_1 (1 + \phi k_{RI}^2 + k_{RI} \xi_1^2) B_1 \cosh \xi_1 + \xi_2 (-1 - \phi k_{RI}^2 + k_{RI} \xi_2^2) C_1 \sin \xi_2 + \xi_2 (1 + \phi k_{RI}^2 - k_{RI} \xi_2^2) D_1 \cos \xi_2 \quad (B5)$$

$$l V_i - m_p^* \phi W_i = 0 \quad (B6)$$

The boundary conditions can be expressed as in Equation (A5):

$$\vec{C} = [A_1 \quad B_1 \quad C_1 \quad D_1 \quad W_i \quad l V_i] \quad (B7)$$

The determinant of the matrix $[M]$ was set to zero. The matrix was then as follows.

$$\begin{bmatrix} -(\xi_1^2 + \phi k_{RI}) & 0 & (\xi_2^2 - \phi k_{RI}) & 0 & 0 & 0 \\ 0 & \xi_1 (\xi_1^2 + \phi k_{RI} + \phi \alpha) & 0 & \xi_2 (-\xi_2^2 + \phi k_{RI} + \phi \alpha) & 0 & 0 \\ \cosh \xi_1 & \sinh \xi_1 & \cos \xi_2 & \sin \xi_2 & 0 & 0 \\ -(\xi_1^2 + \phi k_{RI}) \cosh \xi_1 & -(\xi_1^2 + \phi k_{RI}) \sinh \xi_1 & (\xi_2^2 - \phi k_{RI}) \cos \xi_2 & (\xi_2^2 - \phi k_{RI}) \sin \xi_2 & -\phi & 0 \\ \xi_1 (1 + \phi k_{RI}^2 + k_{RI} \xi_1^2) \times \sinh \xi_1 & \xi_1 (1 + \phi k_{RI}^2 + k_{RI} \xi_1^2) \times \cosh \xi_1 & \xi_2 (-1 - \phi k_{RI}^2 + k_{RI} \xi_2^2) \times \sin \xi_2 & \xi_2 (1 + \phi k_{RI}^2 - k_{RI} \xi_2^2) \times \cos \xi_2 & 0 & -(1 - \phi \alpha k_{RI}) \\ 0 & 0 & 0 & 0 & -m_p^* \phi & 1 \end{bmatrix}$$

The case of a **tip mass and spring support** as represented in Figure 3 was considered. Detailed results are listed in the supplementary file “Vibration analysis of a cantilevered beam with a tip mass and spring support”.

The boundary conditions (Equations (B1), (B2), (B3), (B4), and (B5)) were applied. Equation (B6) was replaced by Equation (30). The boundary conditions can be expressed as in Equations (A5) and (B7).

The determinant of the matrix $[M]$ was set to zero. The matrix was then as follows.

$$\begin{bmatrix} -(\xi_1^2 + \phi k_{RI}) & 0 & (\xi_2^2 - \phi k_{RI}) & 0 & 0 & 0 \\ 0 & \xi_1 (\xi_1^2 + \phi k_{RI} + \phi \alpha) & 0 & \xi_2 (-\xi_2^2 + \phi k_{RI} + \phi \alpha) & 0 & 0 \\ \cosh \xi_1 & \sinh \xi_1 & \cos \xi_2 & \sin \xi_2 & 0 & 0 \\ -(\xi_1^2 + \phi k_{RI}) \cosh \xi_1 & -(\xi_1^2 + \phi k_{RI}) \sinh \xi_1 & (\xi_2^2 - \phi k_{RI}) \cos \xi_2 & (\xi_2^2 - \phi k_{RI}) \sin \xi_2 & -\phi & 0 \\ \xi_1 (1 + \phi k_{RI}^2 + k_{RI} \xi_1^2) \times \sinh \xi_1 & \xi_1 (1 + \phi k_{RI}^2 + k_{RI} \xi_1^2) \times \cosh \xi_1 & \xi_2 (-1 - \phi k_{RI}^2 + k_{RI} \xi_2^2) \times \sin \xi_2 & \xi_2 (1 + \phi k_{RI}^2 - k_{RI} \xi_2^2) \times \cos \xi_2 & 0 & -(1 - \phi \alpha k_{RI}) \\ 0 & 0 & 0 & 0 & (k_p^* - m_p^* \phi) & 1 \end{bmatrix}$$

TIMOSHENKO BEAM THEORY FREE VIBRATION ANALYSIS

The case of a cantilevered beam carrying a **spring–mass system at the beam’s end** as represented in Figure 4 was considered. Detailed results are listed in the supplementary file “Vibration analysis of a cantilevered beam carrying a spring–mass system”. The boundary conditions (Equations (B1), (B2), (B3), (B4), and (B5)) were applied. Equation (B6) was replaced by Equations (31a) and (31b).

The boundary conditions can be expressed as in Equation (A5):

$$\vec{C} = [A_1 \quad B_1 \quad C_1 \quad D_1 \quad W_i \quad lV_i \quad W_{iM}]. \quad (B8)$$

The determinant of the matrix $[M]$ was set to zero. The matrix was then as follows.

$$\begin{bmatrix} -(\xi_1^2 + \phi k_{RI}) & 0 & (\xi_2^2 - \phi k_{RI}) & 0 & 0 & 0 & 0 \\ 0 & \xi_1(\xi_1^2 + \phi k_{RI} + \phi \alpha) & 0 & \xi_2(-\xi_2^2 + \phi k_{RI} + \phi \alpha) & 0 & 0 & 0 \\ \cosh \xi_1 & \sinh \xi_1 & \cos \xi_2 & \sin \xi_2 & 0 & 0 & 0 \\ -(\xi_1^2 + \phi k_{RI}) \cosh \xi_1 & -(\xi_1^2 + \phi k_{RI}) \sinh \xi_1 & (\xi_2^2 - \phi k_{RI}) \cos \xi_2 & (\xi_2^2 - \phi k_{RI}) \sin \xi_2 & -\phi & 0 & 0 \\ \xi_1(1 + \phi k_{RI}^2 + k_{RI} \xi_1^2) & \xi_1(1 + \phi k_{RI}^2 + k_{RI} \xi_1^2) & \xi_2(-1 - \phi k_{RI}^2 + k_{RI} \xi_2^2) & \xi_2(1 + \phi k_{RI}^2 - k_{RI} \xi_2^2) & 0 & -(1 - \phi \alpha k_{RI}) & 0 \\ \times \sinh \xi_1 & \times \cosh \xi_1 & \times \sin \xi_2 & \times \cos \xi_2 & & & \\ 0 & 0 & 0 & 0 & 0 & 1 & -m_p^* \phi \\ 0 & 0 & 0 & 0 & -k_p^* & 0 & (k_p^* - m_p^* \phi) \end{bmatrix}$$

Appendix C: Second-order vibration analysis of Timoshenko beams

Without a Winkler foundation, the solution to Equation (61) is as follows (Equations (66c) and (66d)).

$$M(x) = A_1 \cosh \xi_1 \frac{x}{l} + B_1 \sinh \xi_1 \frac{x}{l} + C_1 \cos \xi_2 \frac{x}{l} + D_1 \sin \xi_2 \frac{x}{l} \quad (C1)$$

$$\xi_{1,2} = \sqrt{(\mp B + \sqrt{\Delta}) / 2A} \quad (C2)$$

The parameters A, B, and Δ are defined in Equations (65a), (65b), and (65d), respectively.

Substituting Equations (C1) and (65a) to (65e) into Equations (62) and (63) yields the following.

$$\phi EI / l^2 \times w(x) = (-A \xi_1^2 - E) A_1 \cosh \xi_1 \frac{x}{l} + (-A \xi_1^2 - E) B_1 \sinh \xi_1 \frac{x}{l} \quad (C3)$$

$$+ (A \xi_2^2 - E) C_1 \cos \xi_2 \frac{x}{l} + (A \xi_2^2 - E) D_1 \sin \xi_2 \frac{x}{l}$$

$$\phi EI / l^2 \times (\phi \alpha k_{RI} - 1) \times l \varphi(x) = (B \xi_1 + A \xi_1^3) A_1 \sinh \xi_1 \frac{x}{l} \quad (C4)$$

$$+ (B \xi_1 + A \xi_1^3) B_1 \cosh \xi_1 \frac{x}{l} + (-B \xi_2 + A \xi_2^3) C_1 \sin \xi_2 \frac{x}{l} + (B \xi_2 - A \xi_2^3) D_1 \cos \xi_2 \frac{x}{l}$$

TIMOSHENKO BEAM THEORY FREE VIBRATION ANALYSIS

Pinned–pinned beam: the determinant of the matrix expressing the boundary conditions ($M(x=0)=0$; $w(x=0)=0$; $M(x=1)=0$; $w(x=1)=0$) was set to zero. The matrix was then as follows.

$$\begin{bmatrix} 1.0 & 0.0 & 1.0 & 0.0 \\ -A_{\xi_1}^{\xi^2} - E & 0.0 & A_{\xi_2}^{\xi^2} - E & 0.0 \\ \cosh \xi_1 & \sinh \xi_1 & \cos \xi_2 & \sin \xi_2 \\ (-A_{\xi_1}^{\xi^2} - E) \cosh \xi_1 & (-A_{\xi_1}^{\xi^2} - E) \sinh \xi_1 & (A_{\xi_2}^{\xi^2} - E) \cos \xi_2 & (A_{\xi_2}^{\xi^2} - E) \sin \xi_2 \end{bmatrix}$$

Fixed–pinned beam: the determinant of the matrix expressing the boundary conditions ($w(x=0)=0$; $\varphi(x=0)=0$; $M(x=1)=0$; $w(x=1)=0$) was set to zero. The matrix was then as follows.

$$\begin{bmatrix} -A_{\xi_1}^{\xi^2} - E & 0.0 & A_{\xi_2}^{\xi^2} - E & 0.0 \\ 0.0 & B_{\xi_1}^{\xi} + A_{\xi_1}^{\xi^3} & 0.0 & B_{\xi_2}^{\xi} - A_{\xi_2}^{\xi^3} \\ \cosh \xi_1 & \sinh \xi_1 & \cos \xi_2 & \sin \xi_2 \\ (-A_{\xi_1}^{\xi^2} - E) \cosh \xi_1 & (-A_{\xi_1}^{\xi^2} - E) \sinh \xi_1 & (A_{\xi_2}^{\xi^2} - E) \cos \xi_2 & (A_{\xi_2}^{\xi^2} - E) \sin \xi_2 \end{bmatrix}$$

References

- [1] T. Kocatürk, M. Simsek: Free vibration analysis of Timoshenko beams under various boundary conditions. *Journal of Engineering and Natural Sciences*, January 2005
- [2] M. Gürgöze: On the eigenfrequencies of a cantilever beam with attached tip mass and a spring-mass system. *Journal of Sound and Vibration* (1996) 190(2), 149-162. <https://doi.org/10.1006/jsvi.1996.0053>
- [3] Y. Yesilce, O. Demirdag, S. Catal: Free vibrations of a multi-span Timoshenko beam carrying multiple spring-mass systems. *Sadhana* Vol. 33, Part 4, August 2008, pp. 385–401. <https://doi.org/10.1007/s12046-008-0026-1>.
- [4] A. Ghannadiazl, M. Mofid: An analytical solution for free vibration of elastically restrained Timoshenko beam on an arbitrary variable Winkler foundation and under axial load. *Lat. Am. J. Solids Struct.* 12 (2015) 2417-2438. <https://doi.org/10.1590/1679-78251504>
- [5] N. N. Osadebe, J.C. Agunwamba, M.E. Onyia, E.O. Rowland-Lato: Free Vibration Analysis of Timoshenko Beam Using Energy Separation Principle. *IJSER* vol 9, Issue 2, February 2018
- [6] Kruszewski, Edwin T: Effect of transverse shear and rotary inertia on the natural frequency of a uniform beam. National advisory committee for aeronautics, Technical note 1909 <https://ntrs.nasa.gov/search.jsp?R=19930082587>