Preprints.org

Article

Not peer-reviewed version

A Unified Cosmology in a 5D Hypersphere: A Geometric Framework Without Inflation, Dark Matter, or Dark Energy

José Gabriel Ramírez Escalona *

Posted Date: 20 October 2025

doi: 10.20944/preprints202510.1475.v1

Keywords: FLRW metric; Friedmann equations; inflation; CMB; dark matter; dark energy; Tully-Fisher relation; MOND; wide binary systems; Virial theorem; redshift; accelerated expansion of the universe

Preprints.org is a free multidisciplinary platform providing preprint service that is dedicated to making early versions of research outputs permanently available and citable. Preprints posted at Preprints.org appear in Web of Science, Crossref, Google Scholar, Scilit, Europe PMC.

Copyright: This open access article is published under a Creative Commons CC BY 4.0 license, which permit the free download, distribution, and reuse, provided that the author and preprint are cited in any reuse.

Preprints.org (www.preprints.org) | NOT PEER-REVIEWED | Posted: 20 October 2025 doi:10.20944/preprints202510.1475.v1

Disclaimer/Publisher's Note: The statements, opinions, and data contained in all publications are solely those of the individual author(s) and contributor(s) and not of MDPI and/or the editor(s). MDPI and/or the editor(s) disclaim responsibility for any injury to people or property resulting from any ideas, methods, instructions, or products referred to in the content.

Article

A Unified Cosmology in a 5D Hypersphere: A Geometric Framework Without Inflation, Dark Matter, or Dark Energy

José Gabriel Ramírez Escalona

Independent Researcher; jgabrielre@gmail.com

Abstract

The standard cosmological model, ΛCDM, despite its observational success, relies on three components whose physical nature remains unconfirmed: inflation, dark matter, and dark energy. This work **proposes an alternative, purely geometric framework** that offers a unified solution to these enigmas based on a single and fundamental hypothesis: **our universe is a three-dimensional hypersphere in expansion, embedded in a five-dimensional spacetime**. We argue that the intrinsic perspective of standard cosmology (the FLRW metric) provides an **incomplete description of reality**, forcing the introduction of "dark" components to explain effects that arise naturally from the extrinsic geometry and dynamics of the fifth dimension. In our model, the "dark" phenomena are not exotic substances or epochs, but rather **the manifestations in our 4D spacetime of this higher-dimensional geometric reality**. Moreover, **the model requires only three initial parameters**—the baryonic mass of the universe, its radiation content, and the current value of H_0 that fixes the proper time τ—highlighting its simplicity compared to the ΛCDM paradigm. First, **we postulate a fundamental relation between curvature and inhomogeneity** ($|\Omega_k| = 1/2\delta_\rho$), which **resolves the flatness and horizon problems without the need for an inflationary epoch**. When applied to the CMB, this hypothesis allows us to determine the fundamental parameters of the universe and to **reproduce the angular scale of the first acoustic peak with an error of about 8%**. Second, **the global deceleration of the hypersphere projects an additional acceleration into our 3D space**, which—using the parameters derived from the CMB—quantitatively explains galactic rotation curves, the dynamics of clusters, and provides a new Tully–Fisher relation of the form $M \propto v^3$. From this formulation, **the MOND law** and the **Virial-like relation** $M \propto \sigma_v^3$ for galaxy clusters naturally emerge **without the need to invoke dark matter**. Third, the non-trivial temporal component ($g_{tt} \neq 1$) of the proposed 5D metric induces a **gravitational redshift** that reproduces the Hubble diagram of supernovae, **eliminating the need for dark energy**. In summary, we present **a self-consistent, purely geometric cosmological model** that addresses several of the major puzzles of modern cosmology within **a unified framework**, offering a potentially **simpler alternative to ΛCDM** and making testable predictions for a range of astrophysical and cosmological observations. While the model provides **a radical alternative to the current paradigm**, it should be regarded **as an initial and basic proposal, requiring further mathematical development and more detailed confrontation with observations**. Its simplicity, together with the breadth of phenomena it accounts for, suggests it may serve as a

© 2025 by the author(s). Distributed under a Creative Commons CC BY license.

Preprints.org (www.preprints.org) | NOT PEER-REVIEWED | Posted: 20 October 2025 doi:10.20944/preprints202510.1475.v1

viable starting point for dialogue and further research aimed at testing and refining this geometric approach.

Keywords: FLRW metric; Friedmann equations; inflation; CMB; dark matter; dark energy; Tully-Fisher relation; MOND; wide binary systems; Virial theorem; redshift; accelerated expansion of the universe

---

Content table:

1. Introduction 3

2. Proposal for a new metric of the universe 4

3. Dynamics of the universe according to a coordinate observer 7

4. Dynamics of the universe according to a comoving observer 10

4.1. Kinematic Framework and the Scope of Special Relativity 13

4.2. Radiation-dominated era 13

4.3. Matter-dominated era 14

5. Alternative to Dark Energy: Gravitational Redshift 15

6. Alternative to inflation: the link between curvature and homogeneity and synchronicity 17

6.1. Cosmic inflation: motivation, framework and open issues 17

6.2. New hypothesis: the relation between curvature and homogeneity 18

6.3. Evolution of density fluctuations δ_ρ 21

6.4. Evolution of temperature fluctuations δ_T 23

6.5. Application and results: the CMB 23

6.6. Calculation of the position of the first acoustic peak in the CMB 26

7. Alternative to Dark Matter: the Cosmological Acceleration 28

7.1. Formal derivation of the cosmological acceleration projected onto the 3D universe 30

7.1.1. Radial acceleration of an orbiting observer 32

7.2. Alternative to the Einstein-Strauss vacuole: the emergent negative mass and its effect 33

7.2.1. Modification of the local metric 34

7.2.2. Modification of the Newtonian acceleration 38

7.3. Derivation of the mass–velocity relation 39

7.4. Derivation of MOND from cosmological acceleration 40

7.5. Application to galaxy rotation velocity curves 41

© 2025 by the author(s). Distributed under a Creative Commons CC BY license.

Preprints.org (www.preprints.org) | NOT PEER-REVIEWED | Posted: 20 October 2025 doi:10.20944/preprints202510.1475.v1

7.6. Wide binary systems 46

7.7. Velocity dispersion in galaxy clusters: A 5D virial-like relation without dark matter 47

8. Conclusions 49

9. Discussions 51

10. Conceptual and Philosophical Implications 52

11. Future Work 52

12. Relation with previous works 53

13. References 53

© 2025 by the author(s). Distributed under a Creative Commons CC BY license.

Preprints.org (www.preprints.org) | NOT PEER-REVIEWED | Posted: 20 October 2025 doi:10.20944/preprints202510.1475.v1

1. Introduction

Modern cosmology is based on the Friedmann–Lemaître–Robertson–Walker metric, or FLRW metric. This four-dimensional metric (three spatial dimensions and one temporal dimension) is considered the most general form compatible with the cosmological principle, which assumes that the universe is homogeneous and isotropic on large scales. The most common form of the FLRW metric is:

$$ds^2 = c^2dt^2 - a(t)^2\left(\frac{dr^2}{1-kr^2} + r^2d\theta^2 + r^2sin^2\theta d\phi^2\right) \quad (1)$$

Here, the time coordinate t is known as **cosmological time**, which is the proper time measured by an observer whose peculiar motion is negligible, i.e., whose motion is due only to the expansion or contraction of the homogeneous and isotropic space-time. Such observers, who all share the same cosmological time, are often referred to as **fundamental observers**. In an expanding universe like ours, all fundamental observers move with the Hubble flow.

The spatial coordinates *(r, θ, ϕ)*, assigned by a fundamental observer, are called **comoving coordinates** and remain constant over time for any given point. The curvature parameter *k* can take one of three discrete values: 0, +1, or -1, corresponding respectively to flat, positively curved, or negatively curved three-dimensional hypersurfaces.

Another cornerstone of modern cosmology is Einstein's General Relativity, whose field equations are:

$$G_{\alpha\beta} \equiv R_{\alpha\beta} - \frac{1}{2}Rg_{\alpha\beta} + \Lambda g_{\alpha\beta} = \frac{8\pi G}{c^4}T_{\alpha\beta} \quad (2)$$

For convenience, we will use the mixed-index form:

$$G^{\alpha}_{\beta} \equiv R^{\alpha}_{\beta} - \frac{1}{2}Rg^{\alpha}_{\beta} + \Lambda g^{\alpha}_{\beta} = \frac{8\pi G}{c^4}T^{\alpha}_{\beta} \quad (3)$$

Assuming that the energy-momentum tensor of the universe corresponds to a **perfect fluid**:

$$T_{\alpha\beta} = (\rho + p)u_{\alpha}u_{\beta} + pg_{\alpha\beta} \quad (4)$$

In the absence of peculiar motions, the four-velocity is $u^{\alpha}=(1, 0, 0, 0)$, then the mixed energy-momentum tensor takes the form (this representation simplifies calculations involving the Einstein tensor in mixed-index form):

$$T^{\alpha}_{\beta} = \begin{pmatrix} \rho c^2 & 0 & 0 & 0 \\ 0 & -p & 0 & 0 \\ 0 & 0 & -p & 0 \\ 0 & 0 & 0 & -p \end{pmatrix} \quad (5)$$

Now, we can apply the Einstein equations to the FLRW metric to obtain the well-known Friedmann equations:

$$\frac{\ddot{a}}{a} = -\frac{4\pi G}{3}(\rho + 3p) + \frac{\Lambda}{3} \quad (6)$$

$$\left(\frac{\dot{a}}{a}\right)^2 = \frac{8\pi G}{3}\rho - \frac{kc^2}{a^2} + \frac{\Lambda}{3} \quad (7)$$

These equations, given appropriate values of *k* and the initial matter and energy densities of the universe, **describe the dynamics of the cosmos** and yield a wide variety of cosmological models. For this reason, the Friedmann equations are generally regarded as **the foundational equations of modern cosmology**.

© 2025 by the author(s). Distributed under a Creative Commons CC BY license.

Preprints.org (www.preprints.org) | NOT PEER-REVIEWED | Posted: 20 October 2025 doi:10.20944/preprints202510.1475.v1

2. Proposal for a New Metric of the Universe

In our proposal, although the FLRW metric is usually regarded as the most general form consistent with the cosmological principle, we start instead from the hyperspherical metric in four spatial dimensions:

$$ds^2 = dR^2 + R^2 d\chi^2 + R^2 \sin^2\chi \, d\theta^2 + R^2 \sin^2\chi \sin^2\theta \, d\phi^2 \tag{8}$$

Introducing the following changes of variable:

$$r = \sin\chi, \quad 0 \le r \le 1 \quad (closed\ universe) \tag{9}$$

$$r = \sinh\chi, 0 \le r < \infty \ (open\ universe) \tag{10}$$

$$r = \chi, 0 \le r < \infty \ (flat\ universe) \tag{11}$$

we obtain the generic form:

$$ds^2 = dR^2 + R^2\left(\frac{dr^2}{1-kr^2} + r^2 d\theta^2 + r^2 \sin^2\theta d\phi^2\right) \tag{12}$$

where the curvature parameter k takes the discrete values +1, −1, 0, corresponding to the closed, open, and flat cases, respectively.

Adding the time component using the trace (+ - - - -), the full five-dimensional metric becomes:

$$ds^2 = c^2 dt^2 - dR^2 - R^2\left(\frac{dr^2}{1-kr^2} + r^2 d\theta^2 + r^2 \sin^2\theta d\phi^2\right) \tag{13}$$

Now, if we assume that the hyperspherical radius R is a function of cosmological time, $R = R(ct)$, then its differential becomes:

$$\mathrm{d}R(ct) = \frac{\mathrm{d}R(ct)}{\mathrm{d}ct}\mathrm{d}ct = \dot{R}(ct)\mathrm{d}ct = c \cdot \dot{R}(ct)\mathrm{d}t \tag{14}$$

where the dot notation denotes derivatives with respect to ct.

Substituting into the metric yields

$$ds^2 = c^2 dt^2 - c^2 \dot{R}^2(ct) dt^2 - R^2(ct)\left(\frac{dr^2}{1-kr^2} + r^2 d\theta^2 + r^2 \sin^2\theta d\phi^2\right) \tag{15}$$

Grouping time components:

$$\boxed{\mathrm{d}s^2 = \left(1 - \dot{R}^2(ct)\right) c^2 \mathrm{d}t^2 - R^2(ct)\left(\frac{\mathrm{d}r^2}{1-r^2} + r^2 \mathrm{d}\theta^2 + r^2 \sin^2\theta \mathrm{d}\phi^2\right)} \tag{16}$$

By comparing this expression with the standard FLRW metric (1), we see that the spatial part is equivalent under the identification $a(t) = R(t)$. However, the temporal component differs due to its dependence on the expansion rate $\mathrm{d}R(t)/\mathrm{d}t$, which modifies the form of g_{tt}

$$g_{tt}(t) = 1 - \dot{R}^2(ct) \tag{17}$$

© 2025 by the author(s). Distributed under a Creative Commons CC BY license.

Preprints.org (www.preprints.org) | NOT PEER-REVIEWED | Posted: 20 October 2025 doi:10.20944/preprints202510.1475.v1

As will be shown later, this deviation induces a **gravitational redshift** that may explain the Hubble diagrams—currently interpreted as evidence for an accelerating universe—without requiring the existence of dark energy.

The gravitational redshift has the form:

$$1 + z_{grav} = \sqrt{\frac{g_{tt}(t_2)}{g_{tt}(t_1)}} \tag{18}$$

Furthermore, by performing the change of variable

$$d\tau = \sqrt{1 - \dot{R}^2(ct)} \cdot dt \tag{19}$$

we recover the usual FLRW metric:

$$ds^2 = c^2 d\tau^2 - R^2(\tau)(\frac{dr^2}{1 - kr^2} + r^2 d\theta^2 + r^2 sin^2\theta d\phi^2) \tag{20}$$

At this juncture, it is crucial to elaborate on the distinction between the coordinate observer and the comoving observer, as this is fundamental to the conceptual framework of our model.

The coordinate observer is a theoretical construct residing in the 5D embedding space (the "bulk"), external to the hypersphere and at rest with respect to its expansion. By construction, their state of rest **defines a privileged frame of reference**. This observer has access to the extrinsic parameters of the geometry, such as the hypersphere's radius *R(t)* and its expansion velocity $\dot{R}(t)$. The time measured by their clock, the coordinate time t, functions as a universal cosmic clock that establishes **absolute simultaneity across the entire hypersphere**. This implies that major cosmological epochs, such as the end of the Planck era or recombination, are globally synchronous events. **The universe's evolution is therefore intrinsically coherent, eliminating the need for prior causal contact to explain its large-scale homogeneity**.

The comoving observer, in contrast, represents a physical observer **"trapped" on the surface of the hypersphere**, whose trajectory follows the expansion flow. This is the fundamental observer of the FLRW metric and the ΛCDM model. Being limited to measurements within the 3-brane, they only have access to the intrinsic parameters of the geometry. They perceive the effects of the extrinsic dynamics as emergent phenomena, as they lack the perspective to attribute them to the underlying 5D geometry. A comoving observer's clock measures proper time τ, which undergoes **time dilation with respect to the coordinate time *t***, as described in Equation (19), due to their absolute motion through the fifth dimension. In fact, the kinematic effect of comparing time dilations of comoving observers at different epochs is equivalent to the gravitational redshift derived in (17) :

$$\frac{d\tau_1}{d\tau_2} = \frac{\gamma_2}{\gamma_1} = \sqrt{\frac{1 - v_1^2}{1 - v_2^2}} = \sqrt{\frac{1 - \dot{R}_1^2}{1 - \dot{R}_2^2}} = \sqrt{\frac{g_{tt_1}}{g_{tt_2}}} \tag{21}$$

Once the above concepts, which are key to understanding the proposed model, are clarified, we can continue.

Assuming the energy-momentum tensor still corresponds to a perfect fluid, we write:

$$T_\beta^\alpha = \begin{pmatrix} \rho c^2 & 0 & 0 & 0 \\ 0 & -p & 0 & 0 \\ 0 & 0 & -p & 0 \\ 0 & 0 & 0 & -p \end{pmatrix} \tag{22}$$

Using the new metric (16), the Einstein's field equations (3) give for the temporal component:

© 2025 by the author(s). Distributed under a Creative Commons CC BY license.

Preprints.org (www.preprints.org) | NOT PEER-REVIEWED | Posted: 20 October 2025 doi:10.20944/preprints202510.1475.v1

$$G_0^0 = \frac{3\dot{R}^2(ct)(1-k)+3k}{R^2(ct)(1-\dot{R}^2(ct))} = \frac{8\pi G}{c^4}T_0^0 = \frac{8\pi G}{c^2}\rho \tag{23}$$

Extracting the common factor 3, we obtain

$$\boxed{\frac{\dot{R}^2(ct)(1-k)+k}{R^2(ct)(1-\dot{R}^2(ct))} = \frac{8\pi G}{3c^2}\rho \tag{24}}$$

For the spatial diagonal components:

$$G_1^1 = G_2^2 = G_3^3 = \frac{(1-\dot{R}^2(ct))^2\cdot k + 2R(ct)\ddot{R}(ct) - \dot{R}^4(ct) + \dot{R}^2(ct)}{R^2(ct)(1-\dot{R}^2(ct))^2} = \frac{8\pi G}{c^4}T_1^1 = \frac{8\pi G}{c^4}T_2^2 = \frac{8\pi G}{c^4}T_3^3 = -\frac{8\pi G}{c^4}p \tag{25}$$

From (24) we isolate

$$\frac{1}{R^2(ct)(1-\dot{R}^2(ct))} = \frac{8\pi G}{3c^2}\cdot\frac{\rho}{\dot{R}^2(ct)(1-k)+k} \tag{26}$$

and substituting into (25) gives

$$\frac{(1-\dot{R}^2(ct))^2\cdot k + 2R(ct)\ddot{R}(ct) - \dot{R}^4(ct) + \dot{R}^2(ct)}{(1-\dot{R}^2(ct))}\cdot\frac{8\pi G}{3c^2}\cdot\frac{\rho}{\dot{R}^2(ct)(1-k)+k} = -\frac{8\pi G}{c^4}p \tag{27}$$

This simplifies to:

$$\boxed{p = -\frac{(1-\dot{R}^2(ct))^2\cdot k + 2R(ct)\ddot{R}(ct) - \dot{R}^4(ct) + \dot{R}^2(ct)}{(1-\dot{R}^2(ct))\cdot(\dot{R}^2(ct)(1-k)+k)}\cdot\frac{\rho}{3} \tag{28}}$$

Therefore, equations (24) and (28) can be considered the **modified Friedman equations** derived from the new five-dimensional hyperspherical metric (16).

Finally, starting from (24) we can recover the standard Friedmann equation (7), which will be used throughout the rest of the paper to describe the dynamics.

Multiplying out:

$$\frac{\dot{R}^2(ct)(1-k)+k}{R^2(ct)} = \frac{8\pi G}{3c^2}(1-\dot{R}^2(ct))\cdot\rho \tag{29}$$

Rearranging,

$$\frac{\dot{R}^2(ct)(1-k)+k}{R^2(ct)} = \frac{\dot{R}^2(ct)-\dot{R}^2(ct)k+k}{R^2(ct)} = \frac{\dot{R}^2(ct)+k(1-\dot{R}^2(ct))}{R^2(ct)} \tag{30}$$

so that

$$\frac{\dot{R}^2(ct)}{R^2(ct)} + \frac{k(1-\dot{R}^2(ct))}{R^2(ct)} = \frac{8\pi G}{3c^2}(1-\dot{R}^2(ct))\cdot\rho \tag{31}$$

Moving the k-term to the right-hand side:

$$\frac{\dot{R}^2(ct)}{R^2(ct)} = \frac{8\pi G}{3c^2}\rho\cdot(1-\dot{R}^2(ct)) - \frac{k\cdot(1-\dot{R}^2(ct))}{R^2(ct)} \tag{32}$$

© 2025 by the author(s). Distributed under a Creative Commons CC BY license.

Preprints.org (www.preprints.org) | NOT PEER-REVIEWED | Posted: 20 October 2025 doi:10.20944/preprints202510.1475.v1

Now, since

$$\dot{R}(ct) = \frac{dR}{dct} = \frac{dR}{dc\tau}\frac{dc\tau}{dct} = \dot{R}(c\tau)\frac{d\tau}{dt} \tag{33}$$

and using (19), we find

$$\dot{R}^2(ct) = \dot{R}^2(c\tau)(1 - \dot{R}^2(ct)) \tag{34}$$

Substituting into (32):

$$\frac{\dot{R}^2(ct)(1 - \dot{R}^2(ct))}{R^2(ct)} = \frac{8\pi G}{3c^2}\rho \cdot (1 - \dot{R}^2(ct)) - \frac{k \cdot (1 - \dot{R}^2(ct))}{R^2(ct)} \tag{35}$$

Since $R(ct) = R(c\tau)$ we finally obtain

$$\frac{\dot{R}^2(c\tau)}{R^2(c\tau)} = \frac{8\pi G}{3c^2}\rho - \frac{k}{R^2(c\tau)} \tag{36}$$

recovering the standard Friedmann equation (7) for a comoving observer.

In summary, we began from the hyperspherical metric (8). After introducing the temporal component ct and assuming that R depends on coordinate time, we arrived at the new metric (16), which resembles the FLRW metric but with two key differences: the scale factor is replaced by $R(t)$, and the temporal component acquires a non-trivial form ($g_{tt}\neq 1$), introducing a gravitational shift. Applying Einstein's field equations (3) to this metric yields the modified Friedmann equations (22) and (26) for a coordinate observer. Finally, from (24) we showed that the standard Friedmann equation (7) is recovered for a comoving observer, thereby **proving the internal consistency of the new metric** (16) **and establishing that FLRW appears as a particular case for comoving frames.**

3. Dynamics of the Universe According to a Coordinate Observer

We now derive the equations that determine the expansion rate of the universe. Throughout this section and all the document, **we assume a vanishing cosmological constant, Λ=0**.

Starting from Eq. (24), after some algebra we can isolate the expansion velocity as:

$$\boxed{\dot{R}^2(ct) = 1 - \frac{1}{1 - k + \frac{8\pi G}{3c^2}\rho R^2(ct)}} \tag{37}$$

From this expression, several deductions can already be made. First, it is evident that at the beginning of the universe, when $R(ct) \approx 0$, its the expansion velocity equals the speed of light. Moreover, since at that early stage the dominant density is the radiation density, which scales as R^{-4}, one can also deduce that the density-dependent term in the denominator will be much larger than $1-k$. Therefore, **the universe expands in a manner nearly independent of the value of k**. In other words, **the early universe expands as if it were flat**.

To obtain a dynamics that spans the entire history of the universe, we consider that the total density is composed of a radiation energy density and a dust-like matter density, namely:

$$\rho(ct) = \rho_E(ct) + \rho_M(ct) \tag{38}$$

For the radiation energy density, defined by:

© 2025 by the author(s). Distributed under a Creative Commons CC BY license.

Preprints.org (www.preprints.org) | NOT PEER-REVIEWED | Posted: 20 October 2025 doi:10.20944/preprints202510.1475.v1

$$\rho_E(ct) = \frac{E(ct)}{c^2 V(ct)} = \frac{E(ct)}{c^2 \frac{4\pi}{3} R^3(ct)} \tag{39}$$

its time dependence arises from the cosmic expansion: as the radius $R(ct)$ increases, the wavelength λ of the radiation grows, leading to a decrease in the energy $E(ct)$ inversely proportional to $R(ct)$ (cosmological redshift). To preserve correct physical dimensions, we introduce a scaling radius R_S,whose value we will try to determine later, such that:

$$E(ct) = \frac{R_S}{R(ct)} E_U \tag{40}$$

where E_U is the initial radiation energy content of the universe. Thus, we obtain:

$$\rho_E(ct) = \frac{R_S}{\frac{4\pi}{3} R^4(ct)} \frac{E_U}{c^2} \tag{41}$$

For matter, the density is simply:

$$\rho_M(ct) = \frac{M_U}{\frac{4\pi}{3} R^3(ct)} \tag{42}$$

Before proceeding, we note that for the volume we have used the Euclidean expression rather than the one corresponding to a 3-sphere. This is correct as long as the curvature of the universe, as will be shown later, is negligible.

Substituting the above densities into Eq. (37), we obtain:

$$\frac{8\pi G}{3c^2} \rho R^2(ct) = \frac{8\pi G}{3c^2} \left(\frac{3M_U}{4\pi R^3(ct)} + \frac{3E_U R_S}{4\pi c^2 R^4(ct)}\right) R^2(ct) = \frac{2G}{c^2} \left(\frac{M_U}{R(ct)} + \frac{E_U R_S}{c^2 R^4(ct)}\right) \tag{43}$$

Defining the characteristic radii:

$$\begin{aligned} R_M &= \frac{2GM_U}{c^2} \\ R_R &= \frac{2GM_R}{c^2} \end{aligned} \tag{44}$$

with the radiation mass, M_R, defined as

$$M_R = \frac{E_R}{c^2} \tag{45}$$

we can rewrite Eq. (43) as:

$$\frac{8\pi G}{3c^2} \rho R^2(ct) = \frac{R_R R_S + R_M R(ct)}{R^2(ct)} \tag{46}$$

This allows us to express the expansion velocity as:

$$\boxed{\dot{R}^2(ct) = 1 - \frac{R^2(ct)}{(1-k)R^2(ct) + R_R R_s + R_M R(ct)}} \tag{47}$$

© 2025 by the author(s). Distributed under a Creative Commons CC BY license.

Preprints.org (www.preprints.org) | NOT PEER-REVIEWED | Posted: 20 October 2025 doi:10.20944/preprints202510.1475.v1

From the above expression it can be easily deduced that the universe will reach a maximum radius only if its expansion velocity comes to a halt, i.e. if $\dot{R}(ct) = 0$. This is only possible when k =1, that is, for a closed universe.

If we assume that expansion halts when $R(ct)$ reaches its maximum value, denoted R_S—which is the same scaling factor introduced for the radiation density (this scaling factor R_S ensures that when R=R_S, the density reduces to the expected form "total radiation mass over volume")—then we have:

$$1 = \frac{R_S^2}{R_S R_R + R_M R_S} = \frac{R_S}{R_R + R_M} \tag{48}$$

which implies

$$R_S = R_M + R_R \tag{49}$$

Since, as will be shown later (and consistent with current matter and radiation densities), $M_U >> M_R$, we may approximate

$$R_S \simeq R_M = \frac{2GM_U}{c^2} \tag{50}$$

This leads to the simplified expression:

$$\boxed{\dot{R}^2(ct) = 1 - \frac{R^2(ct)}{(1-k)R^2(ct) + R_s(R_R + R(ct))}} \tag{51}$$

and finally:

$$\boxed{\dot{R}(ct) = \sqrt{1 - \frac{R^2(ct)}{(1-k)R^2(ct) + R_s(R_R + R(ct))}}} \tag{52}$$

From the above expression we can now infer how the universe behaves for each type of curvature:

- **Flat universe (k = 0)**: the universe expands indefinitely, with its expansion velocity gradually decreasing but never vanishing ($\dot{R}(ct) \to 0$ as $R(ct) \to \infty$).
- **Open universe (k = −1)**: the universe also expands indefinitely, with the velocity tending asymptotically to $c/\sqrt{2}$ as $R(ct) \to \infty$.
- **Closed universe (k = 1)**: the universe expands in a decelerated manner until it reaches the maximum size R_S, after which a phase of accelerated contraction begins.

The following figure shows the expansion velocity as a function of the radius $R(t)$, the k parameter and the values shown in Table 1.

© 2025 by the author(s). Distributed under a Creative Commons CC BY license.

Preprints.org (www.preprints.org) | NOT PEER-REVIEWED | Posted: 20 October 2025 doi:10.20944/preprints202510.1475.v1

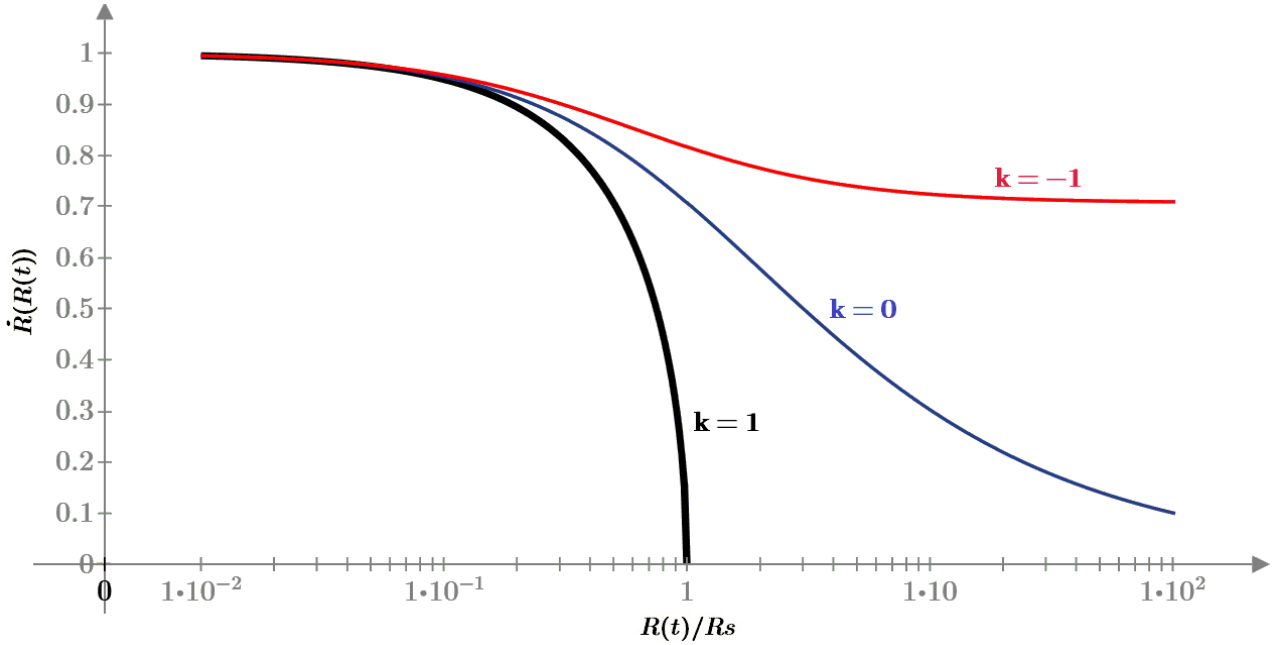

Figure 1. The rate of expansion of the universe as a function of its radius R(t) and the k value.

Differentiating with respect to time yields the acceleration of the cosmic expansion:

$$\ddot{R}(ct) = \frac{d\dot{R}(ct)}{cdt} = \frac{d\dot{R}(ct)}{dR}\frac{dR}{cdt} = \frac{d\dot{R}(ct)}{dR}\dot{R}(ct) == -\frac{1}{2}\frac{R_S R(ct)(R(ct)+2R_R)}{[(1-k)R^2(ct)+R_S(R(ct)+R_R)]^2} \tag{53}$$

where **the negative sign indicates that the expansion is decelerated**. Thus, the universe begins at $R(0) = 0$ with an initial expansion velocity equal to c, which gradually decreases over time, coming to rest only in the case of a closed universe (k = 1).

Substituting Eq. (51) into the metric (16), we obtain:

$$ds^2 = \frac{R^2(ct)}{(1-k)R^2(ct)+R_s(R_R+R(ct))}c^2dt^2 - R^2(ct)(\frac{dr^2}{1-r^2}+r^2d\theta^2+r^2sin^2\theta d\phi^2) \tag{54}$$

Introducing the variable change

$$d\tau = \sqrt{\frac{R^2(ct)}{(1-k)R^2(ct)+R_s(R_R+R(ct))}}\cdot dt \tag{55}$$

we recover the standard FLRW metric (where the scale factor a(τ) is replaced by the radius $R(\tau)$:

$$ds^2 = c^2d\tau^2 - R^2(\tau)(\frac{dr^2}{1-r^2}+r^2d\theta^2+r^2sin^2\theta d\phi^2) \tag{56}$$

Here, τ represents the proper time of a comoving observer, while t is the cosmic coordinate time.

To relate R with the coordinate time t, one needs to integrate

$$t = \frac{1}{c}\int_0^R \frac{dR}{\dot{R}} \tag{57}$$

© 2025 by the author(s). Distributed under a Creative Commons CC BY license.

Preprints.org (www.preprints.org) | NOT PEER-REVIEWED | Posted: 20 October 2025 doi:10.20944/preprints202510.1475.v1

For Eq. (52), this integral has no known analytical solution. However, assuming a matter-dominated universe and using the approximation $R(t) >> R_R$, and for the closed universe, k = 1, we obtain

$$t(R) \simeq \frac{1}{c}\int_0^R \sqrt{\frac{R_S}{R_S - R}}\,dR = \frac{2}{c}\left(R_S - \sqrt{\frac{R_S - R}{R_S}}\right) \tag{58}$$

4. Dynamics of the Universe According to a Comoving Observer

From the metric obtained in the previous section, the standard Friedmann equations can now be applied, which in our framework take the form:

$$H^2(\tau) = \frac{8\pi G}{3}\rho(\tau) - \frac{kc^2}{R^2(\tau)} \tag{59}$$

$$\frac{\ddot{R}(\tau)}{R(\tau)} = -\frac{4\pi G}{3}(\rho(\tau) + 3p(\tau)) \tag{60}$$

Here, the Hubble parameter $H(\tau)$ is defined as

$$H(\tau) = \frac{\dot{R}(\tau)}{R(\tau)} \tag{61}$$

From this point onward, we work in the comoving frame, where proper time τ is used instead of the coordinate time t. Accordingly, derivatives with respect to τ are denoted by $\dot{R}$ and $\ddot{R}$.

It is useful to introduce the concept of the critical density, defined as the density for which the universe would be spatially flat ($k = 0$):

$$\rho_c(\tau) = \frac{3H(\tau)^2}{8\pi G} \tag{62}$$

Dividing the second Friedmann equation by $H^2(\tau)$, one obtains:

$$1 = \frac{8\pi G}{3H^2(\tau)}\rho(\tau) - \frac{kc^2}{R^2(\tau)H^2(\tau)} = \frac{\rho(\tau)}{\rho_c(\tau)} - \frac{kc^2}{R^2(\tau)H^2(\tau)} \tag{63}$$

This can be expressed as

$$1 = \Omega(\tau) + \Omega_k(\tau) \tag{64}$$

where we define the **density parameter** as

$$\Omega(\tau) := \frac{\rho(\tau)}{\rho_c(\tau)} \tag{65}$$

and the **curvature parameter** as

$$\Omega_k(\tau) := -\frac{c^2}{R^2(\tau)H^2(\tau)} \tag{66}$$

From these definitions, if $\rho(\tau) = \rho_c(\tau)$, then $\Omega(\tau) = 1$ and consequently $\Omega_k(\tau) = 0$, implying a flat universe.

© 2025 by the author(s). Distributed under a Creative Commons CC BY license.

Preprints.org (www.preprints.org) | NOT PEER-REVIEWED | Posted: 20 October 2025 doi:10.20944/preprints202510.1475.v1

Repeating the same procedure as in the previous section, and using the same assumptions for matter and radiation densities together with the definitions of R_R and R_M given in Eq. (44), the first Friedmann equation yields:

$$\dot{R}^2(\tau) = c^2\left(\frac{R_S R_R}{R^2(\tau)} + \frac{R_M}{R(\tau)} - k\right) = c^2\left(\frac{R_S R_R + R_M R(\tau)}{R^2(\tau)} - k\right) \tag{67}$$

Previously, the radiation density was scaled with R_S, under the assumption that this would be the maximum radius attained by the expanding closed universe. Therefore, when $R(\tau) = R_S$, the expansion must stop, i.e.

$$\dot{R}^2(t) = 0 \Rightarrow \frac{R_S R_R + R_M R_S}{R_S^2} = 1 \tag{68}$$

From which it follows that the maximum radius is

$$R_S = R_R + R_M \tag{69}$$

Considering the present-day matter density $\varrho_M \approx \varrho_c \approx 9.31 \times 10^{-27}$ kg/m^3 and the radiation density $\varrho_R \approx 7.8 \times 10^{-31}$ kg/m^3 we may approximate

$$R_S \simeq R_M = \frac{2GM_U}{c^2} \tag{70}$$

Thus, we finally obtain

$$\boxed{\dot{R}(\tau) \simeq c\sqrt{\frac{R_S(R_R + R(\tau))}{R^2(\tau)} - k}} \tag{71}$$

from which it follows that the transition from the radiation era to the **matter era occurs when** $\boldsymbol{R(\tau) \geq R_R}$.

The following figure shows the expansion velocity as a function of the radius $R(t)$, the k parameter and the values shown in Table 1.

© 2025 by the author(s). Distributed under a Creative Commons CC BY license.

Preprints.org (www.preprints.org) | NOT PEER-REVIEWED | Posted: 20 October 2025 doi:10.20944/preprints202510.1475.v1

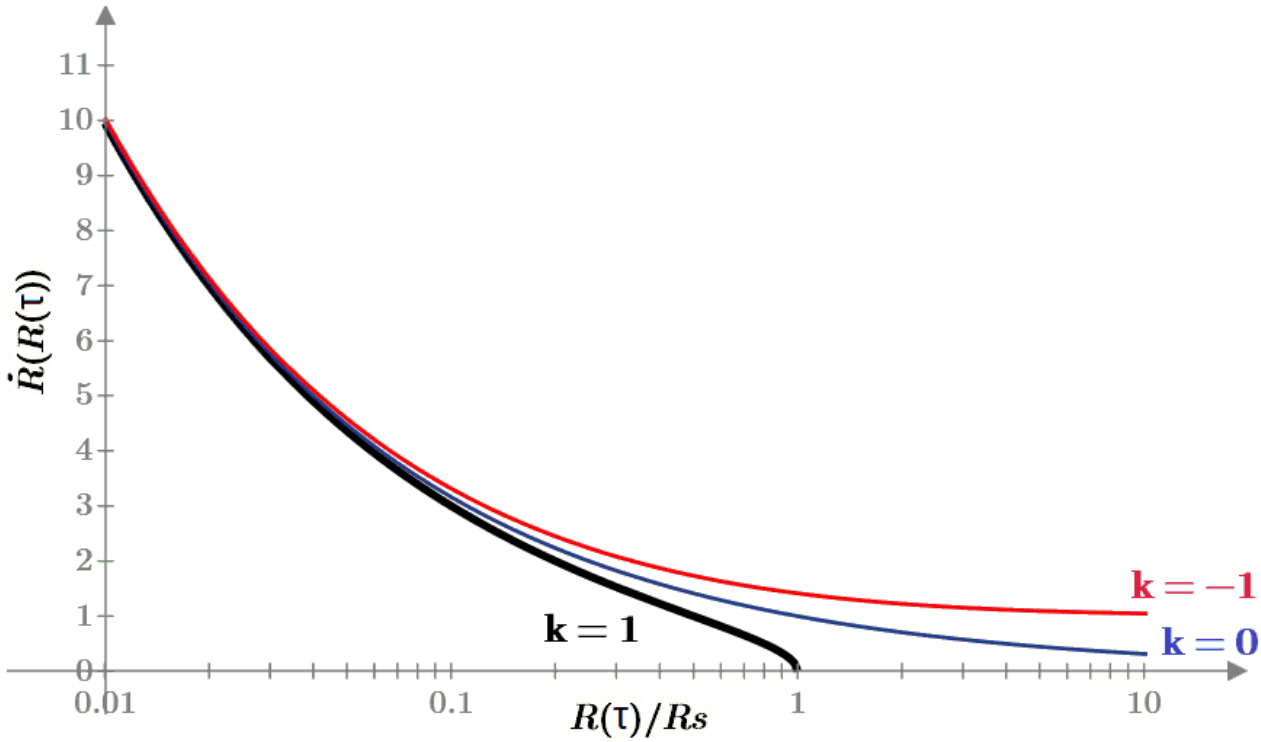

Figure 2. The rate of expansion of the universe as a function of its radius R(τ) and the k value.

The consequences that can be drawn from expression (71) and shown in the previous figure, are that the dynamics of the three universes are very similar for values $R \ll R_S$.

On the other hand, we can conclude that, similar to what was obtained for a coordinate observer, we have:

- **Flat universe ($k = 0$)**: the universe will expand indefinitely, with the expansion velocity gradually decreasing but never reaching zero ($\dot{R}(ct) \rightarrow 0$ as $R(ct) \rightarrow \infty$)
- **Open universe ($k = -1$)**: the universe will also expand indefinitely, with the expansion velocity gradually decreasing and tending to c when $R(ct) \rightarrow \infty$.
- **Closed universe ($k = 1$)**: the universe will expand in a decelerated way until it reaches a maximum size R_S, at which point a phase of accelerated contraction of its radius will begin.

From Eq. (71), the Hubble parameter is computed as

$$H(\tau) = c\frac{\sqrt{R_S(R_R + R(\tau)) - kR^2}}{R^2(\tau)} \tag{72}$$

and the curvature parameter as

$$\Omega_k(\tau) = \frac{-R^2(\tau)}{R_S(R_R + R(\tau)) - kR^2(\tau)} \tag{73}$$

Finally, differentiating Eq. (71), the cosmic acceleration is obtained as

© 2025 by the author(s). Distributed under a Creative Commons CC BY license.

Preprints.org (www.preprints.org) | NOT PEER-REVIEWED | Posted: 20 October 2025 doi:10.20944/preprints202510.1475.v1

$$\ddot{R}(\tau) = -\frac{R_S(R(\tau) + 2R_R)}{2R^3(\tau)}c^2 \tag{74}$$

value that **is independent of k** and which, using the definition of R_S given in Eq. (30), becomes

$$\ddot{R}(\tau) = -\frac{GM_U}{R^2(\tau)}(1 + 2\frac{R_R}{R(\tau)}) \tag{75}$$

Therefore, we conclude that the expansion of the universe is decelerated, consistent with the result previously obtained.

4.1. Kinematic Framework and the Scope of Special Relativity

A noteworthy consequence of the dynamics derived for the comoving observer is that the expansion velocity of the hypersphere, $\dot{R}(\tau)$, can formally exceed the speed of light c. Using the parameters from Table 1, its present-day value is calculated from (71) to be approximately 213c (independent of k).

This superluminal result does not signal a departure from General Relativity, but arises naturally from applying it to our proposed 5D metric. The apparent paradox is resolved by distinguishing between the comoving observer's proper time τ and the coordinate observer's time t. The expansion rate in the privileged frame, $\dot{R}(t)$, remains strictly subluminal, thus preserving causality. The superluminal value of $\dot{R}(\tau)$ is a direct consequence of the time dilation experienced by comoving observers due to their extrinsic motion.

More broadly, our model's kinematic framework necessitates a re-evaluation of the scope of Special Relativity (SR) in a cosmological context. Two arguments underpin this view:

- **The Existence of a Privileged Frame:** The rest frame of the 5D bulk constitutes a privileged reference frame. While not directly accessible from within the 3-brane, its existence is incompatible with the global validity of the Principle of Relativity. Furthermore, **for a closed universe**, a comoving observer could, in principle, measure their absolute peculiar velocity and establish an absolute synchronization scheme, as shown in [14], leading to the "Generic Transformations" also derived therein.
- **Cosmic Expansion:** Independently of curvature, the expansion of space prevents the strict application of the Einstein synchronization convention, which requires fixed distances between clocks. The operational basis of SR is therefore fundamentally limited on cosmological scales.

Despite these fundamental limitations, SR emerges as an effective and highly accurate local working framework. Because absolute synchronization is not operationally accessible, the Einstein convention remains the only practical procedure, which by construction imposes the Lorentz transformations onto our measurements. In this sense, SR should be regarded not as a fundamental law of the universe, but as an emergent local symmetry—an excellent approximation for laboratory and most astrophysical contexts, but not the ultimate foundation of cosmology.

4.2. Radiation-Dominated Era

© 2025 by the author(s). Distributed under a Creative Commons CC BY license.

Preprints.org (www.preprints.org) | NOT PEER-REVIEWED | Posted: 20 October 2025 doi:10.20944/preprints202510.1475.v1

At this stage, we must distinguish between the two main evolutionary eras of the universe. For the radiation-dominated era, we have $R(\tau) \ll R_R$. Since $R_S R_R \gg k\, R(\tau)$, **the first term inside the square root dominates over unity**. Therefore, we obtain:

$$\dot{R}(\tau) \simeq \frac{\sqrt{R_S R_R}}{R(\tau)} \cdot c \tag{76}$$

This result shows that, during the radiation era, **the universe expands as if it were completely flat**, since the unity term inside the square root—which corresponds to the curvature contribution k—is negligible compared to the first term.

From Eq. (76), the Hubble parameter can be expressed as:

$$H_R(\tau) = c\frac{\sqrt{R_S R_R}}{R^2(\tau)} \tag{77}$$

and the curvature parameter as:

$$\Omega_{kR}(\tau) = -\frac{R^2(\tau)}{R_S R_R} \tag{78}$$

Furthermore, integrating the expansion velocity in the radiation era yields:

$$R(\tau) = \sqrt{2c\tau\sqrt{R_R R_S}} \tag{79}$$

In this regime, the Hubble parameter becomes:

$$H_R(\tau) = \frac{\dot{R}(\tau)}{R(\tau)} \simeq c\frac{\sqrt{R_S R_R}}{R^2(\tau)} = \frac{1}{2\tau} \tag{80}$$

This implies that the **Hubble parameter in a radiation-dominated universe depends only on cosmic time τ, and not on the initial density**, as expected for a flat expanding universe.

Using the expression for $R(\tau)$, we can also compute the curvature parameter as:

$$\Omega_{k_R}(\tau) = -\frac{2c\tau}{\sqrt{R_S R_R}} \tag{81}$$

Finally, differentiating Eq. (76), the acceleration of the expansion takes the form:

$$\ddot{R}(\tau) = -\frac{2GM_U R_R}{R^3(\tau)} = -\frac{4G^2 M_U M_R}{R^3(\tau)c^2} \tag{82}$$

4.3. Matter-Dominated Era

For the matter-dominated era, we have $R(t) \gg R_R$. In this regime, the expansion velocity becomes

© 2025 by the author(s). Distributed under a Creative Commons CC BY license.

Preprints.org (www.preprints.org) | NOT PEER-REVIEWED | Posted: 20 October 2025 doi:10.20944/preprints202510.1475.v1

$$\dot{R}(\tau) \simeq c\sqrt{\frac{R_S}{R(\tau)} - k} \tag{83}$$

From Eq. (83), if $R(t) \ll R_S$, **the universe still expands as if it were spatially flat**. In this limit, the curvature parameter can be approximated as

$$\Omega_{k_M}(\tau) \simeq -\frac{R(\tau)}{R_S} \tag{84}$$

Thus, the curvature parameter directly measures the ratio between the current size of the universe and its maximum possible size R_S.

Integrating the expansion velocity leads to

$$R(\tau) = (\frac{3}{2}c\tau\sqrt{R_S})^{\frac{2}{3}} \tag{85}$$

In this case, the Hubble parameter becomes

$$H_M(\tau) = \frac{\dot{R}(\tau)}{R(\tau)} \simeq c\sqrt{\frac{R_S}{R^3(\tau)}} = \frac{2}{3\tau} \tag{86}$$

This result again coincides with that of a flat universe dominated by dust-like matter.

Finally, the acceleration of the expansion is obtained as

$$\boxed{\ddot{R}(\tau) \simeq -\frac{GM_U}{R^2(\tau)}} \tag{87}$$

5. Alternative to Dark Energy: Gravitational Redshift

As discussed earlier, our proposed 5D metric (16) introduces a gravitational redshift through its temporal component $g_{tt}(t)$. In the case of a closed, matter-dominated universe, the value of $g_{tt}(t)$ given by (17) becomes, using (51):

$$g_{tt}(t) = 1 - \dot{R}^2(ct) \simeq 1 - (1 - \frac{R(ct)}{R_S}) = \frac{R(ct)}{R_S} \tag{88}$$

Thus, the gravitational redshift of (18) takes the form:

$$1 + z_{grav} = \sqrt{\frac{g_{tt}(R_2)}{g_{tt}(R_1)}} = \sqrt{\frac{R_2/R_S}{R1/R_S}} = \sqrt{\frac{R_2}{R1}} \tag{89}$$

This gravitational redshift **provides a natural explanation** for the Hubble diagrams of supernovae.

The figure below shows the Hubble diagram obtained by the Supernova Cosmology Project in 2003 [1], which reports the effective value of M_B as a function of redshift z. We assume it is defined as:

© 2025 by the author(s). Distributed under a Creative Commons CC BY license.

Preprints.org (www.preprints.org) | NOT PEER-REVIEWED | Posted: 20 October 2025 doi:10.20944/preprints202510.1475.v1

$$m_B^{effective} = 5 \cdot log\big(D_L(z, \Omega_M, \Omega_{Lambda})\big) + 25 \tag{90}$$

with D_L being the distance of light, which can be considered to have the expression:

$$D_L(z) = rR_o(1+z) \tag{91}$$

where r is the comoving radial coordinate.

The value of D_L indicated by (91) has been obtained by assuming that:

$$1 + z_{expansion} = \frac{\nu_1}{\nu_2} = \frac{dt_2}{dt_1} = \frac{\lambda_2}{\lambda_1} = \frac{R_2}{R_1} = 1 + z \tag{92}$$

where ν_1 and λ_1 are the frequency and wavelength of the emitted radiation, and where ν_2 and λ_2 indicates the current observed value. The above equalities can be obtained in different ways through the FLRW metric.

Therefore, the total redshift between the emission and observation events, assuming both effects combine multiplicatively, is:

$$1 + z_{total} = (1 + z_{grav}) \cdot (1 + z_{expansion}) = \sqrt{\frac{R_2}{R_1}} \cdot \frac{R_2}{R_1} = (\frac{R_2}{R_1})^{3/2} \tag{93}$$

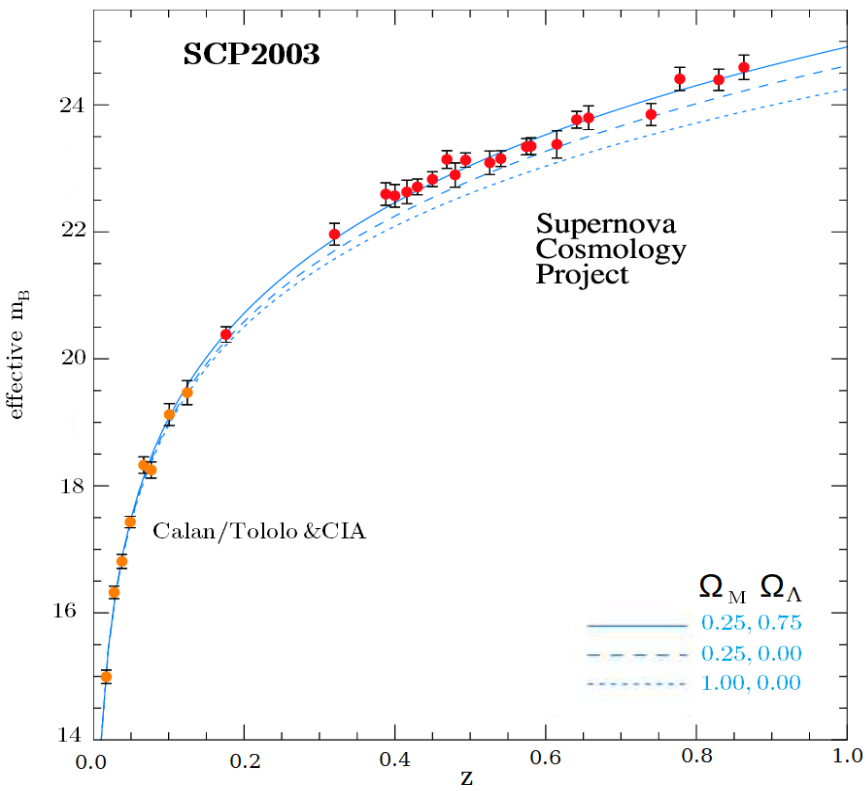

Figure 3. Hubble diagram obtained by the Supernova Cosmology Project in 2003.

This result leads to a total time dilation of:

© 2025 by the author(s). Distributed under a Creative Commons CC BY license.

Preprints.org (www.preprints.org) | NOT PEER-REVIEWED | Posted: 20 October 2025 doi:10.20944/preprints202510.1475.v1

$$\frac{dt_2}{dt_1} = \frac{v_1}{v_2} = (\frac{R_2}{R_1})^{3/2} = (1+z)^{3/2} \tag{94}$$

Now, using the above ratio, it can be deduced that the distance of light given by (91) will be modified by taking into account the temporal dilation, obtaining that:

$$D_{Ld}(z) = rR_o(1+z)^{3/2} = D_L(z)\sqrt{1+z} \tag{95}$$

being $D_L(z)$ the distance of light obtained in (91) without taking into account the time dilation.

Therefore, if we now use the previous expression in (90) we will obtain that the effective value of $m_{Bd}^{effective}(z)$ if gravitational redshift is taken into account, it will be:

$$m_{Bd}^{effective}(z) = 5 \cdot log\big(D_{Ld}(z)\big) + 25 = 5 \cdot log\big(D_L(z)\sqrt{1+z}\big) + 25 \tag{96}$$

and if we continue to operate, we get that:

$$m_{Bd}^{effective}(z) = 5 \cdot log\big(D_L(z)\big) + \frac{5}{2} \cdot log(1+z) + 25 \tag{97}$$

Therefore, the effective value of $m_{Bd}^{effective}(z)$ will be:

$$\boxed{m_{Bd}^{effective}(z) = m_B^{effective}(z) + \frac{5}{2} \cdot log(1+z)} \tag{98}$$

If we now represent graphically (red line) the previous expression taking as $m_B^{effective}(z)$ the theoretical values for a universe composed only of cold matter (i.e. $\Omega_M = 1.0$ and $\Omega_\Lambda = 0.0$) and superimpose it on the Hubble diagram obtained by the Supernova Cosmology Project, we will see that the values of $m_{Bd}^{effective}(z)$ obtained with the expression (98) coincides perfectly with those obtained for a universe with dark matter and dark energy with densities $\Omega_M = 0.25$ and $\Omega_\Lambda = 0.75$ respectively.

© 2025 by the author(s). Distributed under a Creative Commons CC BY license.

Preprints.org (www.preprints.org) | NOT PEER-REVIEWED | Posted: 20 October 2025 doi:10.20944/preprints202510.1475.v1

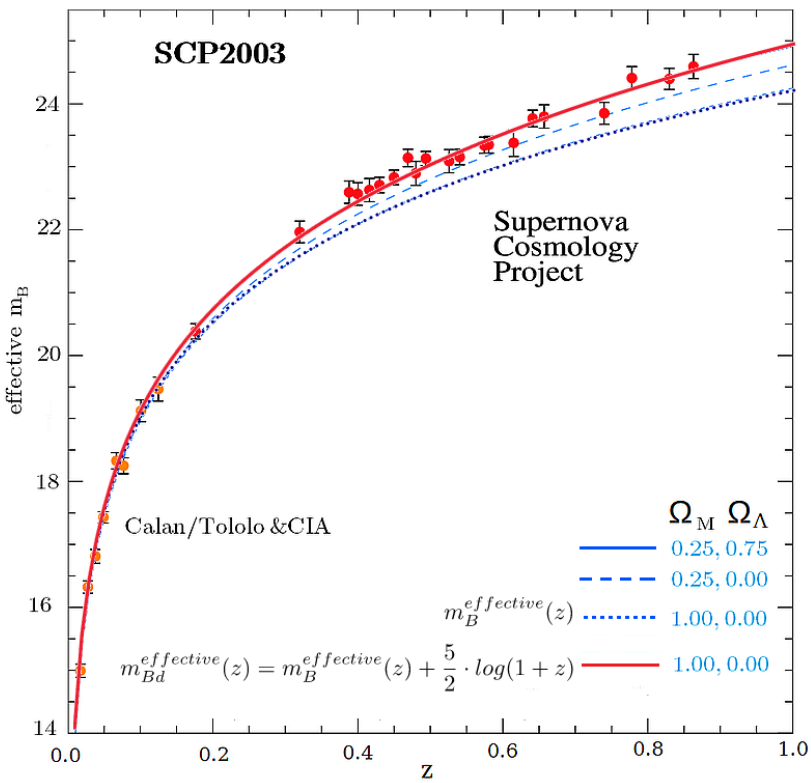

Figure 4. In red, the $m_{Bd}^{deffective}(z)$ values superimposed on the Hubble diagram of the Supernova Cosmology Project.

Thus, by incorporating both the standard cosmological redshift (92) and the gravitational redshift (89), and combining them to obtain the total redshift (93), we recover (98), which yields a fit to supernova data comparable to ΛCDM, **without requiring dark energy**.

Therefore, the apparent dimming of distant supernovae, interpreted in the standard model as evidence of accelerated expansion, is reinterpreted here as the signature of a gravitational redshift intrinsic to our 5D geometry. This eliminates the need to postulate a dark energy component.

This result supports the conclusion that the universe is in fact undergoing decelerated expansion, consistent with the theoretical predictions of our 5D model.

6. Alternative to Inflation: The Link Between Curvature and Homogeneity and Synchronicity

6.1. Cosmic Inflation: Motivation, Framework and Open Issues

The standard cosmological model, based on an FLRW metric that is observationally very close to flat and dominated at early times by radiation, faces three fundamental problems when extrapolated toward the past: the horizon problem, the flatness problem, and the overproduction of topological defects predicted by grand-unified theories.

To solve these problems the mechanism of cosmic inflation was proposed, first introduced by Guth [2] and later developed by Linde, Albrecht and Steinhardt. Inflation consists of a brief period of accelerated, quasi-exponential expansion of the early universe, of the form:

$$a(t) \propto e^{Ht}, \quad (H \simeq \text{constante}) \tag{99}$$

lasting for a very short interval (roughly ~10^{-36} a 10^{-32} s after the Big Bang), driven by a scalar field (the inflaton) with an appropriate potential. During inflation the inflaton energy density behaves approximately as

© 2025 by the author(s). Distributed under a Creative Commons CC BY license.

Preprints.org (www.preprints.org) | NOT PEER-REVIEWED | Posted: 20 October 2025 doi:10.20944/preprints202510.1475.v1

$$\rho_\phi \simeq V(\phi), \quad p_\phi \simeq -V(\phi) \tag{100}$$

so that the pressure is negative and the expansion accelerates. **This process exponentially stretches any previously causal region, rendering the observable universe homogeneous and isotropic and strongly suppressing spatial curvature**. It also dilutes relics (such as magnetic monopoles) outside our observable patch, and provides a natural mechanism to generate quantum primordial perturbations with an almost scale-invariant spectrum—in very good agreement with the cosmic microwave background observations and the large-scale structure.

Nevertheless, inflation raises its own open questions: the particle-physics origin of the inflaton, the specific shape and tuning of the inflaton potential, the need for appropriate initial conditions to start and stop inflation, and conceptual consequences such as eternal inflation and the associated measure/multiverse problems in some realizations. These limitations motivate the study of alternative scenarios capable of explaining homogeneity, flatness and the observed perturbation spectrum without invoking a dedicated inflationary phase.

6.2. New Hypothesis: The Relation Between Curvature and Homogeneity

The tree fundamental problems of the early universe (flatness, horizon and monopole problems) can be conceptually separated into two distinct categories: **a problem of initial state and a problem of coherent evolution**.

The flatness and monopole problems are primarily issues of the initial state. The flatness problem questions why the universe began with a density so extraordinarily close to the critical value. The monopole problem arises because, in a standard Big Bang, causally disconnected regions would undergo phase transitions independently, creating a vast number of topological defects. A universe that began in a state of extreme initial homogeneity, with minimal density fluctuations, would naturally alleviate both of these issues.

The horizon problem, on the other hand, is an issue of coherent evolution. It questions how causally disconnected regions, even if they started with similar initial conditions, managed to evolve in lockstep to reach the exact same temperature at the time of recombination. A standard, non-inflationary evolution within General Relativity does not provide a mechanism to maintain this coherence over cosmological distances.

Therefore, any complete alternative to inflation must provide separate solutions for both challenges: a physical principle that dictates a highly uniform initial state, and a kinematic framework that ensures its coherent evolution. This is the core of our proposal.

We first address the problem of coherent evolution through the kinematic framework of our 5D model, which, as discussed previously, **establishes a global cosmic time**. This absolute simultaneity ensures that **all regions of the universe evolve synchronously**, providing a natural solution to the horizon problem.

Then we address the problem of the initial state by postulating that cosmic curvature and inhomogeneity are intrinsically linked in such a way that **a universe is spatially flat (k = 0) if and only if it is perfectly homogeneous**. This law implies that a nearly flat universe, as we observe today, must have **originated from a state of extraordinary homogeneity**, thus resolving the flatness and monopole problems simultaneously.

To support this claim, let us employ the averaged Friedmann equations (see [4]):

$$H^2 = \frac{8\pi G}{3}\langle\rho\rangle - \frac{kc^2}{R^2} + \mathcal{B}(\langle\delta_\rho^2\rangle) \tag{101}$$

where $\langle\delta_\rho^2\rangle$ is the mean density of the universe, and

© 2025 by the author(s). Distributed under a Creative Commons CC BY license.

Preprints.org (www.preprints.org) | NOT PEER-REVIEWED | Posted: 20 October 2025 doi:10.20944/preprints202510.1475.v1

$$\langle \delta_\rho^2 \rangle = \frac{\langle (\rho_i - \langle \rho \rangle)^2 \rangle}{\langle \rho \rangle^2} = \frac{\sigma_\rho^2}{\langle \rho \rangle^2} \tag{102}$$

quantifies the relative variance of density fluctuations. The term $\mathcal{B}(\langle \delta_\rho^2 \rangle)$ represents the so-called backreaction, which encapsulates nonlinear effects of inhomogeneities. **Such inhomogeneities are ultimately rooted in quantum fluctuations prior to the Planck era (since, by the uncertainty principle, spacetime at the Planck scale cannot be perfectly smooth but must exhibit intrinsic quantum fluctuations in both energy density and geometry/curvature)**.

Equation (101) can be rewritten as

$$H^2 = \frac{8\pi G}{3}(\langle \rho \rangle + \frac{3}{8\pi G}\mathcal{B}(\langle \delta_\rho^2 \rangle)) - \frac{kc^2}{R^2} \tag{103}$$

From the previous expression it can be deduced that the $\mathcal{B}(\langle \delta_\rho^2 \rangle)$ term must have the **dimensions of a density**; therefore, **we may propose** that it takes the form

$$\rho = \langle \rho \rangle + n \cdot \sigma_\rho \tag{104}$$

with n an integer, then it follows that

$$\mathcal{B}(\langle \delta_\rho^2 \rangle) = \frac{8\pi G}{3} n \cdot \sigma_\rho \tag{105}$$

Hence,

$$H^2 = \frac{8\pi G}{3}\rho - \frac{kc^2}{R^2} = \frac{8\pi G}{3}(\langle \rho \rangle + n \cdot \sigma_\rho) - \frac{kc^2}{R^2} \tag{106}$$

The averaged Friedmann equation thus becomes

$$H^2 = \frac{8\pi G}{3}\langle \rho \rangle (1 + n \cdot \frac{\sigma_\rho}{\langle \rho \rangle}) - \frac{kc^2}{R^2} = \frac{8\pi G}{3}\langle \rho \rangle (1 + n \cdot \sqrt{\langle \delta_\rho^2 \rangle}) - \frac{kc^2}{R^2} \tag{107}$$

Dividing by H^2, we obtain

$$1 = \frac{\langle \rho \rangle}{\rho_c}(1 + n \cdot \sqrt{\langle \delta_\rho^2 \rangle}) - \frac{kc^2}{R^2 H^2} \tag{108}$$

If we impose that all universes have mean density equal to the critical density,

$$\boxed{\langle \rho \rangle = \rho_c} \tag{109}$$

then

© 2025 by the author(s). Distributed under a Creative Commons CC BY license.

Preprints.org (www.preprints.org) | NOT PEER-REVIEWED | Posted: 20 October 2025 doi:10.20944/preprints202510.1475.v1

$$1 = (1 + n \cdot \sqrt{\langle \delta_\rho^2 \rangle}) + \Omega_k = \Omega + \Omega_k \tag{110}$$

This gives the effective density parameter as

$$\Omega = 1 + n \cdot \sqrt{\langle \delta_\rho^2 \rangle} \tag{111}$$

and the curvature parameter as

$$\Omega_k = -n \cdot \sqrt{\langle \delta_\rho^2 \rangle} \tag{112}$$

At this stage, the choice of n is crucial. In this work, we adopt the value n = 1/2 in the expression (104). This choice **is physically motivated by the quantum origin of primordial density fluctuations at the end of the Planck era**. We postulate that their effective amplitude corresponds to the zero-point energy of the underlying quantum field, (1/2) ħω, justifying the factor n = 1/2 as the characteristic deviation associated with the linear regime of quantum vacuum fluctuations. Therefore, (104) becomes

$$\rho = \langle \rho \rangle + \frac{1}{2} \cdot \sigma_\rho \tag{113}$$

and we finally obtain

$$\boxed{\Omega_k = -\frac{1}{2} \cdot \sqrt{\langle \delta_\rho^2 \rangle}} \tag{114}$$

Thus, under these assumptions, we arrive at the intended conclusion: **the universe is flat (k = 0) if and only if it is perfectly homogeneous (Ω_k = 0)**:

$$\boxed{k = 0 \Leftrightarrow \Omega_k = 0} \tag{115}$$

Moreover, we have obtained that the curvature of the universe is proportional to its level of homogeneity: **the more homogeneous the universe, the flatter its geometry**, and vice versa. In this way, the flatness and monopole problems are simultaneously resolved under the single condition that the universe was sufficiently flat (homogeneous) at its origin.

Finally, it is important to note that, by defining the density ρ in (104) with the "+" sign, the resulting density is greater than the critical density, which necessarily implies k = 1, **making the universe closed**. Although this definition may seem arbitrary, it is adopted because the existence of structures requires overdensities (+ n σ_ρ), which implies $\rho_{eff} > \rho_c$, which in turn requires k = +1. Therefore, the existence of galaxies in our model predicts a closed universe.

© 2025 by the author(s). Distributed under a Creative Commons CC BY license.

Preprints.org (www.preprints.org) | NOT PEER-REVIEWED | Posted: 20 October 2025 doi:10.20944/preprints202510.1475.v1

In summary, our framework offers an alternative to inflation by addressing the problems of the early universe with two complementary principles. First, the flatness and initial homogeneity problems are resolved by the postulated law $|\Omega_k| = 1/2\ \delta_\rho$, which intrinsically links the global geometry to the amplitude of density fluctuations, implying a near-flat and highly uniform initial state. Second, the horizon problem is addressed by the kinematic structure of our model. The existence of a **globally defined cosmic time establishes a form of absolute simultaneity**, ensuring that all regions of the hypersphere, having started from this uniform state, **evolve synchronously**. This coherent evolution, governed by a universal timeline, eliminates the need for a causal connection between distant regions to explain their identical temperatures at recombination.

6.3. Evolution of Density Fluctuations δ_ρ

In this section, we study how density fluctuations evolve with the cosmic expansion through equation (114).

For notational convenience, we first define the relative fluctutations, δV, for a physical variable V (density, temperature, mass...) as the root mean square (RMS) of its fluctuations,

$$\delta_V := \sqrt{< \delta_V^2 >} = \frac{\sigma_V}{\langle V \rangle} = \frac{\sigma_V}{V} \tag{116}$$

where σ_V are absolute standard deviations.

With this definition, our fundamental law (114) can be written in the more compact form:

$$\Omega_k = -\frac{1}{2} \cdot \delta_\rho \tag{117}$$

Similarly, for simplicity, we will omit the explicit dependence on the proper time τ in the following expressions, so that it is understood that e.g. $R = R(\tau)$ and $\Omega_k = \Omega_k(\tau)$.

From equation (66), we recall that

$$\Omega_k(\tau) := -\frac{c^2}{R^2(\tau)H^2(\tau)} = -\frac{c^2}{\dot{R}^2(\tau)} \tag{118}$$

Substituting the expansion velocity from (71) into the above expression, we obtain

$$\Omega_k(\tau) = -\frac{1}{2} \cdot \delta_\rho = -\frac{R^2}{R_S(R_R + R) - R^2} \tag{119}$$

which directly yields

$$\delta_\rho = \frac{2R^2}{R_S(R_R + R) - R^2} \tag{120}$$

If the total density is given by the sum of matter and radiation, and assuming that the total variance is the sum of the two variances, one finds

© 2025 by the author(s). Distributed under a Creative Commons CC BY license.

Preprints.org (www.preprints.org) | NOT PEER-REVIEWED | Posted: 20 October 2025 doi:10.20944/preprints202510.1475.v1

$$\delta_\rho = \frac{\sigma_{\rho_M} + \sigma_{\rho_R}}{\rho_M + \rho_R} = \frac{2R^2}{R_S(R_R + R) - R^2} \tag{121}$$

which implies

$$\sigma_{\rho_M} + \sigma_{\rho_R} = \frac{2R^2}{R_S(R_R + R) - R^2}(\rho_M + \rho_R) \tag{122}$$

Therefore,

$$\sigma_{\rho_M} = \frac{2R^2}{R_S(R_R + R) - R^2} \cdot \rho_M \tag{123}$$

$$\sigma_{\rho_R} = \frac{2R^2}{R_S(R_R + R) - R^2} \cdot \rho_R \tag{124}$$

Using the approximation $R_M \approx R_S$ together with the definitions of the densities in terms of the characteristic radii R_S and R_R,

$$\rho_M = \frac{3c^2 R_S}{8\pi G R^3}, \quad \rho_R = \frac{3c^2 R_R R_S}{8\pi G R^4} \tag{125}$$

we obtain

$$\sigma_{\rho_M} = \frac{R_S}{R_S(R_R + R) - R^2} \cdot \frac{3c^2}{4\pi G R} \tag{126}$$

$$\sigma_{\rho_R} = \frac{R_S}{R_S(R_R + R) - R^2} \cdot \frac{3c^2 R_R}{4\pi G R^2} \tag{127}$$

For $|\Omega_k| \approx 0$, i.e., $R_S(R_R+R) \gg R^2$, these simplify to

$$\sigma_{\rho_M} = \frac{3c^2}{4\pi G R(R_R + R)} \tag{128}$$

$$\sigma_{\rho_R} = \frac{3c^2 R_R}{4\pi G R^2(R_R + R)} \tag{129}$$

Adding both contributions, we obtain

$$\sigma_\rho = \sigma_{\rho_M} + \sigma_{\rho_R} = \frac{R_S}{R_S(R_R + R) - R^2} \cdot \frac{3c^2}{4\pi G} \cdot \frac{R + R_R}{R^2} \simeq \frac{3c^2}{4\pi G R^2} \tag{130}$$

Dividing each variance (126) and (127) by its corresponding mean density, we find

$$\frac{\sigma_{\rho_M}}{\rho_M} = \frac{2R^2}{R_S(R_R + R) - R^2} = \frac{\sigma_{\rho_R}}{\rho_R} \tag{131}$$

Thus, we obtain the key result

$$\delta_{\rho_M} = \delta_{\rho_R} \tag{132}$$

which implies that **the universe exhibits pure adiabatic perturbations**. This equality is not imposed a priori, as in the ΛCDM model where adiabaticity is required to match observations, but rather

© 2025 by the author(s). Distributed under a Creative Commons CC BY license.

Preprints.org (www.preprints.org) | NOT PEER-REVIEWED | Posted: 20 October 2025 doi:10.20944/preprints202510.1475.v1

emerges here as a direct consequence of the geometric dynamics of the 3-sphere and of the condition $|\Omega_k| = 1/2\ \delta_\rho$.

Physically, this means that no relative entropy perturbations exist between different components, and therefore all species fluctuate in phase with the same relative amplitude. The main consequences are: the coherence in the evolution of inhomogeneities across cosmic time, the conservation of the gravitational potential at superhorizon scales, and the compatibility with the observed adiabatic anisotropy pattern in the cosmic microwave background (CMB).

Finally, we note that the condition $\delta_{\rho_M} = \delta_{\rho_R}$ directly implies

$$|\Omega_k| = \frac{1}{2}\delta_\rho = \frac{1}{2}\frac{\sigma_{\rho_M} + \sigma_{\rho_R}}{\rho_M + \rho_R} \simeq \frac{1}{2}\delta_{\rho_M} \tag{133}$$

during the matter-dominated era, and

$$|\Omega_k| = \frac{1}{2}\delta_\rho \simeq \frac{1}{2}\delta_{\rho_R} \tag{134}$$

during the radiation-dominated era.

6.4. Evolution of Temperature Fluctuations δ_T

Using the fact that the temperature of the universe is related to the radiation density through

$$T(\rho_R) = \frac{\sqrt[4]{\rho_R \hbar^3 c^5}}{k_B} = C \cdot \rho_R^{1/4} \tag{135}$$

where C is a proportionality constant. Differentiating this expression and dividing by the mean value of T, we immediately obtain

$$\delta_T = \frac{1}{4}\delta_{\rho_R} \tag{136}$$

In the case of a matter-dominated universe — corresponding to the present epoch — and making use of Eq. (133), we find

$$\delta_T = \frac{1}{4}\delta_{\rho_R} = \frac{1}{4}\delta_{\rho_M} \simeq \frac{1}{4}\delta_\rho = \frac{1}{2}|\Omega_K| \tag{137}$$

Equivalently,

$$\boxed{|\Omega_k| = 2\delta_T = 2 \cdot \sqrt{\langle \delta_T^2 \rangle}} \tag{138}$$

This result provides a direct link between the observed temperature anisotropies in the CMB and the global curvature of the universe, reinforcing the interpretation that adiabatic perturbations and spatial geometry are inherently coupled in this framework.

6.5. Application and Results: The CMB

© 2025 by the author(s). Distributed under a Creative Commons CC BY license.

Preprints.org (www.preprints.org) | NOT PEER-REVIEWED | Posted: 20 October 2025 doi:10.20944/preprints202510.1475.v1

At this stage, it is natural to test whether the framework can yield quantitative predictions starting from the observed properties of the Cosmic Microwave Background (CMB). We use the present-day mean temperature T_{CMB} = 2.7255 K and the amplitude of its anisotropies δ_{TCMB} = 1.1x10^{-5} [3][5].

From the relation previously derived between curvature and homogeneity, the statistical properties of the CMB should provide direct information about the current curvature parameter of the universe. Under this assumption, we obtain

$$|\Omega_{k0}| = 2 \cdot \sqrt{\langle \delta_{T_{CMB}}^2 \rangle} \simeq 2.2 \cdot 10^{-5} \tag{139}$$

In addition to the CMB values, we adopt H_0 = 70.4 km/s/Mpc. Using the equations developed above, we can then compute the present radius of the hypersphere, the total mass of the universe, the radiation density, and the cosmic ages.

From Eq. (118), the current radius of the universe is

$$R_0 = \frac{c}{\sqrt{|\Omega_{k0}|} H_0} = 2.691 \cdot 10^{28}\ \mathrm{m} \tag{140}$$

We further assume that General Relativity is valid from the Planck time t_p = 5.39 x 10^{-44} s. At that epoch the universe must have started with the critical density,

$$\rho_c(t_P) = \frac{3}{32\pi G \cdot t_P^2} = 1.54 \cdot 10^{95}\ \frac{\mathrm{kg}}{\mathrm{m}^3} \tag{141}$$

which implies a Planck temperature of

$$T(t_P) = \frac{\sqrt[4]{\rho_c(t_P)\hbar^3 c^5}}{k_B} = 5.89 \cdot 10^{31}\ \mathrm{K} \tag{142}$$

Since temperature scales inversely with $R(t)$, the initial radius of the universe is

$$R(t_P) = R_0 \frac{T_{CMB}}{T(t_P)} = 2.691 \cdot 10^{28}\ \mathrm{m} \cdot \frac{2.7255\ \mathrm{K}}{5.89 \cdot 10^{31}\ \mathrm{K}} = 1.244 \cdot 10^{-3}\ \mathrm{m} \tag{143}$$

Using Eq. (79), the product $R_{SR} = R_S \cdot R_R$ is

$$R_S R_R := R_{SR} = \frac{R^4(t_P)}{4c^2 t_P^2} = 2.297 \cdot 10^{57}\ \mathrm{m} \tag{144}$$

From Eq. (73), the maximum radius of the hypersphere is

$$R_S = \frac{R_0^2 + \Omega_{k0} R_{SR}}{-\Omega_{k0} R_0} = 1.223 \cdot 10^{33}\ \mathrm{m} \tag{145}$$

leading to a total mass of

$$M_U = \frac{c^2 R_S}{2G} = 8.24 \cdot 10^{59}\ \mathrm{kg} \tag{146}$$

The radiation radius then follows as

© 2025 by the author(s). Distributed under a Creative Commons CC BY license.

Preprints.org (www.preprints.org) | NOT PEER-REVIEWED | Posted: 20 October 2025 doi:10.20944/preprints202510.1475.v1

$$R_R = \frac{R_{SR}}{R_S} = 1.878 \cdot 10^{24}\ \mathrm{m} \tag{147}$$

corresponding to a present radiation density of

$$\rho_R = 7.046 \cdot 10^{-31}\ \frac{\mathrm{kg}}{\mathrm{m}^3} \tag{148}$$

Since $R_0 << R_S$, we can integrate Eq. (67) to obtain

$$c\tau(R) = \frac{2}{3}(R - 2R_R)\sqrt{\frac{R + R_R}{R_S}} - \frac{4}{3}R_R\sqrt{\frac{R_R}{R_S}} \tag{149}$$

which yields the proper age of the universe,

$$\tau_0 = 8.900 \cdot 10^9\ \mathrm{years} \tag{150}$$

while Eq. (58) gives the coordinate time,

$$t_0 = 2.85 \cdot 10^{12}\ \mathrm{years} \tag{151}$$

A significant prediction of our model is the younger proper age for the universe (τ_0 ≈ 8.9 Gyr) compared to the 13.8 Gyr of the ΛCDM paradigm. While this might seem to pose a challenge for the formation of the oldest observed structures (such as ancient stars and high-redshift quasars), our framework offers several powerful, built-in mechanisms that could naturally lead to a more rapid and efficient process of structure formation. A detailed investigation of this is a critical avenue for future work. The key factors to be explored are:

1. **Higher Primordial Density:** Our model predicts a universe with a total mass ($M_U \approx 8.24 \times 10^{59}$ kg) orders of magnitude larger than the baryonic mass of the standard model. This translates into significantly higher matter densities at all epochs, providing a much stronger gravitational seed for the collapse of primordial fluctuations.

2. **Extended Epoch for Gravitational Growth:** The transition from radiation to matter domination in our model occurs much earlier ($z_{eq} \approx 14.300$) than in ΛCDM ($z_{eq} \approx 3{,}400$). This provides a substantially longer "runway" during which matter perturbations can grow under the influence of gravity before the formation of the first stars and galaxies.

3. **Enhanced Gravitational Collapse via g_C (see paragraph 4):** Crucially, structure formation in our framework is not governed solely by standard gravity. The additional attractive acceleration, g_C, which explains galactic dynamics without dark matter, was also active in the early universe. This term **acts as a powerful "gravitational amplifier"** enhancing the growth rate of density perturbations and significantly lowering the threshold for gravitational collapse. This allows bound structures to form much more rapidly and earlier than in standard cosmology, providing a potential solution to the age problem of our model. From a physical standpoint, we postulate that the choice of n = 1/2 in our fundamental relation (Eq. (104)) is motivated by the quantum

© 2025 by the author(s). Distributed under a Creative Commons CC BY license.

Preprints.org (www.preprints.org) | NOT PEER-REVIEWED | Posted: 20 October 2025 doi:10.20944/preprints202510.1475.v1

origin of primordial fluctuations. We interpret this value as corresponding to **the characteristic amplitude of zero-point vacuum energy fluctuations at the end of the Planck era**. The presence of the g_C amplifier makes this choice dynamically consistent: while standard models require large overdensities (n ≈ 1.5-2) to initiate collapse, our framework allows structure formation to proceed from these minimal quantum seeds. Thus, **the choice n = 1/2 is both theoretically motivated by quantum physics and dynamically validated by the unique physics of our 5D model**.

Finally, the next table summarizes the present-day values derived in this framework:

Symbol	Description	Estimated Value	Units
H_0	Hubble parameter (today)	70.4	Km/s/Mpc
M_U	Total mass of the universe	8.24×10^{59}	kg
R_0	Radius of the hypersphere (today)	2.691×10^{28}	m
M_R	Equivalent mass of radiation	1.265×10^{51}	kg
R_s	Maximum Radius of the hypersphere	1.223×10^{33}	m
R_R	Radiation Radius	1.878×10^{24}	m
Ω_{k0}	Curvature parameter	2.2×10^{-5}	-
ρ_R	Density of radiation of the universe (today)	7.046×10^{-31}	kg/m^3
τ_0	Proper time (comoving observer)	8.900×10^{9}	years
t_0	Coordinate time (today)	2.85×10^{12}	years
τ_{RM}	Transition from radiation to matter domination proper time	3049	years
τ_{CMB}	CMB recombination time	2.24×10^{5}	years

Table 1: Present-day values of the 3-Sphere universe.

© 2025 by the author(s). Distributed under a Creative Commons CC BY license.

Preprints.org (www.preprints.org) | NOT PEER-REVIEWED | Posted: 20 October 2025 doi:10.20944/preprints202510.1475.v1

6.6. Calculation of the Position of the First Acoustic Peak in the CMB

We now test the validity of the proposed framework by computing the position of the first acoustic peak of the CMB. The theoretical value is $\theta_S \approx 0.5965^{\circ} \pm 0.0002^{\circ}$, while in our model it is determined from

$$\theta_S = \frac{\sigma_s}{\sin(\chi)} \tag{152}$$

where σ_S is the comoving sound horizon,

$$\sigma_s = \int_0^{\tau_{CMB}} \frac{c_s}{c} \frac{d\tau}{R(\tau)} \tag{153}$$

with c_s the sound speed in the plasma, and χ the angular diameter distance to last scattering,

$$\chi = \int_{\tau_{RM}}^{\tau_0} \frac{cdt}{R(\tau)} \tag{154}$$

Where τ_{CMB} denotes the proper time at recombination (when the CMB was formed), τ_{RM} is the proper time marking the transition from radiation to matter domination, and τ_0 is the present proper time of the universe.

Using the relation

$$\dot{R} = \frac{dR}{cd\tau} \tag{155}$$

we can change variables so that

$$\int \frac{cdt}{R(\tau)} = \int \frac{dR}{\dot{R}R} \tag{156}$$

From Eq. (67), we approximate

$$\frac{\dot{R}}{c} = \sqrt{\frac{R_S(R_R + R)}{R^2} - 1} \simeq \frac{\sqrt{R_S(R_R + R)}}{R} \tag{157}$$

valid in the regime $R << R_S$.

For the sound speed in the plasma we adopt

$$c_S = \frac{c}{\sqrt{3(1 + \frac{3}{4}\frac{\rho_M}{\rho_R})}} \tag{158}$$

which, using Eqs. (40), (41), (44) and (45), can be rewritten as

© 2025 by the author(s). Distributed under a Creative Commons CC BY license.

Preprints.org (www.preprints.org) | NOT PEER-REVIEWED | Posted: 20 October 2025 doi:10.20944/preprints202510.1475.v1

$$c_S = 2c\sqrt{\frac{R_R}{3(4R_R + 3R)}} \tag{159}$$

Substituting into Eq. (153), the sound horizon becomes

$$\sigma_s = \int_0^{R_{CMB}} \frac{c_S}{c}\frac{dR}{\dot{R}R} = \int_0^{R_{CMB}} 2c\sqrt{\frac{R_R}{3(4R_R + 3R)}}\frac{dR}{c\sqrt{R_S(R_R + R)}} \tag{160}$$

leading to

$$\sigma_s = \frac{4\sqrt{R_R}}{\sqrt{3R_S}}\text{arcsinh}\left(\sqrt{\frac{R_R + R_{CMB}}{3R_R}}\right) - \frac{4\sqrt{R_R}}{\sqrt{3R_S}}\text{arcsinh}\left(\sqrt{\frac{1}{3}}\right) \tag{161}$$

The radius at recombination follows from the temperature ratio,

$$R_{CMB} = R_0\frac{T_0}{T_{CMB}} = R_0\frac{2.7255\text{ K}}{3000\text{ K}} \simeq \frac{R_0}{1100} \tag{162}$$

Similarly, the angular diameter distance is

$$\chi = \int_{R_{CMB}}^{R_0} \frac{dR}{\dot{R}R} = \frac{2}{\sqrt{R_S}}\left(\sqrt{R_R + R_0} - \sqrt{R_R + R_{CMB}}\right) \tag{163}$$

Since $\chi < 0.01$, we may approximate $\sin(\chi) \approx \chi$. The final expression is

$$\theta_S = \sqrt{\frac{4R_R}{3}} \cdot \frac{\text{arcsinh}\left(\sqrt{\frac{R_R + R_{CMB}}{3R_R}}\right) - \text{arcsinh}\left(\sqrt{\frac{1}{3}}\right)}{\sqrt{R_R + R_0} - \sqrt{R_R + R_{CMB}}} \cdot \frac{180^{\circ}}{\pi} \tag{164}$$

giving

$$\boxed{\theta_S = 0.550^{\circ} \qquad (165)}$$

This value lies only 8.4% below the observed θ_S, showing that the model reproduces with good accuracy the characteristic angular scale of the first acoustic peak in the CMB.

In this part we have shown that linking curvature and homogeneity provides a consistent alternative to inflation for explaining the flatness and horizon problems. Within this framework, density and temperature fluctuations are intrinsically coupled to the curvature parameter, leading naturally to adiabatic perturbations. Using the observed CMB anisotropies, we derived the present curvature parameter, the hyperspherical radius, the total mass of the universe, and its age. Finally, the position of the first acoustic peak in the CMB was computed with an accuracy better than 10% relative to observations. Altogether, these results support the idea that cosmic geometry, homogeneity and

© 2025 by the author(s). Distributed under a Creative Commons CC BY license.

Preprints.org (www.preprints.org) | NOT PEER-REVIEWED | Posted: 20 October 2025 doi:10.20944/preprints202510.1475.v1

anisotropies are deeply connected, laying the groundwork for the following analysis of cosmological acceleration.

Having calibrated the fundamental parameters of our universe (M_U, R_S, R_R, R_0) using observations of the early universe, we now proceed to the crucial test: can these same parameters, without any further adjustment, explain the dynamics of the late universe, **eliminating the need for dark matter and dark energy?**

7. Alternative to Dark Matter: the Cosmological Acceleration

In the expression (87) we have obtained that, for a universe dominated by matter, there is a proper acceleration in the radial direction R of expansion that coincides with the gravitational acceleration generated by the total mass of the universe M_U. This acceleration, which from now on we will call ***cosmological acceleration*** $g_C(\tau)$, is given by:

$$g_C(\tau) \equiv \ddot{R}(\tau) = -\frac{GM_U}{R^2(\tau)} \tag{87}$$

whose value is now fixed by the cosmological parameters derived in the previous section.

The fact that cosmological acceleration occurs in the direction of R, which is one **additional spatial dimension**, unlike the usual expansion encoded in the FLRW scale factor $a(t)$, allows us to suggest that part of this acceleration could be transmitted or projected onto the other spatial dimensions. Let us explore this idea.

By analogy, let us imagine that our universe is confined to the surface of a 2D sphere embedded in 3D space. In the presence of massive objects, such as stars or galaxies, this surface will undergo local deformations. These deformations, in the weak field limit, can be modeled by the Schwarzschild metric. Restricting to a 2D section, the embedding of this metric in 3D Euclidean space results in the well-known Flamm's paraboloid.

If we assume the above as correct, we may consider that part of the cosmological acceleration $g_C(\tau)$ could be projected into the radial coordinate r, affected by the slope of the paraboloid. To do this, it is enough to multiply $g_C(\tau)$ by $sin(\theta)$ where θ is the angle between the tangent to the paraboloid and the equatorial plane, as shown in the figure below.

From Flamm's paraboloid, the slope at each point r is:

$$\tan(\theta) = \frac{dR(\tau)}{dr} = \sqrt{g_{rr}(r) - 1} = \sqrt{\frac{R_S}{r - R_S}} \tag{166}$$

© 2025 by the author(s). Distributed under a Creative Commons CC BY license.

Preprints.org (www.preprints.org) | NOT PEER-REVIEWED | Posted: 20 October 2025 doi:10.20944/preprints202510.1475.v1

where R_s is now the Schwarzschild radius generated by the mass M_g located at $r = 0$:

$$R_s = \frac{2GM_g}{c^2} \tag{167}$$

and $g_{rr}(r)$ is the radial component of the metric.

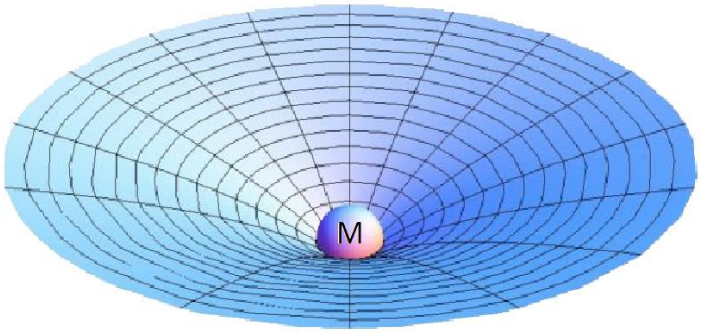

Figure 5. Flamm's paraboloid in a 2D universe.

For r much bigger than R_s (let's think that the mass M necessary to obtain a R_s of 1 Kpc would be of $M > 1{\cdot}10^{16}$ solar masses) we can approximate:

$$\sin(\theta) \simeq \tan(\theta) \tag{168}$$

Therefore, the projected acceleration becomes:

$$g_r(\tau) = \sin(\theta) g_C(\tau) \simeq \frac{dR(\tau)}{dr} g_C(\tau) = \sqrt{g_{rr} - 1} \cdot g_C(\tau) = \sqrt{\frac{R_s}{r - R_s}} \cdot \frac{-GM_U}{R^2(\tau)} \tag{169}$$

an expression that for r much greater than R_s can be approximated to:

$$\boxed{g_r(r) \simeq \sqrt{\frac{R_s}{r}} \cdot \frac{-GM_u}{R_U^2}} \tag{170}$$

where we have assumed that the universe ratio, $R(\tau)$, remains approximately constant, so we have defined $R_U = R(\tau)$.

© 2025 by the author(s). Distributed under a Creative Commons CC BY license.

Preprints.org (www.preprints.org) | NOT PEER-REVIEWED | Posted: 20 October 2025 doi:10.20944/preprints202510.1475.v1

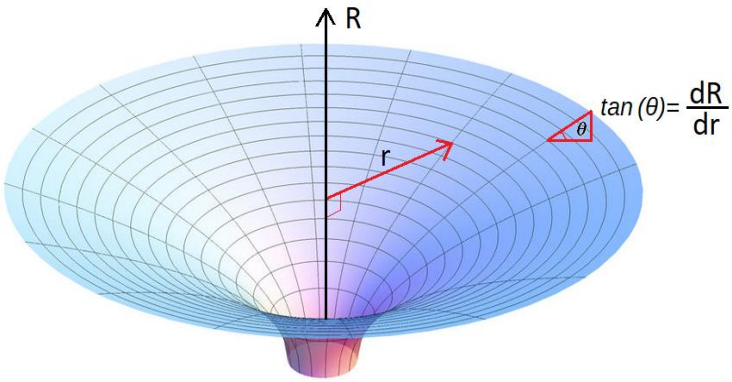

Figure 6. Diagram with the tan(θ) in a Flamm paraboloid.

Now we write the condition of centripetal balance for an object of mass m rotating in a circular orbit at distance *r*:

$$\mathrm{m}\frac{v^2(r)}{r} = \mathrm{m}\cdot g_N(r) + \mathrm{m}\cdot g_r(r) = \frac{GM_g m}{r^2} + \mathrm{m}\sqrt{\frac{R_s}{r}}\cdot\frac{GM_U}{R_U^2} \tag{171}$$

where $g_N(r)$ is the acceleration of gravity according to Newton.

If now, for very large *r*, we ignore the part due to Newton's acceleration of gravity since it has a dependence on $1/r^2$ compared to the dependence $1/r^{1/2}$ of the second summation, we will obtain what we can define as *cosmological velocity*, $v_C(r)$:

$$v_C^2(r) = r\cdot g_r(r) = \sqrt{\frac{R_s}{r}}\cdot\frac{GM_U}{R_U^2}\mathrm{r} = \frac{GM_U}{R_U^2}\sqrt{R_s r} = g_C(\tau)\sqrt{R_s r} \tag{172}$$

And if we take the square root to obtain $v_C(r)$:

$$v_C(r) = \sqrt{g_C(\tau)}\cdot\sqrt[4]{R_s r} \tag{173}$$

Subtituting the value of R_S of equation (167) we get:

$$\mathrm{v_C(r)} = \sqrt{\mathrm{g_C}(\tau)}\cdot\sqrt[4]{r\frac{2GM_g}{c^2}} = \sqrt{\frac{GM_U}{R_U^2}}\cdot\sqrt[4]{r\frac{2GM_g}{c^2}} \tag{174}$$

From here, we can solve for the galaxy mass M_g:

$$\mathrm{M_g} = v_C^4\cdot\frac{c^2R_U^4}{2G^3M_U^2 r} \tag{175}$$

that is, M_g is proportional to:

© 2025 by the author(s). Distributed under a Creative Commons CC BY license.

Preprints.org (www.preprints.org) | NOT PEER-REVIEWED | Posted: 20 October 2025 doi:10.20944/preprints202510.1475.v1

$$\mathrm{M_g} \propto \frac{v_c^4}{r} \propto v_c^4 \tag{176}$$

The expression (176) shows that the mass of a galaxy is proportional to the fourth power of the rotation velocity $v_c(r)$, which is the essence of the Tully-Fisher relation [6]. However, an undesired residual dependence on the radial coordinate r remains. This is due to the fact that the velocity expression in (174) grows as $r^{1/4}$ instead of tending to a constant.

7.1. Formal derivation of the cosmological acceleration projected onto the 3D universe

Although the explanation in the previous section is highly visual and intuitive, **it is necessary to demonstrate, mathematically and via the metric, that the radial acceleration indeed includes a term generated by the cosmological acceleration**.

To do so, we start with the following form of our metric, equation (15), where we have simply replaced the radial variable r with ρ:

$$ds^2 = c^2dt^2 - dR^2 - R^2\left(\frac{d\rho^2}{1-k\rho^2} + \rho^2 d\theta^2 + \rho^2 sin^2\theta d\phi^2\right) \tag{177}$$

Since R is the radius of the 3-sphere and plays the role of a scale factor, we define:

$$r = R\rho \tag{178}$$

so that the 5D metric becomes:

$$ds^2 = c^2dt^2 - dR^2 - \frac{dr^2}{1-k\frac{r^2}{R^2}} - r^2 d\Omega^2 \tag{179}$$

In this expression, r now has dimensions of length and is scaled by R (with $r < R$ by definition).

The next step is to derive from this metric an expression analogous to the Schwarzschild metric, including the gravitational effects generated by a mass m located at $r = 0$.

Following the same reasoning as at the beginning of this work, we now suppose that the radius of the 3-sphere depends on both time t and the radial coordinate r, that is:

$$dR = \frac{\partial R}{\partial t}dt + \frac{\partial R}{\partial r}dr \tag{180}$$

We allow $R = R(t,r)$ to reflect deviations from perfect homogeneity due to local mass-energy concentrations, encoded through the Schwarzschild perturbation around $r = 0$. This describes the embedding of local gravitational effects within a globally curved 5D hypersphere.

The second term in dR multiplying dr corresponds precisely to the slope of the Flamm paraboloid, as obtained previously in equation (166), where g_{rr} is the Schwarzschild component:

$$\frac{\partial R}{\partial r} = \sqrt{g_{rr} - 1} \tag{181}$$

© 2025 by the author(s). Distributed under a Creative Commons CC BY license.

Preprints.org (www.preprints.org) | NOT PEER-REVIEWED | Posted: 20 October 2025 doi:10.20944/preprints202510.1475.v1

By squaring dR and substituting into the metric, we obtain:

$$ds^2 = c^2dt^2 - \frac{dr^2}{1-k\frac{r^2}{R^2}} - r^2d\Omega^2 - \dot{R}^2dt^2 - (g_{rr}-1)dr^2 - 2\dot{R}\sqrt{g_{rr}-1}\cdot drdt \tag{182}$$

Rearranging terms:

$$ds^2 = (1-\frac{\dot{R}^2}{c^2})c^2dt^2 - (\frac{1}{1-\frac{r^2}{R^2}} + g_{rr} - 1)dr^2 - r^2d\Omega^2 - 2\dot{R}\sqrt{g_{rr}-1}\cdot drdt \tag{183}$$

Now, defining proper time as:

$$d\tau = \sqrt{1-\frac{\dot{R}^2}{c^2}}dt \tag{184}$$

and noting that:

$$\dot{R}(t)dt = \frac{dR(t)}{dt}dt = \frac{dR(t)}{d\tau}\frac{d\tau}{dt}dt = \dot{R}(\tau)d\tau \tag{185}$$

we get:

$$ds^2 = c^2d\tau^2 - (\frac{1}{1-k\frac{r^2}{R^2}} + g_{rr} - 1)dr^2 - r^2d\Omega^2 - 2\dot{R}(\tau)\sqrt{g_{rr}-1}\cdot drd\tau \tag{186}$$

Lastly, we account for the time dilation due to the gravitational field by introducing the g_{tt} factor multiplying $d\tau^2$:

$$ds^2 = g_{tt}d\tau^2 - (\frac{1}{1-k\frac{r^2}{R^2}} + g_{rr} - 1)dr^2 - r^2d\Omega^2 - 2\dot{R}(\tau)\sqrt{g_{rr}-1}\cdot drd\tau \tag{187}$$

And finally, taking the limit $r << R$ and re-identifying $dt = d\tau$, we arrive at the effective metric:

$$ds^2 = g_{tt}dt^2 - g_{rr}dr^2 - r^2d\Omega^2 - 2\dot{R}(t)\sqrt{g_{rr}-1}\cdot drdt \tag{188}$$

Here, g_{tt} and g_{rr} are the standard Schwarzschild metric components, and a new cross term appears:

© 2025 by the author(s). Distributed under a Creative Commons CC BY license.

Preprints.org (www.preprints.org) | NOT PEER-REVIEWED | Posted: 20 October 2025 doi:10.20944/preprints202510.1475.v1

$$g_{rt} = \dot{R}(t)\sqrt{g_{rr} - 1} \tag{189}$$

Thus, we obtain a modified Schwarzschild-like metric of the form:

$$\boxed{ds^2 = (1 - \frac{R_s}{r})c^2dt^2 - \frac{dr^2}{(1 - \frac{R_s}{r})} - r^2d\Omega^2 - 2\dot{R}\sqrt{\frac{R_s}{r - R_s}}drdt} \tag{190}$$

7.1.1. Radial acceleration of an orbiting observer

Now, once we have obtained the above form of the metric with the new cross term g_{rt}, we must now check that this cross term is the cause of the cosmological acceleration $g_r(r)$.

Let us consider an observer in circular motion in the equatorial plane ($\sin\theta = 1$) around a central mass M_g that generates the gravitational field. This implies that $dr = d\theta = 0$, and hence the four-velocity of the observer is:

$$u^\mu = \frac{dx^\mu}{d\tau} = (\frac{dt}{d\tau}, \frac{dr}{d\tau}, \frac{d\theta}{d\tau}, \frac{d\phi}{d\tau}) = (\frac{dt}{d\tau}, 0,0, \frac{d\phi}{d\tau}) \tag{191}$$

Defining the angular velocity as:

$$\omega = \frac{d\phi}{dt} \tag{192}$$

we can express the four-velocity as:

$$u^\mu = (\frac{dt}{d\tau}, 0,0, \omega\frac{dt}{d\tau}) = (u^t, 0,0, \omega \cdot u^t) \tag{193}$$

We now compute the radial component of the four-acceleration:

$$a^r = \frac{du^r}{d\tau} + \Gamma^r_{\alpha\beta}u^\alpha u^\beta \tag{194}$$

Since $u^r = 0$ and $u^\theta = 0$, the first term and all the terms with u^r *or* u^θ vanish. If we also consider only the non-zero Christoffel symbols relevant for the radial direction, we finally obtain:

$$a^r = \Gamma^r_{tt}(u^t)^2 + \Gamma^r_{\phi\phi}(u^\phi)^2 \tag{195}$$

We now compute the Christoffel symbols. Starting with Γ_{tt}^r:

$$\Gamma^r_{tt} = \frac{1}{2}g^{rr}(\partial_t g_{tr} + \partial_t g_{rt} - \partial_r g_{tt}) + \frac{1}{2}g^{tr}(\partial_t g_{tt} + \partial_t g_{tt} - \partial_t g_{tt}) \tag{196}$$

Since g_{tt} does not depend on time, the second term vanishes, and we obtain:

© 2025 by the author(s). Distributed under a Creative Commons CC BY license.

Preprints.org (www.preprints.org) | NOT PEER-REVIEWED | Posted: 20 October 2025 doi:10.20944/preprints202510.1475.v1

$$\Gamma^r_{tt} = \frac{1}{2} g^{rr} (2\ddot{R}\sqrt{g_{rr} - 1} - \partial_r g_{tt}) \tag{197}$$

Using the Schwarzschild relation for the Newtonian acceleration:

$$\partial_r g_{tt} = -2g_N(r) \tag{198}$$

we find:

$$\Gamma^r_{tt} = \frac{1}{2} g^{rr} (2\ddot{R}\sqrt{g_{rr} - 1} + 2g_N(r)) \tag{199}$$

Now, we compute the angular Christoffel symbol:

$$\Gamma^r_{\phi\phi} = \frac{1}{2} g^{rr} (\partial_\phi g_{\phi r} + \partial_\phi g_{r\phi} - \partial_r g_{\phi\phi}) = -g^{rr} \cdot r \tag{200}$$

Putting all terms together:

$$a^r = \frac{1}{2} g^{rr} (2\ddot{R}\sqrt{g_{rr} - 1} + 2g_N(r) - 2r\omega^2)(u^t)^2 \tag{201}$$

Finally, assuming the observer is in free fall and thus follows a geodesic ($a^r = 0$), we obtain:

$$\ddot{R}\sqrt{g_{rr} - 1} + g_N(r) = r\omega^2 = \frac{r^2\omega^2}{r} = \frac{v^2}{r} \tag{202}$$

Recall from equation (87) that we had defined the cosmological acceleration in the extra dimension R as:

$$g_C(\tau) \equiv \ddot{R}(\tau) = -\frac{GM_U}{R^2(\tau)} \tag{87}$$

which represents a Newtonian-like deceleration in the hyperspherical expansion, consistent with a closed universe without dark energy.

Substituting into the previous result, we finally recover:

$$\frac{v^2}{r} = g_N(r) + g_C(\tau)\sqrt{g_{rr} - 1} = g_N(r) + g_r(r) \tag{203}$$

that is, we recover equation (171), which expresses the total radial acceleration of an object in circular orbit as the sum of the Newtonian term and a new term $g_r(r)$ resulting from the projection of the cosmological acceleration through the slope of the Flamm-like embedding in 5D and whose value coincides with that of expression (169) as we wanted to demonstrate.

7.2. Alternative to the Einstein-Strauss vacuole: the emergent negative mass and its effect

© 2025 by the author(s). Distributed under a Creative Commons CC BY license.

Preprints.org (www.preprints.org) | NOT PEER-REVIEWED | Posted: 20 October 2025 doi:10.20944/preprints202510.1475.v1

According to Birkhoff's theorem, the only spherically symmetric solution to Einstein's field equations in vacuum is the Schwarzschild metric. In the Einstein–Strauss construction [8], this solution was embedded within the FLRW background by defining a "vacuole": a comoving spherical region around the central mass M_g, with radius R_v chosen such that the mass enclosed in the corresponding FLRW sphere matches the mass of the object (galaxy, cluster, etc.) represented by the Schwarzschild metric. The matching condition is:

$$M_g = \frac{4}{3}\pi R_v^3 \rho_u \tag{204}$$

where ρ_u is the average density of the universe. Solving for R_v:

$$R_v = \sqrt[3]{\frac{M_g}{M_U}} \cdot R_U \tag{205}$$

In this work, as an alternative to the Einstein–Strauss vacuole, we propose modifying the radial metric component $g_{rr}(r)$ so that it induces an effective negative mass density that partially screens the baryonic source mass. The hypothesis is that the geometry of the hypersphere deforms in such a way that it compensates the gravitational mass M_g by generating an effective negative contribution, such that the net density is reduced.

Specifically, we consider:

$$g_{rr}(r) = \frac{1}{1 - \frac{Rs}{r}(1 - f(r))^n} \tag{206}$$

where $f(r)$ satisfies f(0) = 0, f(r→∞)→1. For small r, the metric reduces to the Schwarzschild form, while for large r the slope of the Flamm paraboloid is suppressed. The parameter n controls how the effective circular velocity scales with radius; observations consistent with the Tully–Fisher relation (flat curves beyond ~1 Mpc) require n=1, yielding:

$$g_{rr}(r) = \frac{1}{1 - \frac{Rs}{r}(1 - f(r))} \tag{207}$$

If we also set $g_{tt}(r) = 1/g_{rr}(r)$, the Einstein equations give:

$$G_t^t = -\frac{R_S}{r^2}\frac{df(r)}{dr} = T_t^t = \frac{8\pi G}{c^2}\rho(r) \tag{208}$$

which implies an effective negative mass density:

$$\rho(r) = -\frac{R_S}{r^2}\frac{df(r)}{dr}\frac{c^2}{8\pi G} \tag{209}$$

We can now compute the total mass enclosed within a radius r' using the expression:

$$M(r') = \int_0^{r'} 4\pi r^2 \rho(r) dr = -\int_0^{r'} \frac{4\pi r^2}{r^2}\frac{R_S c^2}{8\pi G}\frac{df(r)}{dr} dr = \frac{-R_S c^2}{2G}\int_0^{r'} d\,f(r) = \frac{-R_S c^2}{2G}[f(r') - f(0)] \tag{210}$$

© 2025 by the author(s). Distributed under a Creative Commons CC BY license.

Preprints.org (www.preprints.org) | NOT PEER-REVIEWED | Posted: 20 October 2025 doi:10.20944/preprints202510.1475.v1

and using the definition of R_s (Eq. (167)) with f(0)=0:

$$M(r) = -M_g \cdot f(r) \tag{211}$$

Thus, the effective mass reduces the source mass by a fraction f(r′), screening the net gravitational field. Since $f(r\to\infty) = 1$, the negative contribution asymptotically approaches—but never exactly cancels—the baryonic mass.

This emergent negative mass density should not be interpreted as a real negative matter component in the universe, but as a geometric screening effect: the deformation of local spacetime reduces the slope of the Flamm paraboloid, which weakens the effective gravity at large radii and naturally explains flat galactic rotation curves without invoking dark matter. Crucially, the local mass density remains positive everywhere; the "negative mass effect" is simply a manifestation of the modified geometry.

7.1.2. Modification of the local metric

Starting from the modified Schwarzschild metric of (190):

$$ds^2 = (1-\frac{R_s}{r})c^2dt^2 - \frac{dr^2}{(1-\frac{R_s}{r})} - r^2d\Omega^2 - 2\dot{R}\sqrt{\frac{R_s}{r-R_s}}drdt \tag{212}$$

we propose modifying $g_{rr}(r)$ using the following expression for $f(r)$:

$$f(r) = \frac{r}{r+r_0} \tag{213}$$

so that:

$$g_{rr}(r) = \frac{1}{1-\frac{R_s}{r}(1-f(r))} = \frac{1}{1-\frac{R_s}{r}(1-\frac{r}{r+r_o})} = \frac{1}{1-\frac{R_s}{r}(\frac{r_o}{r+r_o})} \tag{214}$$

where r_o is a scale parameter whose value depends on the particular characteristics of each galaxy. This choice of $f(r)$ is not derived from first principles but is proposed for its simplicity, which facilitates the calculations in the following sections. Future work may explore alternative forms of $g_{rr}(r)$, possibly derived from junction conditions or from matching to full McVittie-type metrics in 5D.

We now define the parameter k_v as:

$$r_o = \frac{R_v}{k_v} \tag{215}$$

where R_v is the vacuole radius defined in (228). The function $f(r)$ then takes the form:

$$f(r) = \frac{r}{r+R_v/k_v} = \frac{k_v r}{k_v r + R_v} \tag{216}$$

Substituting this into the previous expression yields:

© 2025 by the author(s). Distributed under a Creative Commons CC BY license.

Preprints.org (www.preprints.org) | NOT PEER-REVIEWED | Posted: 20 October 2025 doi:10.20944/preprints202510.1475.v1

$$g_{rr}(r) = \frac{1}{1 - \frac{R_s}{r}(\frac{r_o}{r + r_o})} = \frac{1}{1 - \frac{R_s}{r}(\frac{R_v}{k_v r + R_v})} \tag{217}$$

The slope of the Flamm paraboloid is then:

$$\frac{dR(\tau)}{dr} = \frac{dR_U}{dr} = \sqrt{g_{rr}(r) - 1} = \sqrt{\frac{R_s r_o}{r(r + r_o) - R_s r_o}} \simeq \sqrt{\frac{R_s r_o}{r(r + r_o)}} = \sqrt{\frac{R_s R_v}{r(k_v \cdot r + R_v)}} \tag{218}$$

Integrating with respect to r, we obtain the approximate form of the paraboloid:

$$R(\tau) = R_U(r) \simeq -2\sqrt{\frac{RsR_v}{k_v}} \ln(\frac{\sqrt{k_v r + R_v} - \sqrt{k_v r}}{\sqrt{k_v R_s + R_v} - \sqrt{k_v R_s}}) \tag{219}$$

This allows us to graph (next figure) the shape of the paraboloid and see how it changes with different values of k_v.

If we substitute f(r) into expression (213) for the effective negative mass, we obtain:

$$M(r) = -M_g \frac{k_v r}{k_v r + R_v} \tag{220}$$

where M_g is the baryonic mass of the central object. Once R_v is identified with the Einstein–Straus vacuole radius, the negative mass enclosed within R_v is:

$$\mathrm{M(R_v)} = -\mathrm{M_g} \frac{\mathrm{k_v R_v}}{\mathrm{k_v R_v + R_v}} = -\mathrm{M_g} \frac{\mathrm{k_v}}{\mathrm{k_v} + 1} < -\mathrm{M_g} \tag{221}$$

which is always less than $-M_g$, with equality only in the limit $k_v \to \infty$. For example, if we take k_v=10, which—as shown later—provides the best fit to galactic rotation curves, the negative mass enclosed within the vacuole is about 90.9% of M_g.

Thus, the parameter k_v governs the reduction of the paraboloid slope and the amount of effective negative mass $-M(r)$ enclosed within R_v. A higher k_v corresponds to a shallower slope and a larger effective screening mass.

© 2025 by the author(s). Distributed under a Creative Commons CC BY license.

Preprints.org (www.preprints.org) | NOT PEER-REVIEWED | Posted: 20 October 2025 doi:10.20944/preprints202510.1475.v1

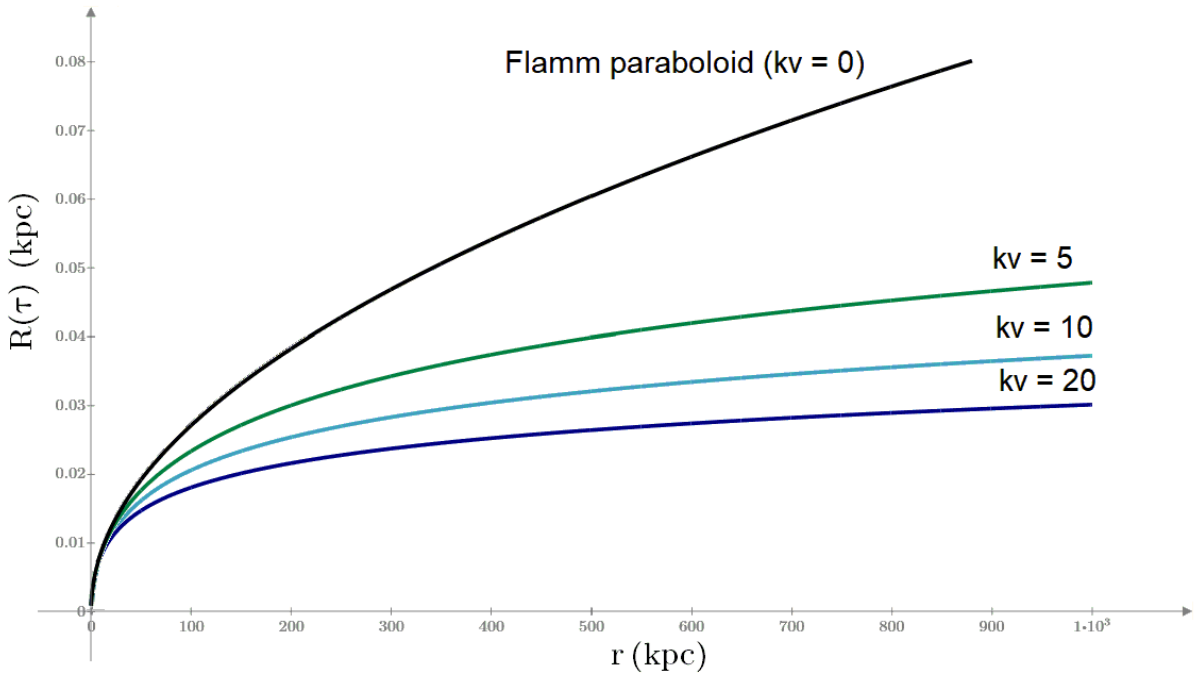

Figure 7. Flamm's Paraboloide in function of k_v.

Finally, he expression for the projected cosmological acceleration becomes:

$$g_r(r) = g_c(\tau)\sqrt{g_{rr}(r) - 1} = \frac{-GM_U}{R_U^2}\sqrt{\frac{R_s r_o}{r(r + r_o) - R_s r_o}} = \frac{-GM_U}{R_U^2}\sqrt{\frac{R_s R_v}{r(k_v r + R_v) - R_s R_v}} \tag{222}$$

For $r >> R_s$, we can approximate this as:

$$g_r(r) = \frac{-GM_U}{R_U^2}\sqrt{\frac{R_s R_v}{r(k_v r + R_v)}} \tag{223}$$

We can now use (222) to compute the cosmological velocity as:

$$v_C^2(r) = r \cdot g_r(r) = \frac{G \cdot M_U \cdot r}{R_U^2}\sqrt{\frac{R_s r_o}{r(r + r_o) - R_s r_o}} = g_C(\tau) \cdot \sqrt{\frac{r^2 R_s R_v}{r(k_v r + R_v) - R_s R_v}} \tag{224}$$

Taking the square root again gives:

$$v_C(r) = \sqrt{g_C(\tau)} \cdot \sqrt[4]{\frac{r^2 R_s R_v}{r(k_v r + R_v) - R_s R_v}} \tag{225}$$

For $r >> R_s$, we can approximate this as:

$$v_C(r) = \sqrt{g_C(\tau)} \cdot \sqrt[4]{\frac{r R_s R_v}{k_v r + R_v}} \tag{226}$$

And in the limit $r \cdot k_v >> R_v$, this tends toward a constant value:

© 2025 by the author(s). Distributed under a Creative Commons CC BY license.

Preprints.org (www.preprints.org) | NOT PEER-REVIEWED | Posted: 20 October 2025 doi:10.20944/preprints202510.1475.v1

$$v_C(r) = \sqrt{g_C(\tau)} \cdot \sqrt[4]{\frac{R_s R_v}{k_v}} \tag{227}$$

Thus, the dependence on $r^{1/4}$ that appeared in equation (174) is effectively eliminated.

Therefore, to conclude this section, and assuming—as is commonly done—that the temporal and radial components of the metric satisfy the condition $g_{tt} = c^2/g_{rr}$, the new modified Schwarzschild-like metric takes the form:

$$ds^2 = (1 - \frac{R_s}{r} \cdot \frac{R_v}{k_v r + R_v})c^2 dt^2 - \frac{dr^2}{1 - \frac{R_s}{r} \cdot \frac{R_v}{k_v r + R_v}} - r^2 d\Omega^2 - 2\dot{R}(\tau)\sqrt{\frac{R_s R_v}{r(k_v \cdot r + R_v)}} dr dt \tag{228}$$

This expression encapsulates the proposed deformation of the Schwarzschild geometry due to the projected cosmological acceleration. The additional cross term g_{tr} encodes the influence of the 5D cosmological dynamics on the 4D spacetime structure. The modification of the therm g_{rr} effectively flattens the Flamm paraboloid at large distances, allowing for the smooth embedding of local Schwarzschild vacuoles within the globally curved 3-sphere geometry of the universe.

To complete the derivation, we now reintroduce the terms that were previously neglected, and revert the time substitution $dt = d\tau$, obtaining:

$$ds^2 = (1 - \frac{R_s}{r} \cdot \frac{R_v}{k_v r + R_v})c^2 d\tau^2 - (\frac{1}{1 - \frac{r^2}{R_U^2(\tau)}} + \frac{1}{1 - \frac{R_s}{r} \cdot \frac{R_v}{k_v r + R_v}} - 1)dr^2 - r^2 d\Omega^2 - 2\dot{R}(\tau)\sqrt{\frac{R_s R_v}{r(k_v \cdot r + R_v) - R_s R_v}} \cdot dr d\tau \tag{229}$$

Finally, we express the metric in terms of the coordinate time by using equation (55) with $k = 1$,

$$d\tau = \sqrt{\frac{R^2(ct)}{R_{sU}(R_R + R(ct))}} \cdot dt \tag{55}$$

where R_{SU} is the Schwarzschild radius of the universe (given by equation (50)). Now, previous equation can be approximated, for a universe dominated by matter, as:

$$d\tau = \sqrt{\frac{R(ct)}{R_{SU}}} \cdot dt \tag{230}$$

and by substituting the expression for $\dot{R}(t)$ from equation (52) for $k = 1$ and $R(t) >> R_R$, we arrive at the general form of the metric:

© 2025 by the author(s). Distributed under a Creative Commons CC BY license.

Preprints.org (www.preprints.org) | NOT PEER-REVIEWED | Posted: 20 October 2025 doi:10.20944/preprints202510.1475.v1

$$ds^2 = (1 - \frac{R_s}{r} \cdot \frac{R_v}{k_v r + R_v}) \frac{R(t)}{R_{SU}} c^2 dt^2 - (\frac{1}{1 - \frac{r^2}{R^2(t)}} + \frac{1}{1 - \frac{R_s}{r} \cdot \frac{R_v}{k_v r + R_v}} - 1) dr^2 - r^2 d\Omega^2 - 2c \sqrt{(1 - \frac{R(t)}{R_{SU}}) \frac{R_s R_v}{r(k_v \cdot r + R_v) - R_s R_v}} \cdot drdt \tag{231}$$

Equation (231) represents one of the central results of this work: **a generalized metric that consistently merges local gravitational fields with the global cosmological evolution dictated by the expansion of the hyperspherical radius *R(t)* for a matter dominated universe**. Unlike standard Schwarzschild or FLRW metrics—which separately describe local and global structures—this expression provides a unified spacetime geometry incorporating both contributions in a fully geometric and covariant framework.

Structurally, this metric can be seen as a natural analogue to the McVittie metric, which was originally formulated to embed a central mass within an expanding cosmological background. However, in the present model, the coupling between local mass distributions and global dynamics arises not from an ansatz or continuity condition, but from a consistent projection of the 5D cosmological geometry onto the 4D spacetime through the Flamm paraboloid's deformation and the time evolution of $R_U(t)$. The presence of the cross term g_{tr} is not postulated, but instead derived as a geometric consequence of the embedding structure.

This formulation confirms and justifies the effective acceleration term g_C previously introduced on heuristic grounds. It also allows for a more rigorous treatment of the rotational dynamics of galaxies, the Tully–Fisher relation, and the cosmological redshift, all within the same metric foundation. Furthermore, the metric reduces to known cases in the appropriate limits: the Schwarzschild geometry is recovered for $R_U(t) \rightarrow$ const, and a modified FLRW form emerges in the weak-field regime or at cosmological scales where local mass terms become negligible.

As such, equation (231) constitutes the foundational spacetime structure from which the model's dynamical and observational predictions can be coherently derived.

7.1.3. Modification of the Newtonian acceleration

In this section, we analyze how the modified form of the Schwarzschild metric, given by equation (228), affects the expression for gravitational acceleration. Specifically, we compute the Newtonian radial acceleration using the $g_{tt}(r)$ component of the metric. A minus sign is introduced to indicate that the gravitational force is attractive, i.e., directed toward the origin of coordinates:

$$g_N(r) = -\frac{1}{2} \partial_r g_{tt} \tag{232}$$

This leads to the expression:

© 2025 by the author(s). Distributed under a Creative Commons CC BY license.

Preprints.org (www.preprints.org) | NOT PEER-REVIEWED | Posted: 20 October 2025 doi:10.20944/preprints202510.1475.v1

$$g_N(r) = -\frac{GM}{r^2}\left(1 - \left(\frac{k_v r}{k_v r + R_v}\right)^2\right) \tag{233}$$

As a result, the gravitational acceleration is no longer determined solely by the local mass, but is modified by the influence of the global geometry—specifically, the coupling between the local paraboloid structure and the curvature of the higher-dimensional hypersphere.

Finally, the next figure shows comparison of the Newtonian acceleration (g_N, blue line) and the projected cosmological acceleration (g_r, black line) for a typical galaxy with a baryonic mass of $M_g = 10^{11}\ M_\odot$. The Newtonian acceleration dominates at small radii, while the cosmological acceleration becomes dominant at $r > 10$ kpc, explaining the observed dynamics without the need for dark matter, as we will show later. The dashed red line shows the total acceleration ($g_{total} = g_N + g_r$).

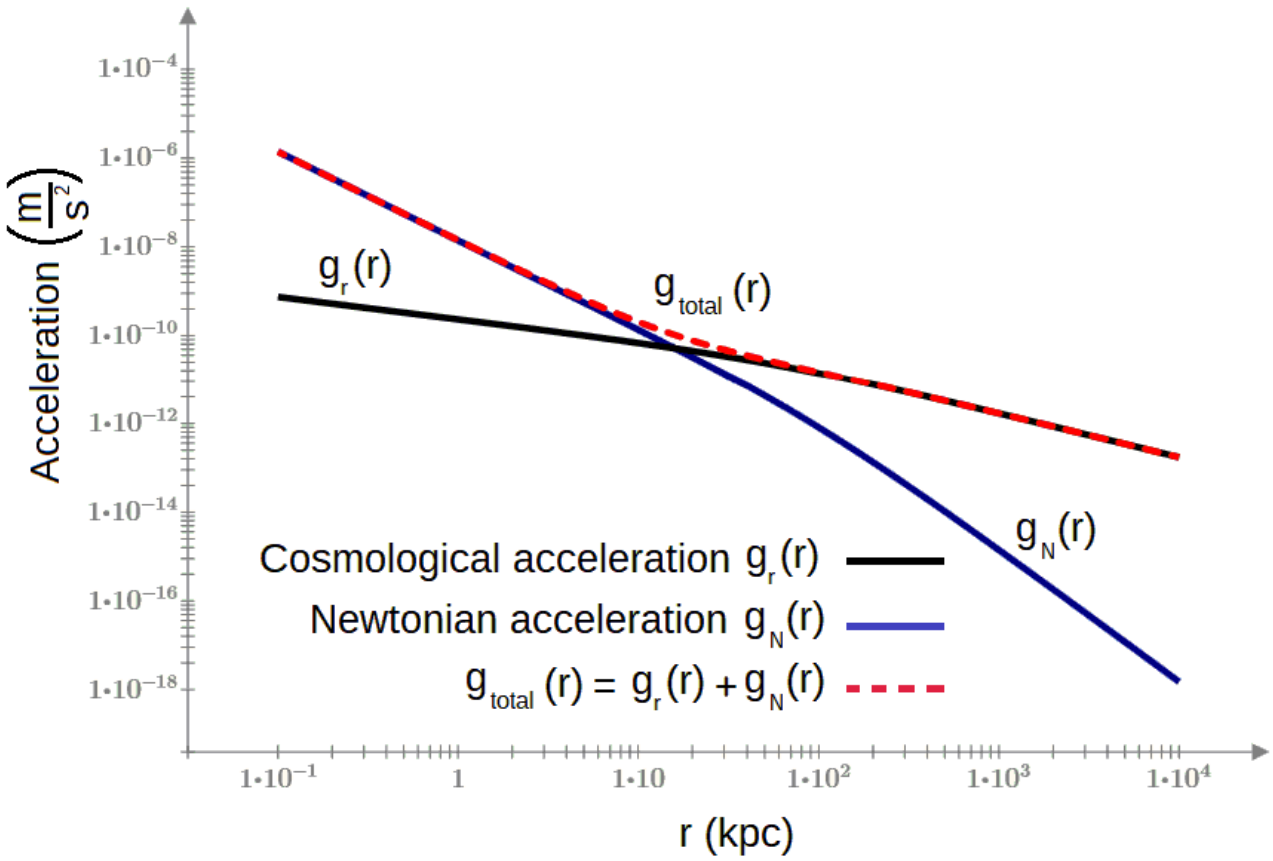

Figure 8. Comparison of the Newtonian acceleration and cosmological acceleration.

7.3. Derivation of the Mass–Velocity Relation

Previously, in equation (176), we found that $M_g \propto v^4$, in full agreement with the Tully–Fisher relation. In this section, we will examine whether the inclusion of R_v — defined as the vacuole radius — and thus its dependence on M_g, modifies this proportionality relation. Let us analyze this:

If we raise equation (227), which gives $v_C(r)$ for $r >> R_v$, to the fourth power, we obtain:

$$v_C^4(r) = g_C^2(\tau) \cdot \frac{R_s R_v}{k_v} \tag{234}$$

© 2025 by the author(s). Distributed under a Creative Commons CC BY license.

Preprints.org (www.preprints.org) | NOT PEER-REVIEWED | Posted: 20 October 2025 doi:10.20944/preprints202510.1475.v1

Using the definition of R_v from equation (205), we have:

$$v_C^4(r) = g_C^2(\tau)\frac{R_s}{k_v}\cdot\sqrt[3]{\frac{Mg}{M_U}}\cdot R_U \tag{235}$$

Now, substituting the expression for R_s from equation (172), we obtain:

$$v_C^4(r) = g_C^2(\tau)\frac{2GM_g}{c^2}\sqrt[3]{\frac{M_g}{M_U}}\cdot\frac{R_U}{k_v} = g_C^2(\tau)\frac{2G}{c^2}\sqrt[3]{\frac{M_g^4}{M_U}}\cdot\frac{R_U}{k_v} \tag{236}$$

With a bit of algebra, we can isolate the mass of the galaxy and obtain:

$$\boxed{\mathrm{M_g(v)} = \frac{c\cdot R_U^2}{G^2\cdot M_U}\sqrt[4]{\frac{R_U\cdot c^2\cdot k_v^3}{8\cdot G\cdot M_U}}\cdot v_c^3} \tag{237}$$

That is:

$$\mathrm{M_g(v)} = \mathrm{C_{MV}}\cdot v_c^3 \tag{238}$$

where, if the velocity is in km/s and the mass in 10^9 solar masses, has the value:

$$C_{MV} = \frac{c^2R_U^2}{G^2\cdot M_U}\sqrt[4]{\frac{R_U\cdot c^2\cdot k_v^3}{8\cdot G\cdot M_U}} = 8.1\cdot 10^3\,\frac{M_\odot}{\mathrm{km^3/s^3}} \tag{239}$$

In summary, from equation (237) we obtain the following relation:

$$\boxed{M_g(v) \propto v_c^3} \tag{240}$$

This expression differs from the classical Tully–Fisher relation $M \propto v^4$. In addition to the change in the exponent of v_c, the new expression (237) has **no dependence on the radial distance**, unlike equation (175), which included a $1/r$ dependence, leading to a scale-invariant flat rotation curve.

In the proposed 5D framework, the baryonic Tully–Fisher relation (BTFR) naturally exhibits a scale-dependent exponent, transitioning from $M \propto v^4$ at small radii ($r \ll R_V$, where R_V denotes the vacuole radius associated with the local mass embedding) to $M \propto v^3$ at large radii ($r \gg R_V$). This behavior follows directly from the projected cosmological acceleration $g_r(r)$ derived in Eqs. (175) and (237).

Current observations, typically probing intermediate galactocentric distances (r < 100 kpc, often $r < R_V$ for typical galaxies), yield effective exponents between 3 and 4 — for instance, 3.82 ± 0.22 in the SPARC sample [10] — in excellent agreement with the model's prediction of intermediate values (n ≈ 3.5–3.8) a value statistically consistent with a gradual transition between the two asymptotic regimes predicted by the model.

This transitional behavior constitutes a distinctive, testable signature: future deep HI surveys, such as those to be conducted by the Square Kilometre Array (SKA), extending rotation curves to ~1 Mpc,

© 2025 by the author(s). Distributed under a Creative Commons CC BY license.

Preprints.org (www.preprints.org) | NOT PEER-REVIEWED | Posted: 20 October 2025 doi:10.20944/preprints202510.1475.v1

should reveal a gradual convergence toward the asymptotic $M \propto v^3$ scaling — providing a direct observational probe of the model's geometric projection mechanism.

7.4. Derivation of MOND from Cosmological Acceleration

The hypothesis proposed in this work—that a portion of the cosmological acceleration $g_C(\tau)$ in the extra dimension R is projected onto our three-dimensional universe, generating an effective acceleration $g_r(r)$, which in turn leads to a constant radial velocity at large distances as given by equation (227), similarly to MOND [9] enables us to explore a possible theoretical justification for the empirical MOND parameter a_0.

In the limit of large radial distances r, the previously derived expression for $g_r(r)$ can be approximated as:

$$g_r(r) = \frac{-GM_U}{R_U^2}\sqrt{\frac{R_s R_v}{r(k_v r + R_v) - R_s R_v}} \simeq \frac{-GM_U}{R_U^2}\sqrt{\frac{R_s R_v}{k_v}} \cdot \frac{1}{r} \tag{241}$$

On the other hand, MOND assumes that, in the very low acceleration regime, where $g \ll a_0$:

$$a_r(r) = \sqrt{GM_g a_0} \cdot \frac{1}{r} \tag{242}$$

Equating both expressions, we obtain:

$$\sqrt{a_0 GM_g} = \frac{GM_U}{R_U^2}\sqrt{\frac{R_s R_v}{k_v}} = \frac{GM_U}{R_U^2}\sqrt{\frac{2GM_g}{c^2 k_v} \cdot \sqrt[3]{\frac{M_g}{M_U}} R_U} \tag{243}$$

This allows us to isolate the MOND parameter a_0:

$$a_0 = \left(\frac{GM_U}{R_U^2}\right)^2 \frac{2}{c^2 k_v} \cdot \sqrt[3]{\frac{M_g}{M_U}} R_U = \left(\frac{GM_U}{c}\right)^2 \cdot \frac{2}{k_v R_U} \cdot \sqrt[3]{\frac{M_g}{M_U}} \tag{244}$$

which implies

$$\boxed{a_0 \propto \sqrt[3]{M_g}} \tag{245}$$

This result is noteworthy, as some extended MOND models and emergent gravity theories have also suggested a dependence of a_0 on galaxy mass. In our model, this relation emerges naturally from the 5D spacetime geometry and the projection of the cosmological acceleration.

Finally, expression (244) enables us to estimate the value of the total mass of the universe M_U. Assuming the standard MOND value $a_0 = 1.2 \cdot 10^{-10}$ m/s², and taking $k_v = 10$ (the value that best fits galaxy rotation curves, as will be shown later), we find that for a typical range of galactic masses $M_g \in [1,100] \cdot 10^9 M_\odot$, the estimated total mass of the universe, using the current $R_U = 2.691 \times 10^{28}$ m value, is:

$$\boxed{M_U \simeq [5 - 13] \cdot 10^{59}\ \text{kg}} \tag{246}$$

© 2025 by the author(s). Distributed under a Creative Commons CC BY license.

Preprints.org (www.preprints.org) | NOT PEER-REVIEWED | Posted: 20 October 2025 doi:10.20944/preprints202510.1475.v1

This value is several orders of magnitude higher than the standard estimate in the ΛCDM framework ($M_U \approx 1.53 \cdot 10^{53}$ kg), but it is consistent with the predictions of our 5D model, ($M_U \approx 8.24 \cdot 10^{59}$ kg) value obtained in (146) using the CMB properties .

7.5. Application to Galaxy Rotation Velocity Curves

In this section, we aim to apply the newly obtained expressions for $g_N(r)$ and $g_r(r)$, in order to assess whether galaxy rotation curves can be explained without resorting to dark matter.

If we write the condition for centripetal balance for an object of mass m rotating in a circular orbit at distance r from a central mass M, which generates the gravitational field, we have:

$$\mathrm{m}\frac{v^2(r)}{r} = \mathrm{m} \cdot g_N(\mathrm{r}) + \mathrm{m} \cdot g_r(r) \tag{247}$$

where $g_N(r)$ is the gravitational acceleration as given by equation (233), and $g_r(r)$ is the cosmological acceleration given by equation (222), so that:

$$v_t^2(r) = (g_N(r) + g_r(\tau)) \cdot r = \frac{GM_g}{r}\left(1 - \left(\frac{k_v r}{k_v r + R_v}\right)^2\right) + \frac{GM_U}{R_U^2} \cdot \sqrt{\frac{r^2 R_S R_v}{r(k_v r + R_v) - R_S R_v}} \tag{248}$$

For $r >> R_S$, this can be approximated by:

$$v_t^2(r) = \frac{GM_G}{r}\left(1 - \left(\frac{k_v r}{k_v r + R_v}\right)^2\right) + \frac{GM_U}{R_U^2} \cdot \sqrt{\frac{r R_S R_v}{(k_v r + R_v)}} \tag{249}$$

Taking the square root yields:

$$v_t(r) = \sqrt{\frac{GM_g}{r}\left(1 - \left(\frac{k_v r}{k_v r + R_v}\right)^2\right) + \frac{GM_U}{R_U^2} \cdot \sqrt{\frac{2GMgR_v r}{c^2(k_v r + R_v)}}} \tag{250}$$

We can define $v_N(r)$ and $v_C(r)$ such that:

$$v_t(r) = \sqrt{v_N^2(r) + v_C^2(r)} \tag{251}$$

where:

$$v_N(r) = \sqrt{\frac{GM_g}{r}\left(1 - \left(\frac{k_v r}{k_v r + R_v}\right)^2\right)} \tag{252}$$

and

$$v_C(r) = \frac{GM_U}{R_U^2} \cdot \sqrt[4]{\frac{2GM_g R_v r}{c^2(k_v r + R_v)}} \tag{253}$$

Before checking whether equation (250) fits the observed galaxy rotation curves, we must make one more adjustment. In the previous equations, the entire mass M_g of the galaxy was assumed to be concentrated at its center, which leads to an overly steep velocity profile at small r. To correct this, we assume a mass distribution within the galaxy of the form:

© 2025 by the author(s). Distributed under a Creative Commons CC BY license.

Preprints.org (www.preprints.org) | NOT PEER-REVIEWED | Posted: 20 October 2025 doi:10.20944/preprints202510.1475.v1

$$M_{g_0}(\mathrm{r}) = M_o \cdot \frac{r^2}{r^2 + r_o^2} \tag{254}$$

Alternatively, for galaxies where the central mass increases less abruptly, we may use:

$$M_{g_1}(\mathrm{r}) = M_o \cdot \left(\frac{r^2}{r^2 + r_1^2}\right)^2 \tag{255}$$

These mass distribution functions are proposed forms and may be replaced by others. Additionally, while other studies often include contributions from radiation and gas, in this work we assume that these effects are already accounted for in the chosen mass profiles.

To obtain the Newtonian velocity corresponding to the mass distribution $M_g(r)$, we apply Gauss's theorem and find:

$$v_N(r) = \sqrt{\frac{GM_g(r)}{r}\left(1 - \left(\frac{k_v r}{k_v r + R_v}\right)^2\right)} \tag{256}$$

and the cosmological speed as:

$$v_C(r) = \frac{GM_U}{R_U^2} \cdot \sqrt[4]{\frac{2GM_g(r)R_v r}{c^2(k_v r + R_v)}} \tag{257}$$

Then, the total velocity of a star at distance r is given by:

$$\boxed{v_t(r) = \sqrt{v_N^2(r) + v_C^2(r)} = \sqrt{\frac{GM_g(r)}{r}\left(1 - \left(\frac{k_v r}{k_v r + R_v}\right)^2\right) + \frac{GM_U}{R_U^2} \cdot \sqrt{\frac{2GM_g(r)R_v r}{c^2(k_v r + R_v)}}} \quad (258)}$$

Here, $v_N(r)$ is the Newtonian term, and $v_C(r)$ the new term arising from cosmological acceleration.

Now that we have equation (258), we can test its ability to reproduce observed galaxy rotation curves. Data from eight galaxies of varying sizes, masses, and rotation speeds were used to fit equation (258) by adjusting relevant parameters.

For each galaxy, we then fit the specific values of the galactic mass M_0 and the scale radius r_0 or r_1, depending on the chosen profile while the R_U and M_U parameters of the universe must be constant and with the values obtained before.

To conclude this section, the following figures present the rotation velocity curves of eight galaxies. The black dots (with error bars) represent the observed values from [11]. The blue dashed curves show the Newtonian velocity $v_N(r)$, while the black dotted curves correspond to the cosmological velocity $v_C(r)$. The red line is the total velocity $v_t(r)$ obtained from equation (258). Galaxy masses M_o are given in units of 10^9 $M_\odot$, and radial distances are expressed in kiloparsecs.

© 2025 by the author(s). Distributed under a Creative Commons CC BY license.

Preprints.org (www.preprints.org) | NOT PEER-REVIEWED | Posted: 20 October 2025 doi:10.20944/preprints202510.1475.v1

From these plots, it can be concluded that equation (258) fits the observed rotation curves quite well. Therefore, the cosmological acceleration given by equation (222) provides a mechanism that can account for the shape of galactic rotation curves **without explicitly invoking dark matter**.

Figures showing the rotation curves up to distances of 1000 kpc have also been included. As predicted when modifying the g_{rr} term of the metric to allow the matching between the Flamm paraboloid and the surface of the 3-sphere, these plots reveal that the velocity curves of the different galaxies have flattened in all cases. This result provides further possible evidence supporting the validity of the model, or alternatively may enable improved fits of the parameters, such as the galactic masses or the value of k_v.

© 2025 by the author(s). Distributed under a Creative Commons CC BY license.

Preprints.org (www.preprints.org) | NOT PEER-REVIEWED | Posted: 20 October 2025 doi:10.20944/preprints202510.1475.v1

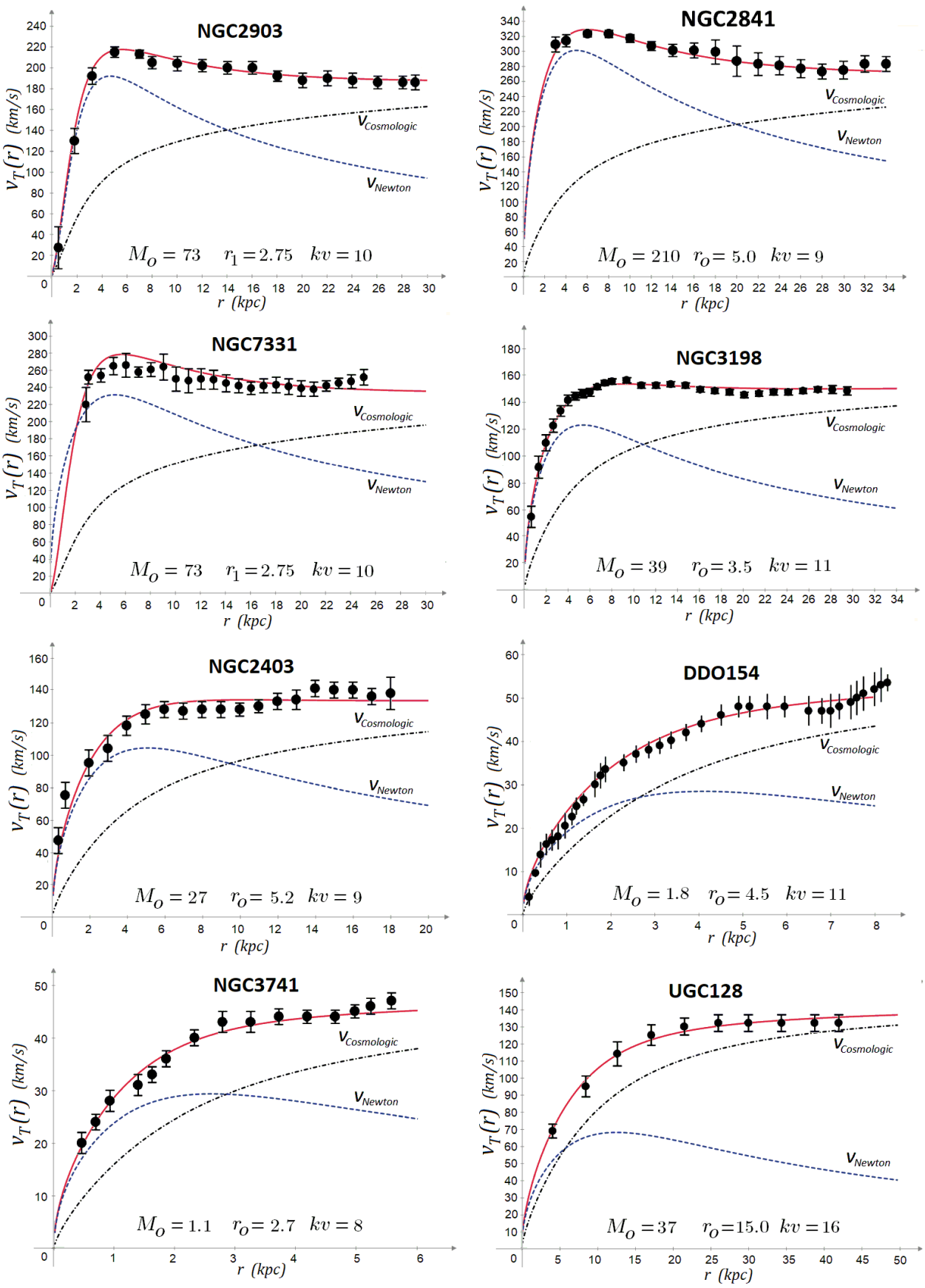

Figure 9. Rotation curves for different galaxies including cosmological velocity.

© 2025 by the author(s). Distributed under a Creative Commons CC BY license.

Preprints.org (www.preprints.org) | NOT PEER-REVIEWED | Posted: 20 October 2025 doi:10.20944/preprints202510.1475.v1

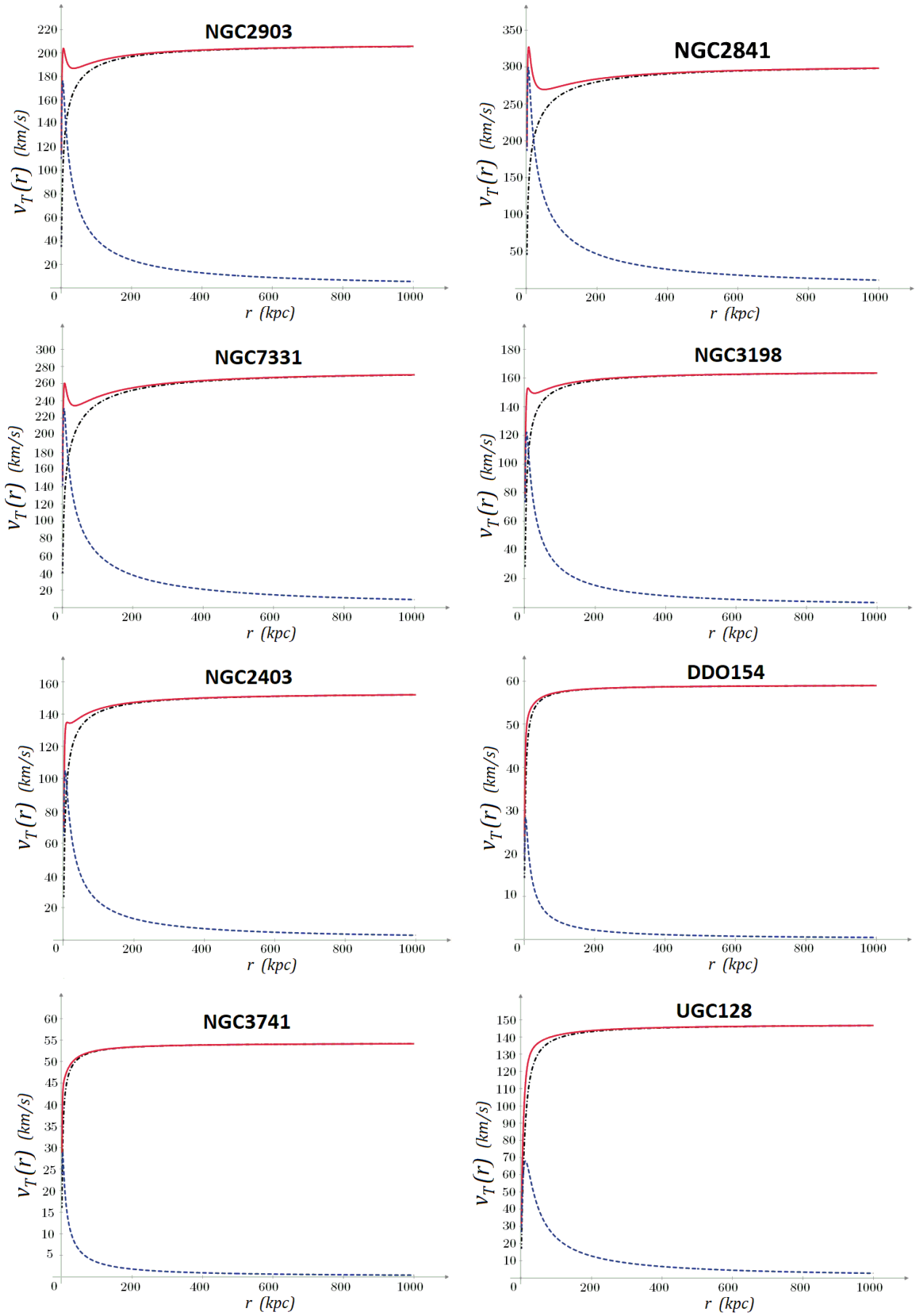

Figure 10. Rotation curves for different galaxies up to 1000 kpc of distance.

© 2025 by the author(s). Distributed under a Creative Commons CC BY license.

Preprints.org (www.preprints.org) | NOT PEER-REVIEWED | Posted: 20 October 2025 doi:10.20944/preprints202510.1475.v1

7.6. Wide Binary Systems

Wide binary systems are composed of two stars with masses on the order of one solar mass, whose dynamics are studied at distances of up to 200 astronomical units (au). The goal is to determine whether the relative acceleration between the stars follows the classical Newtonian behavior, or whether it agrees with the predictions of modified gravity theories such as MOND. This range of distances and masses has been chosen because it leads to accelerations on the order of the MOND characteristic constant, $a_0 = 1.2\times10^{-10}$ m/s².

It has been observed that, in this regime, wide binary systems exhibit dynamics consistent with Newtonian gravity and not with MOND [12]. This is often interpreted as a significant challenge for MOND, which predicts deviations from Newtonian behavior in this weak-acceleration regime.

In this section, we apply the model proposed in this work, which introduces a cosmological acceleration projected onto 3D space, derived in previous sections. We analyze whether this additional term significantly affects the dynamics of these systems or, on the contrary, whether Newtonian behavior is preserved.

To do this, we compare the expressions for the Newtonian acceleration $g_N(r)$ and the projected cosmological acceleration $g_r(r)$, given by equations (233) and (222), respectively. Taking stellar masses on the order of 1 $M_\odot$, the associated vacuole radius is:

$$R_v = \sqrt[3]{\frac{Mg}{M_U}} \cdot R_U = 2.41 \cdot 10^7\ au \tag{259}$$

This value is much larger than the distance range of interest (up to 200 au). In this regime, the Newtonian acceleration simplifies to:

$$g_N(r) = -\frac{GM_g}{r^2}\left(1 - \left(\frac{k_v r}{k_v r + R_v}\right)^2\right) \simeq -\frac{GM_g}{r^2} \tag{260}$$

Thus, the classical Newtonian form is recovered.

Regarding the cosmological acceleration, from equation (222), for $r << R_v$, we can approximate:

$$g_r(r) = \frac{-GM_U}{R_U^2}\sqrt{\frac{R_s R_v}{r(k_v r + R_v) - R_s R_v}} \simeq \frac{-GM_U}{R_U^2}\sqrt{\frac{R_s R_v}{r(k_v r + R_v)}} \simeq \frac{-GM_U}{R_U^2}\sqrt{\frac{R_s}{r}} \tag{261}$$

where R_s is the Schwarzschild radius of the system. Substituting the expression for R_s, we obtain:

$$g_r(r) \simeq \frac{-GM_U}{R_U^2}\sqrt{\frac{2GM_g}{c^2 \cdot r}} \tag{262}$$

Now we can calculate the value of $g_N(r)$ and $g_r(r)$ for $r = 200$ au and we would have that:

$$g_N(200\text{ au}) = 1.48 \cdot 10^{-7}\ \text{m} \cdot \text{s}^{-2} >> g_r(200\text{ au}) = 7.54 \cdot 10^{-13}\ \text{m} \cdot \text{s}^{-2} \tag{263}$$

Therefore, the Newtonian acceleration term is several orders of magnitude larger than the cosmological acceleration.

By equating $g_r(r)$ with $g_N(r)$, we find the value of r at which both accelerations are equal:

© 2025 by the author(s). Distributed under a Creative Commons CC BY license.

Preprints.org (www.preprints.org) | NOT PEER-REVIEWED | Posted: 20 October 2025 doi:10.20944/preprints202510.1475.v1

$$r = \sqrt[3]{\frac{M_g \cdot R_U^4 \cdot c^2}{2 \cdot G \cdot M_U^2}} \simeq 6.8 \cdot 10^5 \text{ au} \tag{264}$$

This value is significantly greater than the typical 200 au scale of wide binary systems. Consequently, we conclude that within the range of distances considered, the dynamics of these systems remain purely Newtonian, in perfect agreement with observations. This prediction of the model sets it apart from MOND and reinforces its validity in low-acceleration regimes.

7.7. Velocity Dispersion in Galaxy Clusters: A 5D Virial-Like Relation Without Dark Matter

From equation (237), we have previously found that mass is proportional to the cube of velocity, that is, $M \propto v^3$. This leads us to postulate that the relationship between mass and the velocity dispersion σ_v in galaxy clusters should also follow the form:

$$M = A_\sigma \cdot \sigma_v^3 \tag{265}$$

where A_σ is a proportionality constant.

This expression allows us, given a pair of values (M, σ_v), to determine A_σ, and using that value, check whether the observational data can be fitted accordingly. To this end, we use the following plot obtained from [13], which shows the velocity dispersion as a function of mass for different models such as MOND and Newton + dark matter (DM).

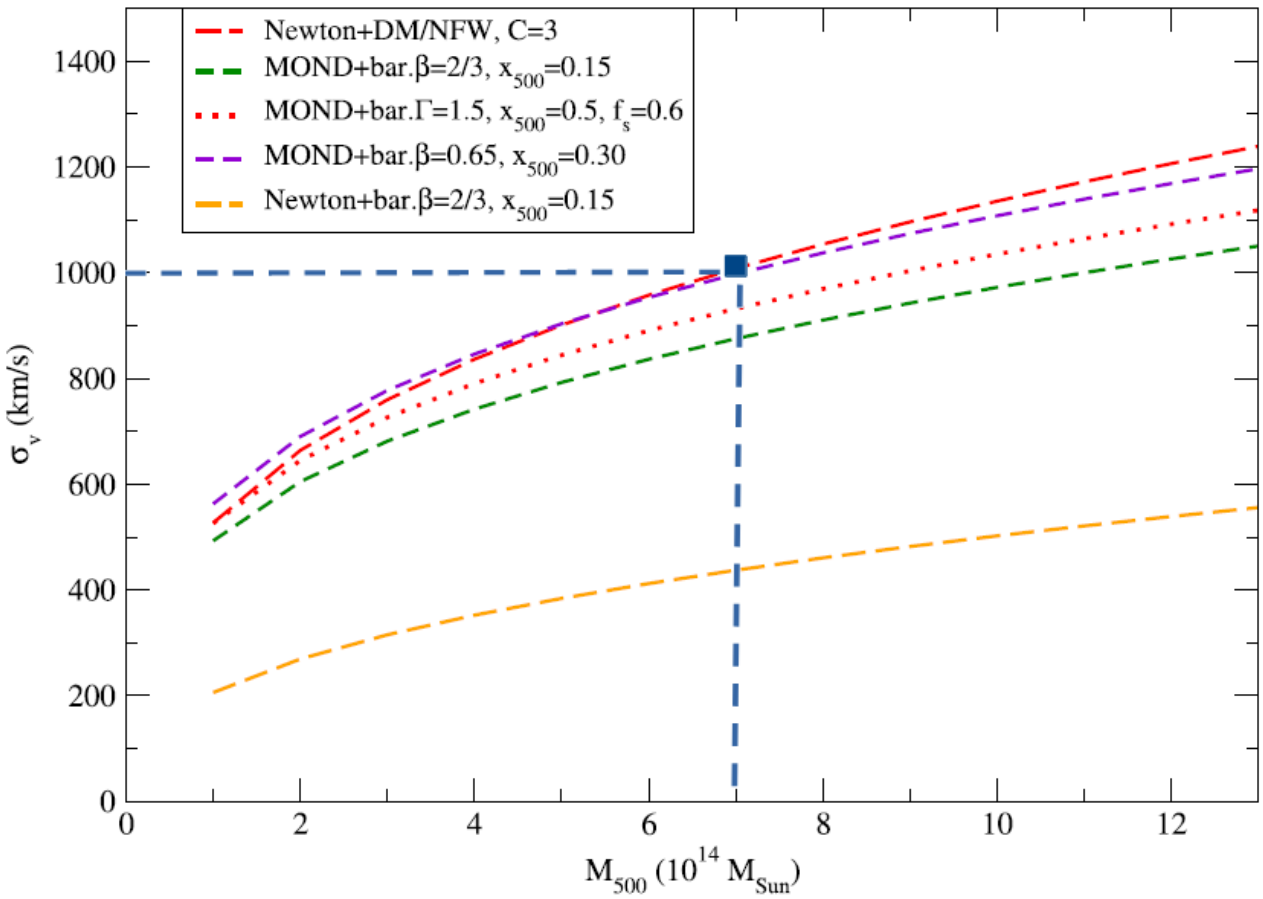

© 2025 by the author(s). Distributed under a Creative Commons CC BY license.

Preprints.org (www.preprints.org) | NOT PEER-REVIEWED | Posted: 20 October 2025 doi:10.20944/preprints202510.1475.v1

Figure 11. Predictions of velocity dispersion from several models.

In the above figure, the masses along the X-axis, denoted M_{500}, are considered total masses in the Newton + DM case. For the MOND models, the baryonic mass is computed using the relation:

$$M_{bar.500} = 0.117 \cdot 10^{14} (\frac{M_{500}}{10^{14} M_{\odot}})^{1.16} M_{\odot} \tag{266}$$

In contrast with ΛCDM, where the dynamical mass includes dark matter, we assume that the relevant mass is the baryonic component, corresponding to 15% of the total mass

$$M_{bar.500} = 0.15 \cdot M_{500} \cdot 10^{14} \cdot M_{\odot} \tag{267}$$

If we choose the point (7, 1000) in the graph, then the values used to calibrate A_{σ} become (0.15·7, 1000) = (1.05, 1000), which gives:

$$A_{\sigma} = \frac{M_{bar.500}}{\sigma^3} = \frac{1.05 \cdot 10^{14} \cdot M_{\odot}}{(1000 km/s)^3} = 105000 \frac{M_{\odot}}{(km/s)^3} \tag{268}$$

Thus, the general expression for our model becomes:

$$\boxed{M_{bar.500} = 105000 \frac{M_{\odot}}{(km/s)^3} \cdot \sigma_v^3} \tag{269}$$

We now use this expression to test whether it correctly fits the data shown in the figure. The result is displayed in the following figure, where the blue squares represent predictions using equation (269) within the 5D model. As can be observed, the expression aligns very well with the red curve corresponding to the Newton + DM/NFW model.

© 2025 by the author(s). Distributed under a Creative Commons CC BY license.

Preprints.org (www.preprints.org) | NOT PEER-REVIEWED | Posted: 20 October 2025 doi:10.20944/preprints202510.1475.v1

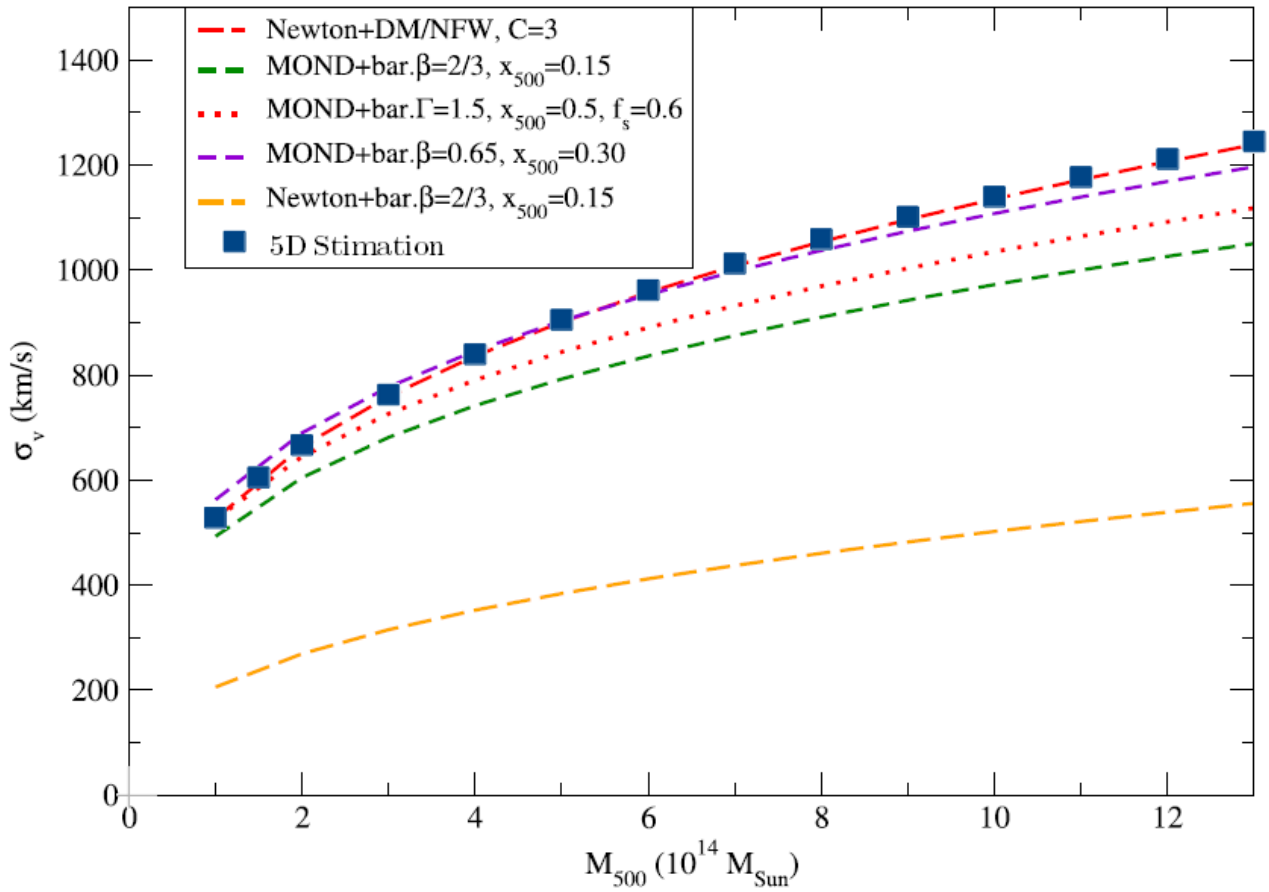

Figure 12. Predictions of the velocity dispersions for the 5D model.

The final step is to check whether the value of A_σ, previously obtained by fitting, can be derived directly from the 5D velocity equation. To do this, we assume a proportional relationship between velocity and velocity dispersion of the form:

$$v = C \cdot \sigma_v \tag{270}$$

where v is the velocity given by equation (207). Therefore, the following must hold:

$$M_g(v) = \frac{c \cdot R_U^2}{G^2 \cdot M_U} \sqrt[4]{\frac{R_U \cdot c^2 \cdot k_v^3}{8 \cdot G \cdot M_U}} \cdot v^3 = \frac{c \cdot R_U^2}{G^2 \cdot M_U} \sqrt[4]{\frac{R_U \cdot c^2 \cdot k_v^3}{8 \cdot G \cdot M_U}} \cdot (C \cdot \sigma_v)^3 \tag{271}$$

Comparing with equation (265), we obtain:

$$\frac{c \cdot R_U^2}{G^2 \cdot M_U} \sqrt[4]{\frac{R_U \cdot c^2 \cdot k_v^3}{8 \cdot G \cdot M_U}} \cdot C^3 = A_\sigma = 105000 \frac{M_\odot}{\mathrm{km}^3/\mathrm{s}^3} \tag{272}$$

Using $k_v = 10$ (similar to the value used in the study of galaxy rotation curves), and substituting all known values, we find:

$$v = 2.25 \cdot \sigma_v \tag{273}$$

While it is usually considered that for self-gravitating systems:

© 2025 by the author(s). Distributed under a Creative Commons CC BY license.

Preprints.org (www.preprints.org) | NOT PEER-REVIEWED | Posted: 20 October 2025 doi:10.20944/preprints202510.1475.v1

$$v = \sqrt{3} \cdot \sigma_v \simeq 1.73 \cdot \sigma_v \tag{274}$$

obtaining the correct value of A_σ in equation (272) by simply taking C = 2.25 can be regarded as a success of the 5D model, demonstrating a precise match between the theoretical framework and the empirical fit.

We can therefore conclude that the 5D geometrical model presented in this work, through its $M \propto v^3$ relation, is capable of explaining velocity dispersion in galaxy clusters using only the baryonic mass, without requiring the presence of dark matter.

8. Conclusions

The Standard Model of Cosmology, ΛCDM, while remarkably successful in fitting a vast range of observational data, rests upon an increasingly complex and fragmented theoretical foundation. It requires the postulation of three separate and physically unmotivated pillars to match reality: an inflationary epoch driven by an unknown scalar field, a mysterious cold dark matter particle that has eluded all direct detection, and a perplexing dark energy component whose nature remains a profound enigma.

This work proposes a geometric alternative to inflation, dark matter, and dark energy by attributing these phenomena to a geometric framework in 5D, though further validation through numerical simulations and observational tests is required to confirm its viability

From this purely geometric foundation, a complete and self-consistent cosmology emerges. We have shown that:

1. Our framework **offers an alternative to inflation** by postulating a fundamental link between curvature and inhomogeneity ($|\Omega_k| = 1/2\ \delta_\rho$), motivated by the physics of structure formation, and using absolute simultaneity derived from the privileged framework reference, the flatness and horizon problems are resolved intrinsically. This framework, calibrated with the observed anisotropies of the CMB, correctly predicts the angular scale of the first acoustic peak with an accuracy of ~8%, a feat achieved without any inflationary mechanism.

2. The phenomena attributed to **dark matter may emerge naturally from the geometric projection** of cosmological acceleration in our 5D model. The global deceleration of the 5D hypersphere projects a real, calculable acceleration (g_C) onto our 3D space. This single mechanism has been shown to reproduce the dynamics of galaxies across all scales — from massive spirals like NGC 2841 to gas-dominated dwarfs like NGC 3741 — without the need for dark matter halos. This framework not only explains flat rotation curves but also derives a Tully-Fisher-like relation ($M \propto v^3$) and is consistent with the velocity dispersions in galaxy clusters and the dynamics of wide binary systems.

3. **MOND emerges as a derived consequence, not a fundamental law**. The phenomenological success of Modified Newtonian Dynamics is explained within our model. The MOND

© 2025 by the author(s). Distributed under a Creative Commons CC BY license.

Preprints.org (www.preprints.org) | NOT PEER-REVIEWED | Posted: 20 October 2025 doi:10.20944/preprints202510.1475.v1

acceleration scale a_0 is not a new constant of nature, but an emergent quantity derived from the fundamental parameters of the universe (M_U, R_0), thereby providing a theoretical foundation for Milgrom's empirical law.

4. This model suggests that the dimming of supernovae may be explained by an additional gravitational redshift, **offering a potential alternative to dark energy**, pending validation against other cosmological probes such as BAO and ISW effects.

5. This model raises questions about the global applicability of the Special Relativity to the universe, suggesting the need for a generalized kinematic framework, as explored in [14], though further theoretical development is necessary.

The internal consistency of this model is its greatest strength. The fundamental parameters of the universe (M_U, M_R and R_0), derived from the physics of the Cosmic Microwave Background, are precisely those required to explain the dynamics of galaxies billions of years later. Three independent observational regimes — the primordial universe, the dynamics of galaxies, and the phenomenology of MOND — all converge on the same set of universal constants.

Unlike ΛCDM, which relies on multiple components to explain observations, this model seeks a unified description based on 5D geometry, aiming for simplicity while acknowledging the need for rigorous testing against observational data. It suggests that the universe is not filled with mysterious substances, but that its deepest secrets are written in the language of pure geometry. We present this model not as a final theory, but as a compelling and falsifiable alternative, inviting the scientific community to explore its predictions and confront the beautiful, simple, and purely geometric universe it describes.

To conclude this section, we leave a table with the summary of all the parameters and their values of this 3-Sphere universe.

Symbol	Description	Estimated Value	Units
H_0	Hubble parameter (today)	70.4	Km/s/Mpc
M_U	Total mass of the universe	8.24×10^{59}	kg
R_0	Radius of the hypersphere (today)	2.691×10^{28}	m
M_R	Equivalent mass of radiation	1.265×10^{51}	kg/m^3
R_s	Maximum Radius of the hypersphere	1.223×10^{33}	m
R_R	Radiation Radius	1.878×10^{24}	m
Ω_{k0}	Curvature parameter	2.2×10^{-5}	-

© 2025 by the author(s). Distributed under a Creative Commons CC BY license.

Preprints.org (www.preprints.org) | NOT PEER-REVIEWED | Posted: 20 October 2025 doi:10.20944/preprints202510.1475.v1

Symbol	Description	Estimated Value	Units
ρ_M	Density of mass of the universe (today)	1.01×10^{-26}	kg/m^3
ρ_R	Density of radiation of the universe (today)	7.046×10^{-31}	kg/m^3
τ_0	Proper time (comoving observer)	8.900×10^9	years
t_0	Coordinate time (today)	2.85×10^{12}	years
θ_S	Angular size of the sound horizon at decoupling	0.550	degrees
τ_{RM}	Transition from radiation to matter domination proper time	3049	years
τ_{CMB}	CMB recombination time	2.24×10^5	years
$g_c(\tau)$	Cosmological acceleration (today)	7.59×10^{-8}	m/s^2
C_{MV}	Constant of proportionality between mass and velocity^3 (Eq.(238))	8.1×10^3	$M_\odot/km^3s^3$
A_σ	Constant of proportionality between mass and velocity dispersion (Eq. (269))	105000	$M_\odot/km^3s^3$

Table 2: Present-day values of the 3-Sphere universe parameters.

9. Discussions

The 3-Sphere Model, as presented in this work, offers a self-consistent and purely geometric framework that unifies a wide range of cosmological and astrophysical phenomena. However, its departure from the standard ΛCDM paradigm is profound, leading to a series of unique and eminently falsifiable predictions. The ultimate test of this theory will not be its internal elegance, but its ability to withstand rigorous observational scrutiny. We outline below the key experimental tests that could either corroborate or refute this model.

Falsifiable Predictions of the 3-Sphere Model:

a) **The Cosmic Microwave Background:** While our analytical calculations predict the angular scale of the first acoustic peak with remarkable accuracy (~8%), this represents only a fraction of the information encoded in the CMB. A complete numerical evolution of the coupled Boltzmann equations within our cosmological background is the most crucial next step. This model predicts a specific history of perturbation growth (e.g., $\delta_\rho \propto R^2$ in the radiation era) and a unique relationship between density and temperature fluctuations ($\delta_\rho \approx 4\,\delta_T$). These will inevitably lead to subtle but detectable deviations from the ΛCDM predictions for the higher acoustic peaks and

© 2025 by the author(s). Distributed under a Creative Commons CC BY license.

Preprints.org (www.preprints.org) | NOT PEER-REVIEWED | Posted: 20 October 2025 doi:10.20944/preprints202510.1475.v1

the polarization spectrum. A disagreement with the precision data from Planck in these areas would constitute a strong falsification.

b) **The Baryonic Tully-Fisher Relation:** Unlike the empirical $L \propto v^4$ relation, our model fundamentally predicts that baryonic mass scales with the cube of the flat rotation velocity, $M_b \propto v^3$. While current data can be fitted by both relations within their scatter, future large-scale surveys of galactic dynamics (e.g., with the Square Kilometre Array) could distinguish between a v^3 and a v^4 scaling with high statistical significance, providing a definitive test.

c) **Galaxy Rotation Curves at Large Radii:** A key feature of our model is the modification of the local metric to ensure a smooth embedding within the global hypersphere. This predicts that the flat rotation curves of galaxies should persist out to enormous distances, potentially up to 1-2 Megaparsecs, before any decline is observed. Although there are already some measurements such as [7] that seem to confirm this prediction of the model, a greater number of measurements in this regard would be necessary.

d) **The Dynamics of Wide Binary Stars and Galaxy Clusters:** The model makes distinct predictions at opposite ends of the scale spectrum. It successfully reproduces the dynamics of galaxy clusters, but also predicts a purely Newtonian regime for the very low accelerations found in wide binary star systems, in agreement with recent observations. Any confirmed, statistically significant deviation from Newtonian gravity in wide binaries would pose a serious problem for this theory, distinguishing it from MOND-like paradigms.

10. Conceptual and Philosophical Implications

Beyond these direct tests, our framework invites a profound re-evaluation of several foundational concepts in cosmology:

1. **The Impossibility of a Flat Universe:** Our fundamental law, $|\Omega_k| = 1/2\ \delta_\rho$, implies that a perfectly homogeneous universe ($\delta_\rho = 0$) must be perfectly flat ($\Omega_k = 0$), and vice versa. However, the Uncertainty Principle guarantees the existence of primordial quantum fluctuations. **Therefore, a perfectly homogeneous universe cannot exist**. It follows that **a truly flat universe is a physical impossibility**. The "near-flatness" we observe is not an approach to k = 0, but a measure of the extraordinary initial homogeneity of our intrinsically curved (k=+1) cosmos.

2. **A Black Hole Universe:** The maximum radius of our closed universe, R_s, is not just a parameter, but is shown to be equivalent to the Schwarzschild radius corresponding to its total mass-energy content, M_u. This suggests a startling possibility: **our entire 3-sphere universe may be the interior of a five-dimensional black hole**. The expansion and eventual contraction we experience would be the motion of our 3-brane from the singularity towards the event horizon and back again.

3. **A Window into Quantum Gravity:** The cornerstone of our alternative to inflation is the proposed law connecting global curvature to local inhomogeneity, $|\Omega_k| = 1/2\ \delta_\rho$. We have

© 2025 by the author(s). Distributed under a Creative Commons CC BY license.

Preprints.org (www.preprints.org) | NOT PEER-REVIEWED | Posted: 20 October 2025 doi:10.20944/preprints202510.1475.v1

justified this relation through the physics of structure formation, but its fundamental origin may be much deeper. This law suggests a profound link between the macroscopic geometry of spacetime (Ω_k) and the statistical properties of its quantum fluctuations (δ_ρ). It provides a concrete, phenomenological equation that any candidate theory of quantum gravity must be able to reproduce. The universe, in this view, becomes the ultimate laboratory for probing the interface between General Relativity and quantum mechanics, where the "grittiness" of quantum spacetime itself dictates the large-scale curvature of the cosmos.

11. Future Work

This paper lays the groundwork for a rich program of theoretical and phenomenological research. The most urgent priorities are:

1. **Structure Formation in a Younger Universe:** A quantitative analysis simulating the growth of structures under the three combined effects (higher primordial density, extended epoch for gravitational growth and enhanced gravitational collapse via g_C) is necessary to determine if our model can form a rich cosmic web, galaxies, and quasars by their observed redshifts within its shorter cosmic history (8.9 Gyears). Such a study would provide another stringent test of the entire unified framework.

2. **A Full Theory of Perturbations:** To move beyond analytical estimates and rigorously test the model against the full CMB power spectrum and polarization data. This would involve deriving and numerically solving the modified Boltzmann equations to predict the Cl spectrum, including the calculation of the δ_ρ - δ_T relation from first principles.

3. **The Nature of the Curvature-Inhomogeneity Law:** To explore if the postulated law $|\Omega_k| = 1/2\ \delta_\rho$ can be derived from a more fundamental theory, possibly from the principles of quantum gravity applied to a 5D spacetime.

4. **The Evolution of the Contracting Universe:** A more detailed reflection is necessary regarding the study of **the evolution of the universe in its contraction phase**, since a profound implication of our framework arises when considering the future evolution of our closed universe. The fundamental law $|\Omega_k| \propto \delta_\rho$, combined with the dynamical relation $|\Omega_k| \propto R(t)$ for a matter-dominated era, predicts that, as the universe enters its contraction phase (R(t) decreases), the overall inhomogeneity of the universe (δ_ρ) must also decrease. This seemingly paradoxical requirement—that gravity should lead to a more uniform, rather than more clumped, universe during contraction—finds a natural solution in our model.

   As we have argued, the projected cosmological acceleration g_C depends on the expansion velocity $\dot{R}$ and its acceleration. A rigorous analysis of the geodesic equations suggests that, upon entering the contraction phase ($\dot{R} < 0$), this acceleration would transition from attractive to repulsive (see how the change in sign of $\ddot{R}$ in eq. (201) affects it). This emergent repulsive force, which would also increase with decreasing universe size, would act on a large scale,

© 2025 by the author(s). Distributed under a Creative Commons CC BY license.

Preprints.org (www.preprints.org) | NOT PEER-REVIEWED | Posted: 20 October 2025 doi:10.20944/preprints202510.1475.v1

systematically dismantling the cosmic web and evaporating galaxies from the outside in. This process of "hierarchical dissolution" provides the physical mechanism for the decrease in δ_ρ, resolving the paradox.

This suggests a fascinating possibility for the ultimate fate of the universe: not a chaotic and uneven "Big Squeeze," but a gentle "Big Bounce." The emergent repulsive force could prevent the final singularity, giving rise to a cyclical model in which the universe is perpetually reborn from a smooth, homogeneous state.

In summary, **this model, while radical, offers a path towards a more unified and geometric understanding of the cosmos**. Each of these future steps will serve to either solidify its foundations or reveal its limitations, as is the true spirit of scientific inquiry.

12. Relation with Previous Works

This paper constitutes a substantially revised and extended version of [15].

References

1. R. A. Knop et al. (2003). "New Constraints on Ω_M, Ω_Λ, and w from an Independent Set of 11 High-Redshift Supernovae Observed with the Hubble Space Telescope", The Astrophysical Journal, Volume 598, Issue 1, pp. 102-137.
2. Alan H. Guth. (1981). Inflationary universe: A possible solution to the horizon and flatness problems. Phys. Rev. D 23, 347. DOI: https://doi.org/10.1103/PhysRevD.23.347
3. Mather, J. C., Fixsen, D. J., Shafer, R. A., Mosier, C., & Wilkinson, D. T. (1999). "Calibrator Design for the Far-Infrared Absolute Spectrophotometer (FIRAS)". The Astrophysical Journal, 512(2), 511-520.
4. Buchert, T. On Average Properties of Inhomogeneous Fluids in General Relativity: Dust Cosmologies. General Relativity and Gravitation 32, 105–125 (2000). https://doi.org/10.1023/A:1001800617177
5. Planck Collaboration (2020). "Planck 2018 results. VII. Isotropy and Statistics of the CMB." Astronomy & Astrophysics, 641, A7. https://doi.org/10.1051/0004-6361/201935201
6. *Tully, R. B.; Fisher, J. R. (1977). "A New Method of Determining Distances to Galaxies". Astronomy and Astrophysics. 54 (3): 661–673.*
7. *Tobias Mistele et al (2024). "Indefinitely Flat Circular Velocities and the Baryonic Tully–Fisher Relation from Weak Lensing", The Astrophysical Journal Letters, Volume 969, Number1, DOI 10.3847/2041-8213/ad54b0*
8. Einstein, A., & Straus, E. G. (1945). The influence of the expansion of space on the gravitation fields surrounding the individual stars. Reviews of Modern Physics, 17(2–3), 120–124.
9. Milgrom, M. (1983). A modification of the Newtonian dynamics as a possible alternative to the hidden mass hypothesis. Astrophysical Journal, 270, 365–370.
10. Lelli, F., McGaugh, S. S., & Schombert, J. M. (2016). The SPARC data base: 174 galaxy rotation curves and their dark baryonic decomposition. The Astronomical Journal, 152(6), 157. https://doi.org/10.3847/0004-6256/152/6/157
11. *Marr, John. (2015). Galaxy rotation curves with log-normal density distribution. Monthly Notices of the Royal Astronomical Society. 448. 10.1093/MNRAS/STV216.*
12. Pittordis, C., & Sutherland, W. (2023). Wide binaries as a critical test of classical gravity: confronting Gaia DR3 with MOND predictions. Monthly Notices of the Royal Astronomical Society, 519, 3937–3956.

© 2025 by the author(s). Distributed under a Creative Commons CC BY license.

Preprints.org (www.preprints.org) | NOT PEER-REVIEWED | Posted: 20 October 2025 doi:10.20944/preprints202510.1475.v1

13. *M López-Corredoira, J E Betancort-Rijo, R Scarpa, Ž Chrobáková, Virial theorem in clusters of galaxies with MOND, Monthly Notices of the Royal Astronomical Society, Volume 517, Issue 4, December 2022, Pages 5734–5743, https://doi.org/10.1093/mnras/stac3117*
14. *José Gabriel Ramírez Escalona. (2024). Is the Special Relativity Compatible With Einstein's Static Universe?Proposal for New "Generic" Transformations. The Twin Paradox. Qeios. doi:10.32388/J4VUZR.*
15. Ramírez, J. G. (2025). Cosmology in Five Dimensions: A 3-Sphere Universe Without Dark Matter or Dark Energy and Its Astrophysical Applications. Preprints. https://doi.org/10.20944/preprints202507.0648.v1.

Disclaimer/Publisher's Note: The statements, opinions and data contained in all publications are solely those of the individual author(s) and contributor(s) and not of MDPI and/or the editor(s). MDPI and/or the editor(s) disclaim responsibility for any injury to people or property resulting from any ideas, methods, instructions or products referred to in the content.

© 2025 by the author(s). Distributed under a Creative Commons CC BY license.