

Article

Not peer-reviewed version

Polyacetylene Prepared by Chemical Dehydration of Poly(vinyl Alcohol)

[Gianfranco Carotenuto](#)^{*} and [Luigi Nicolais](#)

Posted Date: 27 August 2024

doi: 10.20944/preprints202405.0119.v7

Keywords: Polyacetylene; Polyenes; Polyvinylenes; Polyvinylalcohol; Chemical-dehydration; Fuming sulfuric acid; Infrared spectroscopy; Optical spectroscopy; Isomerization; Thermal analysis (DSC); XRD



Preprints.org is a free multidiscipline platform providing preprint service that is dedicated to making early versions of research outputs permanently available and citable. Preprints posted at Preprints.org appear in Web of Science, Crossref, Google Scholar, Scilit, Europe PMC.

Copyright: This is an open access article distributed under the Creative Commons Attribution License which permits unrestricted use, distribution, and reproduction in any medium, provided the original work is properly cited.

Article

Polyacetylene Prepared by Chemical Dehydration of Poly(vinyl alcohol)

G. Carotenuto ^{1,*} and L. Nicolais ²

¹ Institute for Polymers, Composites and Biomaterials (IPCB-CNR), National Research Council. Piazzale E. Fermi, 1 - 80055 Portici (NA), Italy.

² Engineering Faculty, University of Naples "Federico II". Corso Nicolangelo Protopisani, 50 - 80146 Naples, Italy.

* Correspondence: gianfr.carotenuto@virgilio.it

Abstract. Recently, polyacetylene (PA) is receiving a renewed scientific attention due to its electrical properties potentially useful for energy applications (e.g., fabrication of electrodes for rechargeable batteries and supercapacitors) and unique functional characteristics (e.g., gas trap, oxygen scavenger, EMI-shielding, etc.). This chemical compound can be obtained in form of a polyacetylene-PVOH copolymers simply by chemical dehydration of poly(vinyl alcohol) (PVOH), which is a very common type of polymer, widely used in packaging and other technological areas. This very inexpensive chemical reaction for the large-scale synthesis of PA/polyvinylenes has been investigated by reacting PVOH with fuming sulfuric acid at room temperature. In this process, PVOH, shaped in form of film, is dipped in fuming sulfuric acid (i.e., H₂SO₄ at 95-97%) and, after complete chemical-dehydration, it has been mechanically removed from the liquid phase by using a nylon sieve. The reduction process leads to a substantial PVOH film conversion to PA as it has been proved by infrared spectroscopy (ATR-mode). Indeed, the ATR spectrum of the reaction product included all characteristic absorption bands of PA. The reaction product has been also characterized by UV-Vis spectroscopy in order to evidence the presence in the structure of conjugated carbon-carbon double bonds of various lengths. Differential scanning calorimetry (DSC) and thermogravimetric analysis have been used respectively to investigate the PA solid-state cis-trans isomerization and thermal stability in air and nitrogen, respectively.

Keywords: polyacetylene; polyenes; polyvinylenes; polyvinylalcohol; chemical-dehydration; fuming sulfuric acid; infrared spectroscopy; optical spectroscopy; isomerization; thermal analysis (DSC; TGA)

1. Introduction

Among the electrically-conductive organic materials, polyacetylene (i.e., $-\text{[CH=CH]}_n-$) has been the first intrinsically conductive polymer to be developed. Initially, only the cis- and trans-isomers with undoped conductivity values of respectively 10^{-11} and 10^{-6} ohm⁻¹·cm⁻¹ were studied. In the most famous synthesis scheme, polyacetylene (PA) has been obtained by Ziegler-Natta polymerization of acetylene [1]. In particular, a polymeric film resulted on the surface of the glass reactor by exposing the acetylene gas to a titanium salt catalyst. Subsequently, several complex chain and step polymerization methods for the high-regular PA synthesis have been developed (e.g., ring-opening metathesis polymerization from precursor, reverse Diels-Alder reaction processes, modified-Ziegler homogeneous, radiation polymerization) [1].

Polyacetylene (PA) has very attractive electrical and non-electrical properties, potentially useful for different technological applications. In particular, the good electrical conductivity of doped PA can be advantageously exploited in the field of energy for fabricating electrodes for rechargeable batteries, current collectors, supercapacitors, etc. [2,3]. The most important drawback for a PA technological exploitation is represented by the very poor processability of this polymer type, which follows to its complete insolubility in organic solvents and failure to give a molten phase by heating.

However, this problem could be overcome by generating PA by chemical transformation of an easily processable polymeric precursor. In this case, the polymeric precursor is first shaped in the required geometry (e.g., planar electrode) and then this piece is chemically converted to polyacetylene. With this purpose, there are a few little known approaches for the PA synthesis that use the conversion of a polymeric precursor to PA. These approaches are based on the dehydrohalogenation of polymers [4] and on the polyvinyl alcohol (PVOH) thermal dehydration [5–7]. The dehydrochlorination of poly(vinyl chloride) (PVC) by treatment with a very strong base (e.g., $t\text{-BuO}^-\text{K}^+$) in a polar medium has been the first example of PA synthesis based on reducing a plastic precursor, however this elimination reaction never reaches the completion and hence it is unsuitable for producing a highly electrically-conductive material. Differently, the PVOH thermal-dehydration used for PA films synthesis [5,6] has shown great technological potentialities because it leads to a high conversion yield. Before the discovery of the PA Ziegler-Natta synthesis, it was found that extended polyenic groups, $(-\text{CH}=\text{CH}-\text{CH}=\text{CH}-)_n$, at that time named: ‘polyvinylenes’, were generated in polyvinyl alcohol (PVOH) molecules simply by exposing the polymer to a very common chemical-dehydrating agent, known as fuming sulfuric acid (H_2SO_4) [8]. This chemical treatment leads to whole PA molecules by operating under H_2SO_4 refluxing conditions for a few days. A great potentiality of this very simple chemical approach is represented by the possibility to control the heterogeneous reaction conversion degree. For example, the process of solid PVOH reduction to PA can be ended at a desired conversion degree by slightly diluting the sulfuric acid or by acting at room temperature for different time periods. The whole PVOH conversion to PA can result only under very drastic dehydration conditions (i.e., hot/boiling fuming sulfuric acid), while polyene-PVOH copolymers (i.e., $(-\text{CH}=\text{CH}-)_{n-}(\text{CH}_2-\text{CH}(\text{OH}))_{m-}$, with $n>m$) are usually achieved by polymer dehydration treatments based on H_2SO_4 aqueous solutions. Thus, depending on the H_2SO_4 concentration and reaction temperature, different polyene/PVOH ratios are possible in the final linear macromolecular product. The physical properties (color, fluorescence, isomeric composition, etc.) of these polyene-PVOH copolymers significantly differ and consequently the obtained polymeric product is suitable for numerous technological applications (color filters, fluorescent plastics, molecular memories, etc.).

In particular, at quite high concentrations (‘fuming conditions’), sulfuric acid contains a small percentage of sulfuric anhydride (SO_3) and this *in situ* generated chemical species results in an extremely strong dehydrating agent. As well known, fuming sulfuric acid is capable to act on alcohols and polyols at 140–180°C for generating olefins and polyenes [9]; also carbohydrates are readily converted to carbon materials by dehydration with fuming sulfuric acid at room temperature [10]. Similarly, sulfuric acid can act on the hydroxyl groups present in the linear PVOH molecules for generating conjugated polyenic groups of different extensions in the molecular chain, up to the limit case of a whole PA molecule formation. In this case, an hydrocarbon (C_nH_n) is obtained instead of a carbon material because PVOH has a hydrogen content slightly higher than carbohydrates; indeed, one H_2O molecule per each carbon atom is contained in carbohydrates (the carbohydrate formula can be written as: $\text{C}_m(\text{H}_2\text{O})_n$, with $m=n$ or very close) and therefore pure elemental carbon results from their dehydration. Concerning the exact type of chemical species acting as dehydrating agent under such drastic reduction conditions (i.e., highly concentrated sulfuric acid), a compound named pyrosulfuric acid ($\text{H}_2\text{SO}_4 \cdot x\text{SO}_3$) and also known as disulfuric acid ($y\text{SO}_3 \cdot \text{H}_2\text{O}$) should be present. However, when PVOH dehydration takes place under milder conditions like, for example, by treatment with H_2SO_4 aqueous solutions (e.g., 50% by volume of H_2SO_4) at room temperature, sulfuric anhydride (SO_3) is not present and only protons/hydrogen ions (H^+ , H_3O^+) are involved in the dehydration process. Consequently, acid solutions lead to a mild PVOH reduction to polyene-PVOH copolymers and during this reaction also a chemical cross-linking process with condensed sulfate bridge formation could take place [11].

Here, the fabrication of small PA pieces by chemical dehydration of conveniently shaped PVOH films with H_2SO_4 at room temperature has been investigated. PVOH is a hydrophilic polymer, highly soluble in polar solvents like water and ethanol. A number of coating technologies (spray, solution casting, dip-coatings, spin-coatings, etc.) can be conveniently adopted for depositing thin PVOH layers on chemically-resistant hydrophilic substrates (e.g., glass, ceramics, polymers). Aqueous

PVOH solutions can be used also as an ink to achieve coating layers of complex geometry. The possibility to quantitatively convert these PVOH films to a PA layer by exposition to fuming sulfuric acid at room temperature allows to effectively overcoming the problem of the extremely poor PA workability. Many substrates are resistant to fuming sulfuric acid and therefore can be conveniently used for such a purpose. Such a process can be usefully exploited for the preparation of electrode materials, Lithium anode coatings and separators for supercapacitors and rechargeable batteries. In order to prove the formation of cis-PA isomer and to establish its amount, the dehydration product has been characterized by spectroscopic techniques (ATR and UV-Vis) and thermal analysis (DSC and TGA).

2. Experimental Part

2.1. Materials and Methods

Poly(vinyl alcohol) (PVOH) was provided by the Aldrich Chemistry. This chemical product was a semi-crystalline powder prepared by complete hydrolysis of the poly(vinyl acetate) (PVAc); indeed, the hydrolysis degree was superior to 99%. The PVOH molecular weight was $M_w=89,000-98,000$. Fuming sulfuric acid (H_2SO_4) was provided by J.T. Baker and had a sulfuric acid content of 95-97% by weight. Both reactants were used without further purification treatments.

PVOH was dispersed into fuming H_2SO_4 under stirring at room temperature. According to the white powder color change to reddish-brown/black solid mass, the dehydration reaction took place immediately. During the process, H_2SO_4 was largely absorbed by the PVOH grains and a PVOH/ H_2SO_4 gel resulted. The starting PVOH/ H_2SO_4 gel rapidly evolved in a new gel made of PVOH-PA copolymer and sulfuric acid and further H_2SO_4 was absorbed. When the dehydration process completed (full conversion of PVOH to PA), H_2SO_4 was stripped by addition of distilled water.

In order to easily isolate the product (reduced polymer), opportunely shaped, from the very aggressive (i.e., strong and hygroscopic acid) liquid medium at dehydration end, this heterogeneous reaction was preferentially performed by reacting PVOH in form of films. Indeed, in this case, the reduced PVOH film can be mechanically separated from the liquid phase for example by a plastic (nylon) sieve. In particular, PVOH films with the desired thickness (ca. 0.5mm) were prepared by solution-casting technique. The PVOH semi-crystalline powder was dissolved in hot distilled water (3g of PVOH in 30ml of H_2O at $70^\circ C$) and the obtained stable aqueous solution was cast into a Petri dish. After water evaporation, the achieved films were cut in small pieces and successively dried in oven under vacuum (3h at $60^\circ C$) in order to achieve a completely dried solid reactant. During the heterogeneous reaction (polymeric films dipped in H_2SO_4 without stirring), the formation of extended polyenic groups in PVOH caused a slow darkening of the initially transparent and colorless films (a copolymer: $-(CH=CH)_n-(CH_2-CH(OH))_m-$ with $n \gg m$ resulted). In particular, the films were swollen by sulfuric acid and became gradually reddish-brown and then reddish-black colored. Such darkening process can be attributed to the formation of chromophoric groups in the PVOH films with nonselective absorption in visible spectral region. These chromophores consisted of both conjugated carbon-carbon double bonds and some isolated olefinic groups in the macromolecular backbone. When the darkened residual films were removed from the reaction medium, they had a gelatinous consistency because of the swelling phenomenon due to the adsorbed sulfuric acid.

In a typical preparation, the film was reacted for one week at room temperature, the reduced solid material (swollen by H_2SO_4) was mechanically separated from the polyene/ H_2SO_4 liquid solution and, in order to eliminate residual sulfuric acid, it was repeatedly washed first by distilled water and then by ethanol in presence of ultrasounds. During the reduced film drying in air, a significant volume decrease occurred. Figure 1A shows a piece of dehydrated PVOH film after such washing/drying treatment. Overtime a little amount of sulfuric acid was segregated at surface of the solid phase probably because of a progressive H_2SO_4 release from the solid material. In addition to the solid-state PVOH dehydration, a small fraction of this polymeric reactant (probably, the PVOH low-molecular-weight fraction) dissolved in the viscous liquid (fuming H_2SO_4), thus leading to a

progressively increasing coloration of the liquid phase. Like the solid phase, the liquid medium coloration changed to reddish-brown and then to reddish-black for the presence of reduced oligomers dissolved in it (see Figure 1B). This remaining part of produced PA can be recovered from the reactive medium by precipitating the polymer with distilled water (with stripping of H_2SO_4 from it). In particular, the reactive medium was added dropwise to distilled water under magnetic stirring (typically, 80ml of liquid medium was dissolved in 300ml of distilled water) and a PA flocculation process followed. The flocculated PA was separated by vacuum filtration on a paper filter (Whatman 2 filter papers, hydrophilic membrane). In order to completely remove residual sulfuric acid from this product, it was washed repeatedly by distilled water and ethanol, then recovered from the filter by a spatula and dried in air.

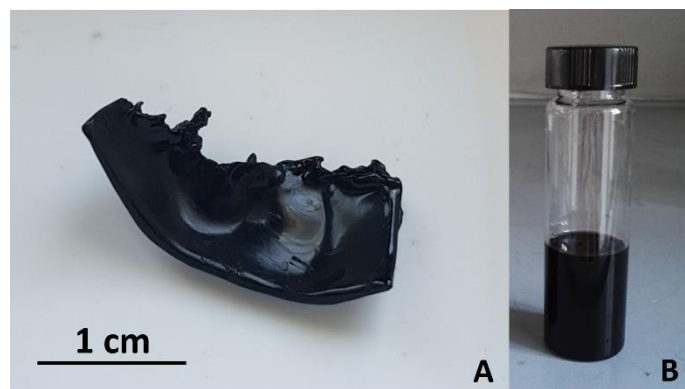


Figure 1. Piece of synthesized PA as isolated from the reaction medium (A) and fuming sulfuric acid containing the dehydrated PVOH oligomers (B).

2.2. Instrumentation

Infrared analysis of the PA samples (ATR-mode) was performed by using a Fourier-Transform Infrared Spectrometer (FT-IR) (PerkinElmer, Frontiers, with micro ATR). Absorption optical characterization has been performed by using a double-beam UV-Vis spectrophotometer (VWR, UV-6300PC, China). In particular, distilled water, pristine fuming H_2SO_4 and H_2SO_4 aqueous solution (50:50 by volume) were used as both solvents and reference systems for pristine PVOH, PA, and polyvinylene, respectively. Quartz cuvettes were used for optical tests. The solid-state cis-trans isomerization of PA samples was investigated by Differential Scanning Calorimetry (DSC, PerkinElmer, Discovery) and the PA thermal stability was investigated by Thermo-gravimetric Analysis (TGA) (Q500, TA Instruments). Electrical properties of the PA samples thin films (0.2 mm) were measured by using a LCR-meter (UT612, Uni-Trend, China). XRD characterization was performed by using an X'Pert-PRO powder diffractometer (PANalytical), with $\text{Cu K}\alpha_1$ radiation.

3. Results and Discussion

At beginning of the chemical dehydration process, the PVOH films resulted purple colored and also slightly fluorescent, with a white emission, when observed under the UV-light of a mercury-vapor lamp (TLC lamp, short-wave: 254nm) (see Figure 2A,B). Such visible coloration/fluorescence phenomenon, that reduced and then disappeared with progress of PVOH conversion to PA, has been already described in the literature for thermally-dehydrated PVOH films [12]. The visible coloration/fluorescence of partially reduced PVOH could be ascribed to the initial formation of short chains of conjugated carbon-carbon double bonds (i.e., dienes, trienes, etc.). The final polymeric sample was a rubbery black solid with a density higher than water (relative density: 1.2). The dry reaction product (deposited on a paper substrate) resulted electrically conductive and behaved like a highly resistive material (ca. 287 $\text{k}\Omega/\text{sq.}$ at 1kHz), as measured by a LCR-meter.




Figure 2. A drop of fuming sulfuric acid dyes of purple a PVOH film (A) and this colored spot results also fluorescent (white emitting) under UV-light (254nm) exposure (B).

Since the synthesized PA is insoluble in all types of organic solvents (e.g., chloroform, acetone, ethanol), its characterization was carried out at solid state. In particular, the degree of PVOH conversion to polyene molecules was established by ATR analysis of the solid reaction product. Spectroscopic analysis is very sensible to the presence of adsorbed water molecules, which produces a strong and broad signal at 3400 cm^{-1} (OH stretching vibration) and a medium-intensity signal at 1650 cm^{-1} (HOH bending vibration) [13] and these two bands could obscure important sample information within the mid-IR spectrum. Therefore, the reaction product was accurately dried before ATR-mode analysis by mildly heating the sample under vacuum first at $40\text{ }^{\circ}\text{C}$ for 8 h and then at $60\text{ }^{\circ}\text{C}$ for 3 h. The ATR spectrum of the pure dehydrated product is shown in Figure 3A. The incomplete reduction of the polyalcohol to an unsaturated hydrocarbon is readily noticed for the presence of residual hydroxyl groups (OH) absorption in the spectrum. Indeed, these groups produce the characteristic intense and broad absorption band due to the O-H stretching vibration, which is centred at 3398 cm^{-1} . Such absorption is accompanied by the small intensity absorption band due to C-O stretching vibration at 1041 cm^{-1} and a less intensive OH bending vibration band located at 1250 cm^{-1} . The small IR resonance appearing at 2934 cm^{-1} is generated mainly by the terminal methyl groups, that are present also in the PA molecules but also the stretching vibration of methylene/methine groups in residual PVOH may contribute. Such aliphatic groups also generate bending vibrations appearing at 1039 cm^{-1} . As for the case of -OH stretching, these signals have strongly reduced intensities compared to that in pristine PVOH spectrum (see spectral comparison in Figure 2B). However, the IR spectrum of reduction product also shows clear evidences of conjugated olefinic groups formation. Indeed, the IR spectrum of the dehydration product contains the four main characteristic absorption bands generated by conjugated olefinic groups: conjugated carbon-carbon double bond (C=C) stretching vibration, conjugated C-C single bond stretching vibration, in-plane =C-H olefinic (vinyl) =C-H bending vibrations, and out-of-plane olefinic =C-H bending vibrations [14–19]. In particular, the C=C stretching vibration band appears at a wavenumber of ca. 1632 cm^{-1} and it is characterized by medium intensity absorption. This band extends over a wide spectral region (from ca. 1602 cm^{-1} to ca. 1705 cm^{-1}) because the conjugation phenomenon variously extends in the linear polymer chains and even isolated C=C could be present in these molecules. In particular, the wavenumber of the carbon-carbon double bond absorption band decreases with the extent of conjugation since the bond order (i.e., force) reduces. On the other hand, owing to the same conjugation phenomenon, the C-C single bond stretching absorption appears at higher wavenumber (i.e., 1387 cm^{-1}), with an absorption band of quite high intensity. Very intensive absorption bands are also generated by the in-plane =C-H bending resonance, that is visible at 1192 cm^{-1} , and by the out-of-plane (oop) =C-H bending absorptions, that are located at 851 cm^{-1} for the cis-isomer and at 902 cm^{-1} for the trans-isomer. In particular, the comparison between the intensities of these =C-H oop bending vibration bands allows to easily distinguish the product between cis and trans isomers [17]. In the present case, both isomers seems to be contained in the dehydrated product; however, according to the band intensities, conformation mostly corresponded to the cis-type. The generated molecular structure should be largely consisting of cis-PA, also because cis-alkenes have a non symmetric structure, and therefore they are capable to absorb more strongly than trans-alkenes at

1632 cm^{-1} , as found for our sample. It must be pointed out that polyenes should show also vinyl =C-H bond stretching absorption, appearing at ca. 3080 cm^{-1} , but in our PA sample this band is probably obscured by the broader residual hydroxyls absorption centered at ca. 3000 cm^{-1} (stretching vibration). Yet carbon-carbon double bond (C=C) bending vibration is located outside the explored infrared spectral region (i.e., below 400 cm^{-1} [14]). Finally, comparison between the ATR spectra of pristine and dehydrated PVOH, shown in Figure 3B, clearly evidences as the most intensive absorptions bands of the two compounds do not correspond. The fuming sulfuric acid treatment has caused variations in the intensity and position of bands and the appearance of completely new absorptions corresponding mostly to that of a cis-rich PA sample.

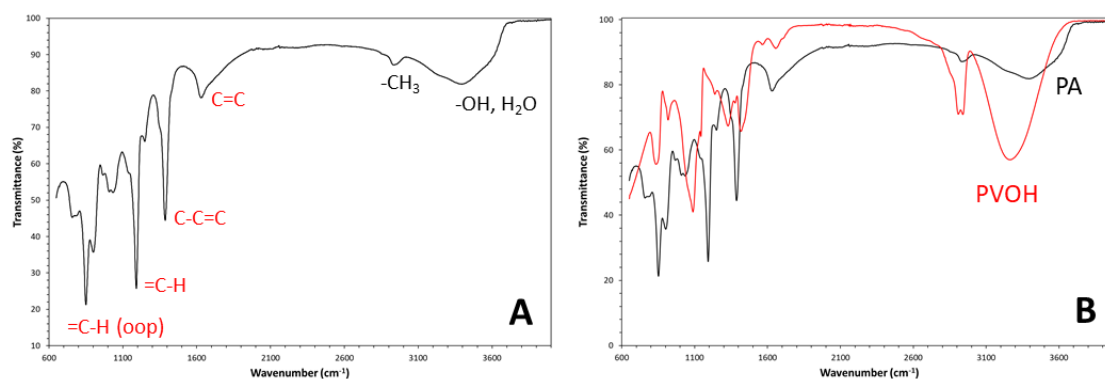


Figure 3. ATR spectrum of dehydrated PVOH film (A) and overlapping of PVOH and dehydrated-PVOH spectra (B).

Similarly, the process of PVOH dehydration caused a drastic change of the polymeric material optical properties. Indeed, the perfectly transparent and colorless PVOH film, whose optical absorption spectrum, measured on PVOH aqueous solution by a double-beam UV-Vis spectrophotometer, showed no absorption peaks above 400 nm (see the red-curve in Figure 4A). This type of spectrum indicates the absence of conjugated carbon-carbon double bonds as defects in the original polymeric sample. Differently, the spectrum of the dehydrated fraction recovered from the liquid phase showed a broad and strong absorption band in the visible spectral region, whose exact profile strictly depended on the dehydration extent. In particular, as visible in Figure 4A, this electronic absorption spectrum of PA was characterized by a wide absorption band, which extended over the 250-600 nm spectral range and was generated by the convolution of five main elementary absorptions with maxima located at 272, 324, 433, 489, and 589 nm, that are generated by $\pi \rightarrow \pi^*$ electronic transitions. These elementary bands correspond to the optical absorption of the generated linear polyenes, that are characterized by a variable number of conjugated carbon-carbon double bonds as predicted by the Fieser-Kuhn law [20]. In particular, the positioning of some bands up to a quite high wavelength value indicates the presence in the product of polyvinylene unities with very extended conjugation (higher than 14 carbon-carbon double bonds). The observed UV-Vis absorption bands corresponded exactly to the optical behavior usually ascribed to PA [21] (these spectra were obtained by using sulfuric acid as both dispersing medium for the PA molecules/nanoparticles and reference).

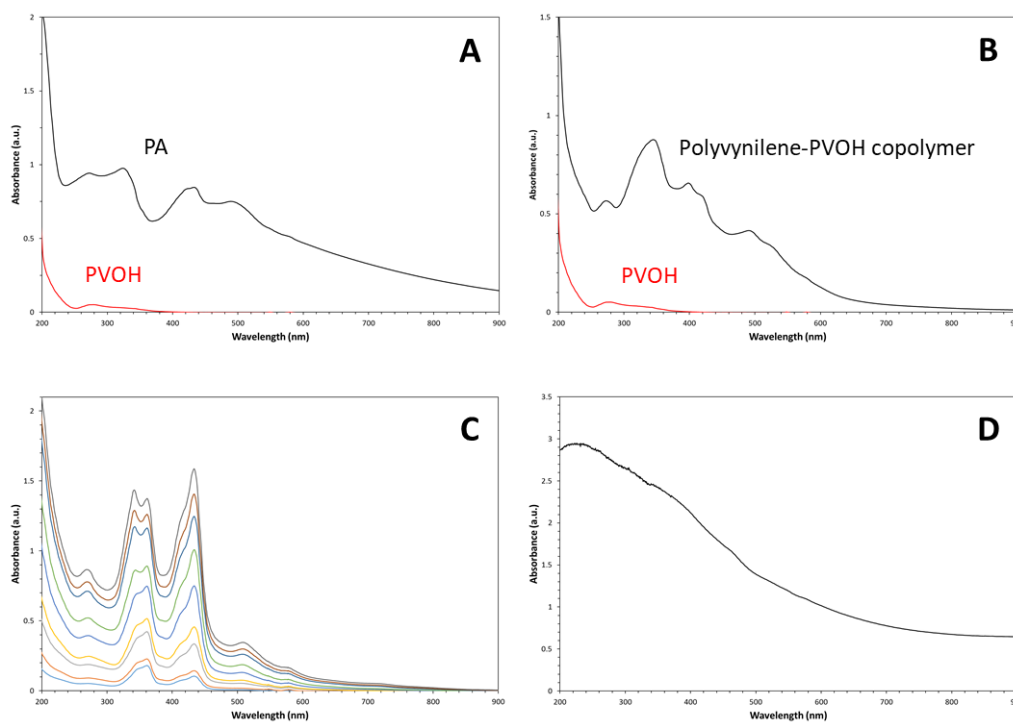


Figure 4. UV-Vis spectra of the starting PVOH film (H_2O was used as solvent/reference) and reaction product in liquid phase (H_2SO_4 was used as solvent/reference) (A); similar comparison between PVOH and polyene UV-Vis spectra (H_2SO_4 aqueous solution 50:50 by volume was used as solvent/reference) (B); temporal evolution of UV-Vis spectrum of the reactive liquid phase (spectra were recorded at time intervals of 15min, using H_2SO_4 as reference) (C); and UV-Vis spectrum of the solid phase (D).

Polyenes obtained by reacting PVOH with H_2SO_4 aqueous solutions (e.g., 50% by volume of H_2SO_4) show a quite similar UV-Vis spectrum (see Figure 4B). Owing to the different dehydration conditions, the absorption maxima are distributed differently. The temporal evolution of the liquid phase optical spectrum during the chemical dehydration reaction by fuming H_2SO_4 at room temperature is shown in Figure 4C; these spectra have been acquired at time intervals of 15 min. According to the distribution of peak intensities in the spectra shown in Figure 4 A-C, highly conjugated carbon-carbon double bonds are much more abundant in PVOH films treated by fuming H_2SO_4 respect to the case of dehydration by concentrated H_2SO_4 aqueous solution (50% by volume of H_2SO_4). The optical spectrum of the purified PA solid film is shown in Figure 4D. As visible, the absorbance spectrum showed a continuum absorption band, covering half of the visible spectral region and it was characterized by a barely visible fine structure.

Solutions of PVOH-PA copolymer in fuming H_2SO_4 optically behave according to the Fieser-Kuhn equation, written with numerical coefficients adequate for this molecular structure. In particular, the mathematical expression capable to predict the spectral properties of the PVOH-PA copolymers assumes the following parabolic form [20]:

$$\lambda_{\max} = -1.7 \cdot n^2 + 48 \cdot n + 124 \quad (1)$$

where λ_{\max} is the wavelength of the electronic absorption band maximum and n is the number of conjugated carbon-carbon double bonds contained in the copolymer blocks. Indeed, the PVOH blocks present along the linear copolymer molecules do not contribute to the electronic spectrum, because they have only $n \rightarrow \sigma^*$ and $\sigma \rightarrow \sigma^*$ electronic transitions that fall outside the experimentally measured ultraviolet spectral region (i.e., below 190 nm). Only the various polyene families in the copolymer chains, that are characterized by different lengths, may contribute to the optical spectrum. In particular, the above mathematical law predicts an increase of the wavelengths of absorption maxima of polyene bands up to 14 conjugated carbon-carbon double bonds and then a decrease of the absorption band maximum wavelength. In particular, with increasing of polyene block extension

(n) from one to 14, the band moves from the ultraviolet spectral region (UV-A) to the middle of the visible spectral region, while it comes back to the blue region and then to the ultraviolet spectral region with further increase of the polyene block extension (i.e., $n > 14$). A graphical representation of the absorption band wavelength vs. the number of carbon-carbon double bonds present in each polyene unit is given in Figure 5.

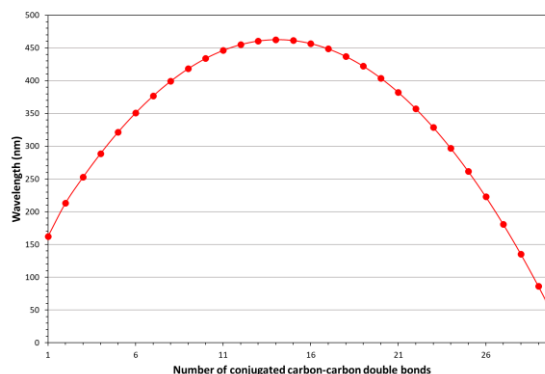


Figure 5. Behavior of the polyene block absorption wavelength (electronic band peak) with the number of carbon-carbon double bonds in the block.

The unique optical absorption feature of the prepared copolymer could allow to develop very useful optical devices like the optical limiters, attenuators, and high-pass filters (that is, optical media quite transparent in the NIR spectral region and fully opaque to the visible and ultraviolet electromagnetic radiations). The variable conjugation of the carbon-carbon double bonds generate multiple absorption bands (named 'elementary absorption bands') that are closely located to each other; indeed, these elementary bands are centered at wavelength values differing for only few nanometer tens. The high concentrations of different families of conjugated C=C in the solid copolymer cause elevated values of the optical extinction coefficients, which represent an essential characteristics for generating a saturation absorption band.

According to the differential scanning calorimetry (DSC) thermogram (1st run, 10 °C/min) shown in Figure 6, the obtained chemical product undergoes an exothermic thermal transition in the 100-150 °C temperature range. Such exothermic transition should correspond to a solid-state cis-trans isomerization [17], which consists in the conversion of the as synthesized cis-isomer to the more thermodynamically stable trans-isomer. However, this thermally-activated solid-state transition shows a complex behavior; indeed, the exothermic signal is superimposed to an endothermic signal. The phenomenon starts as an exothermic process (I step of thermal activation in the range 100-150 °C), but an endothermic signal (II step from 150 °C to ca. 220 °C) immediately follows. Such melting peak shows a complex profile constituted by the overlapping of three different endothermic signals that are probably produced by different phenomena like the evaporation of contaminants (sulfuric acid, water and other solvents trapped in the PA crystalline structure) and/or the thermal dehydration of residual PVOH blocks.

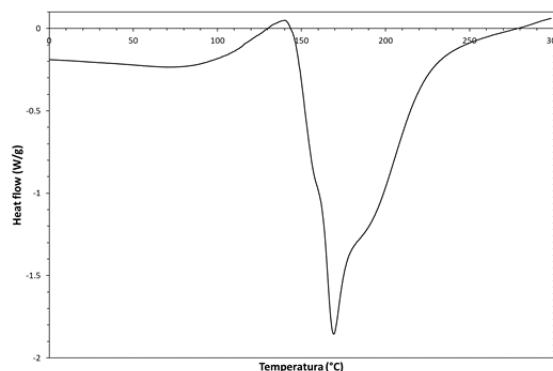


Figure 6. DSC-thermogram (1st heating run) showing the solid-state cis-trans isomerization of the synthesized PA.

Obviously, such thermal behavior is an irreversible phenomenon; indeed, as shown in Figure 7A,B, there are not signals in the subsequent DSC cooling/heating runs performed on the same DSC specimen (a thermal decomposition is visible in Figure 7B, at temperatures above 300 °C). Indeed, the generated trans-PA isomer can melt (and completely decompose) only above the investigated temperature range (i.e., at ca. 467 °C [22]). Owing to these unique thermal properties of the synthesized cis-PA, the material could be technologically exploited for developing new types of thermally activated molecular memories [23].

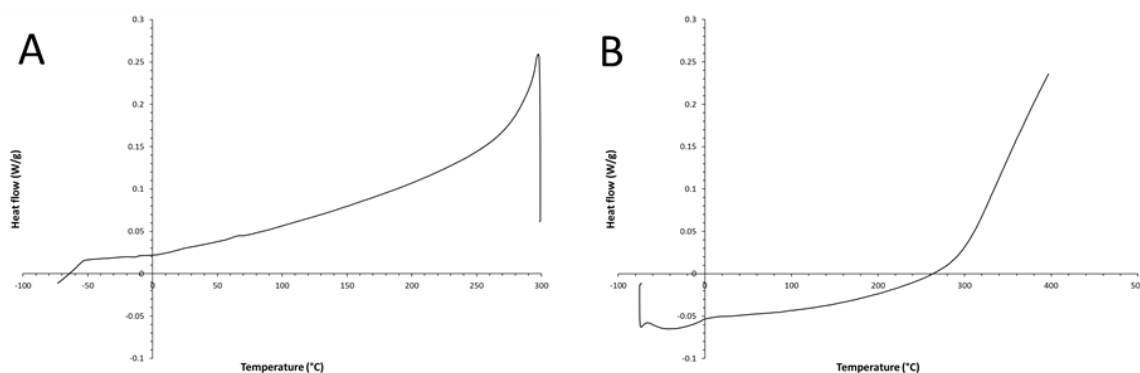


Figure 7. DSC thermograms (second and third runs): sample cooling thermogram from 300°C to -80 °C (10°C/min) (A) and sample heating thermogram from -80 °C to 400 °C (10 °C/min) (B).

The synthesized cis-PA was investigated also by thermogravimetric analysis (TGA), both in fluxing nitrogen and air atmospheres, in order to evaluate its thermal stability, possible solvent or reactants release, etc. As visible in Figure 8, TGA-thermograms in air and nitrogen showed a quite similar behaviour, which is substantially characterized by two weight-losses, occurring at quite different temperature values. The first weight-loss is centered at ca. 150 °C and it is probably caused by different phenomena like, for example, the thermal dehydration of residual PVOH blocks present in the copolymer chain, the elimination by evaporation of H₂SO₄ molecules trapped in the copolymer, etc. The second weight-loss is centered at ca. 450 °C and it could be related to molecular hydrogen elimination from the PA molecules [24]. Therefore, the mechanism of thermal decomposition should be the same, independently from the type of adopted atmosphere. The ratio between these two weight variations depends on the conversion degree of the chemical dehydration process, product purification level, etc. The residual weights in the two thermograms have different values (0.05 mg in air at 964 °C) and according to these values the synthesized PA sample was characterized by an exceptional thermal stability in nitrogen atmosphere. Indeed, 30-40% of the polymer endured the temperature of ca. 1000 °C under nitrogen (and up to ca. 500 °C in air). Such a behaviour could be explained on the basis of a 'quasi-carbon' nature of this type of polymer.

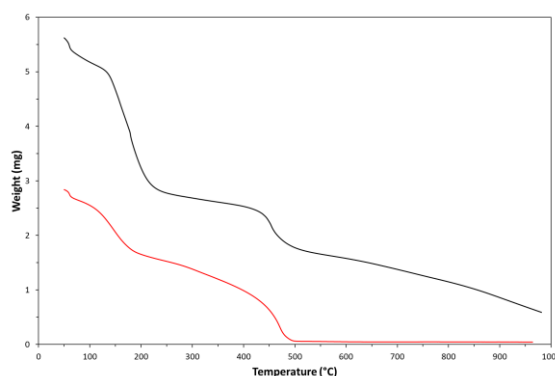


Figure 8. TGA thermogram of the synthesized cis-polyacetylene sample in fluxing air (red curve) and nitrogen (black curve).

Figure 9 shows the XRD analysis of PVOH before and after the dehydration process. As visible in Figure 9A, the XRD pattern of pure PVOH was characterized by two characteristic broad peaks at ca. 19.5° and 38.6° , due to the semi-crystalline nature of this polymer. The main peak corresponded to the PVOH (101) crystal plane. The crystalline nature of PVOH resulted from the strong intermolecular interaction between the PVOH chains through hydrogen bonding. According to the XRD diffractogram of the PA sample shown in Figure 1B, the achieved polymer is an amorphous solid completely free from any crystalline signals.

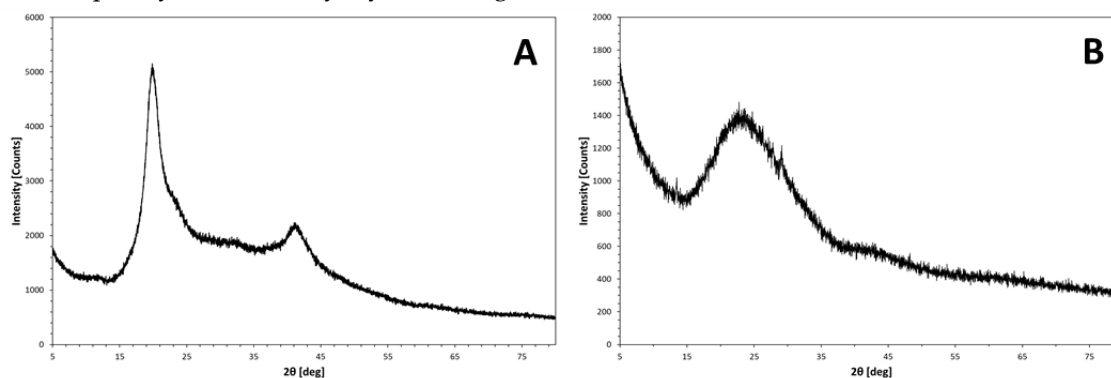


Figure 9. XRD of the starting PVOH (A) and PVOH dehydrated by fuming sulphuric acid (B).

4. Conclusion

Finally, a quantitative conversion of PVOH to PA has occurred during the chemical treatment of the polymeric precursor by fuming sulfuric acid at room temperature. The IR spectral assignments have shown as the chemically synthesized compound mostly corresponded to a cis-rich PA sample with a little amount of residual alcoholic blocks (PVOH) along the linear macromolecules. DSC has confirmed the conformational hypothesis based on the ATR data; indeed, the exothermic signal characteristic of the solid-state cis-trans isomerization appeared in the DSC thermogram and this transition extended over the 100-150 °C temperature range. The presence of residual sulfuric acid in the obtained dehydrated PVOH has been also hypothesized based on the weight loss observed in the TGA thermogram and the endothermic signal in the DSC thermogram. The UV-Vis investigation of the synthesized product has shown the presence conjugated carbon-carbon double bonds of different extension along the polymer chain. A good surface electrical conductivity, corresponding to ca. 287 kΩ/sq., has been measured for a thin layer of dehydrated PVOH deposited on paper substrate.

About the future perspectives of this study, PA has been considered potentially useful as polymer principally for its very good electrical conductivity after doping, that can be exploited in the energy field for fabricating electrodes for rechargeable batteries, supercapacitors, etc. PA films have been used also as coatings for anodes in Li-batteries in order to prevent dendrite formation, which may cause rechargeable battery explosion [25]. In addition, PA could be very useful also in other

technological fields for producing coatings, films or filaments to be used as electrical wires, sensors, electrical collectors, etc. Owing to the PA infusibility and insolubility in all organic solvents, the PVOH precursor polymer should be used to fabricate electrodes with the desired shape and then this component should be converted to the electrically conductive PA by the H_2SO_4 treatment. As described in the literature [26], PA can be produced also as nano-powder to make possible its processing in form of colloidal suspension. However, PA could have also a number of non-electrical applications [27–31], where it is used in form of powder or granular material. For example, owing to the presence of a very large number of carbon-carbon double bonds, PA can be exploited for EMI shielding, gas-trap, antioxidant, oxygen scavenger, adsorbent for organic substances, hydrogen storage medium (in a transition-metal decorated form), etc. The here described very simple chemical reaction scheme allows to produce high quality cis-PA films or powders to be used for both electrical and non-electrical applications. In addition, this approach could be used also for reusing a PVOH plastic waste; indeed, PVOH is an appealing target for recycling because it is a high-production-volume polymer.

Acknowledgments: The authors are grateful to Maria Rosaria Marcedula of IPCB-CNR for the technical support and useful discussion.

References

1. Olabisi, Olagoke, and Kolapo, Adewale, eds. Handbook of thermoplastics. CRC press, 2016. Cap. 20 ('Conductive thermoplastics' by Louis M. Leung), II Edition.
2. G.C. Farrington, R. Huq, "Polyacetylene electrodes for non-aqueous lithium batteries", *Journal of Power Sources* **14(1-3)**(1985)3-9.
3. T. Nagatomo, C. Ichikawa, O. Omoto, "All-plastic batteries with polyacetylene electrodes", *J. Electrochem. Soc.* **134(2)**(1987)305-308.
4. S.E. Eusyukov, Yu P. Kudryavtsev, Yu V. Korshak, "Chemical dehydrohalogenation of halogen-containing polymers", *Russian Chemical Reviews* **60(4)**(1991)373-390.
5. I. Yu. Prosanov, N.F. Uvarov, "Electrical properties of dehydrated polyvinyl alcohol", *Physics of the Solid State* **54(2)**(2012)421-424.
6. I. Yu. Prosanov, A.A. Matvienko, "Study of PVA thermal destruction by means of IR and Raman spectroscopy", *Physics of the Solid State* **52(10)**(2010)2203-2206.
7. I. Yu. Prosanov, A.A. Matvienko, B.B. Bokhonov, "Influence of urea on polyvinyl alcohol molecular superstructure formation", *Physics of the Solid State* **53(6)**(2011)1302-1306.
8. S.B. Mainthia, P.L. Kronick, M.M. Labes, "Electrical measurements on polyvinylene and polyphenylene", *J. Chem. Phys.* **37**(1962)2509-2510.
9. D.J. Ward, D.J. Saccomando, G. Walker, S.M. Mansell, "Sustainable routes to alkenes: applications of homogeneous catalysis to the dehydration of alcohols to alkenes", *Catal. Sci. Technol.* **13(9)**(2023)2638-2647.
10. D.A. Dolson, R. Battino, T.M. Letcher, K.H. Pegel, N. Revaprasadu, "Carbohydrate dehydration demonstration", *J. Chem. Edu.* **72(10)**(1995)927.
11. B.S. Minhas, D.G. Peiffer, J.L. Soto, D.L. Stern, "Process for the recovery of sulfuric acid using polymeric membranes, PTC patent, WO 2004/074811 A2 (2 September 2004).
12. K. Iwahana, P. Knoll, H. Kuzmany, M. Riegler, B. Hubmann, "Luminescence from trans-polyacetylene degraded by laser irradiation". In: Kuzmany; H., Mehring, M.; Roth, S. (eds.) *Electronic Properties of Polymers and Related Compounds*. Springer Series in Solid-State Sciences, Vol. 63, Springer, Berlin, Heidelberg (1985).
13. C. Hill, M. Altgen, P. Penttilä, L. Rautkari, "Review: interaction of water vapour with wood and other hygro-responsive materials", *J. Mater. Sci.* **59**(2024)7595-7635.
14. H. Shirakawa, S. Ikeda, "Infrared spectra of poly(acetylene)", *Polymer Journal* **2(2)**(1971)231-244.
15. F. Cataldo, "A spectroscopic study of polyacetylene prepared by using Rh(I) catalysts", *Polymer* **35(24)**(1994)5235-5240.
16. J.-Y. Kim, J.-T. Kim, M.-H. Kwon, D.-K. Han, S.-J. Kwon, "ATR-infrared spectroscopic study of n-doped polyacetylene films", *Macromolecular Research* **15(1)**(2007)5-9.

17. H.W. Gibson, S. Kaplan, R.A. Mosher, W.M. Prest, R.J. Weagley, "Isomerization of polyacetylene films of the Shirakawa type-spectroscopy and kinetics", *Journal of the American Chemical Society* **108(22)**(1986)6843-6851.
18. B. Alvarez, A. Sarmiento-Santos, E. Vera-Lopez, "Acetylene polymerization in plasma of direct current", *Journal of physics: Conference Series* **1386**(2019)012044.
19. Huan Li, G. Chen, P.N. Duchesne, P. Zhang, Y. Dai, H. Yang, B. Wu, S. Liu, C. Xu, N. Zheng, "A nanoparticulate polyacetylene-supported Pd(II) catalyst combining the advantages of homogeneous and heterogeneous catalysts", *Chinese Journal of Catalysis* **36**(2015)1560-1572.
20. D.C. Nandgaye, A.N. Daf, U.B. Lade, D.W. Moharkar, "Woodward Fisher regulation for calculating absorption maxima", *International Journal of Pharmaceutical and Bio-Medical Science* **3(7)**(2023)340-344.
21. W. Zhao, Y. Yamamoto, S. Seki, S. Tagawa, "Formation of conjugated double bonds in poly(vinyl alcohol) film under irradiation with γ -rays at elevated temperature", *Chemistry Letters* (1997)183184.
22. F.D. Kleist, N.R. Byrd, "Preparation and properties of polyacetylene", *J. Polym. Sci.: Part A-1* **7**(1969)3419-3425.
23. H.-J. Yen, C. Sham, L. Wang, P. Xu, M. Zhou, H.-L. Wang, "Development of conjugated polymers for memory device applications", *Polymers* **9(1)**(2017)25.
24. T. Luo, X. Xu, M. Jiang, Y.-z. Lu, H. Meng, C.-x. Li, "Polyacetylene carbon materials: facile preparation using $AlCl_3$ catalyst and excellent electrochemical performance for supercapacitors", *RSC Adv.* **9**(2019)11986.
25. D.G. Belov, O.V. Yarmolenko, A. Peng, O.N. Efimov, "Lithium surface protection by polyacetylene in situ polymerization", *Synthetic Metals* **156**(2006)745-751.
26. V.M. Kobryanskii, "Nanopolyacetylene: optical properties and practical application", *Proceedings of SPIE, Volume 4277, Integrated Optics Devices V, Symposium on Integrated Optics, 2001, San Jose, CA, United States.*
27. H. Lee, W. Ih Choi, J. Jhm, "On hydrogen storage in metal-decorated trans-polyacetylene", *Journal of Alloys and Compounds* **446-447**(2007)373-375.
28. J. Liang, C. Song, J. Deng, "Optically active microspheres constructed by helical substituted polyacetylene and used for absorption of organic compounds in aqueous systems", *ACS Appl. Mater. Interfaces* **6(21)**(2014)19041-19049.
29. M. Chen, G. Hu, T. Shen, H. Zhang, J.Z. Sun, B.Z. Tang, "Applications of polyacetylene derivatives in gas and liquid separation", *Molecules* **28**(2023)2748.
30. H. Li, G. Chen, P.N. Duchesne, P. Zhang, Y. Dai, H. Yang, B. Wu, S. Liu, C. Xu, N. Zheng, "A nanoparticulate polyacetylene-supported Pd(II) catalyst combining the advantages of homogeneous and heterogeneous catalysts", *Chinese Journal of Catalysis* **36**(2015)1560-1572.
31. A. Sebastian, A. Raghavan, "Advanced polymer composite with graphene content for EMI shielding", *International Research Journal on Advanced Engineering Hub* **2(5)**(2024)1334-1340.

Disclaimer/Publisher's Note: The statements, opinions and data contained in all publications are solely those of the individual author(s) and contributor(s) and not of MDPI and/or the editor(s). MDPI and/or the editor(s) disclaim responsibility for any injury to people or property resulting from any ideas, methods, instructions or products referred to in the content.