

Article

Not peer-reviewed version

Optimization of the Process of Producing Ceramic Granite From Mineral Raw Materials and Secondary Raw Material

[Assel Darkhan](#)*, [Abibulla Anarbayev](#), [Begen Yessimov](#), [Tatyana Vakalova](#), [Viktor Stanevich](#), [Alina Molodykh](#)

Posted Date: 3 July 2025

doi: 10.20944/preprints202507.0217.v1

Keywords: microsilica; ceramic granite; physical and mechanical properties; frost resistance; water absorption; wear resistance; shrinkage; ceramic tiles; bending strength



Preprints.org is a free multidisciplinary platform providing preprint service that is dedicated to making early versions of research outputs permanently available and citable. Preprints posted at Preprints.org appear in Web of Science, Crossref, Google Scholar, Scilit, Europe PMC.

Copyright: This open access article is published under a Creative Commons CC BY 4.0 license, which permit the free download, distribution, and reuse, provided that the author and preprint are cited in any reuse.

Disclaimer/Publisher's Note: The statements, opinions, and data contained in all publications are solely those of the individual author(s) and contributor(s) and not of MDPI and/or the editor(s). MDPI and/or the editor(s) disclaim responsibility for any injury to people or property resulting from any ideas, methods, instructions, or products referred to in the content.

Article

Optimization of the Process of Producing Ceramic Granite From Mineral Raw Materials and Secondary Raw Material

Assel Darkhan ^{1,*}, Abibulla Anarbayev ², Begen Yessimov ¹, Tatyana Vakalova ³, Viktor Stanevich ⁴ and Alina Molodykh ⁵

¹ Department of Silicate Technology and Metallurgy, M. Auezov South Kazakhstan University, Shymkent 160012, Kazakhstan

² Department of Technology of Inorganic and Petrochemical Production, M. Auezov South Kazakhstan University, Shymkent 160012, Kazakhstan

³ Tomsk Polytechnic University, Tomsk 364000, Russia

⁴ Toraighyrov University, Pavlodar 140008

⁵ Department of Silicate Technology and Metallurgy, M. Auezov South Kazakhstan University, Shymkent 160012, Kazakhstan

* Correspondence: assel04.94@mail.ru; Tel: +7-707-958-58-15

Abstract

The development of the ceramic industry requires the creation of new innovative products with improved properties. Given the growing demand for high-quality finishing materials and the limited availability of traditional raw materials, the search for more efficient technologies for porcelain stoneware production is a relevant challenge. The aim of this study was to develop porcelain stoneware with enhanced performance characteristics. The research presents the results of a study aimed at improving the production technology of porcelain stoneware in Kazakhstan using local raw materials and microsilica. The raw materials from the Turkestan region were examined for their suitability for porcelain stoneware production. The influence of technological parameters (firing temperature, particle size) on the properties of porcelain stoneware was studied. New ceramic compositions with various microsilica contents, a byproduct of silicon production, were investigated. Different compositions with varying raw material mixtures and microsilica content were prepared and fired at temperatures of 1100, 1150, and 1200°C. The optimization of process parameters for producing porcelain stoneware in different compositions showed the degree of yield dependence on firing temperature and time, as well as the effect of microsilica content. The temperature, time, and visually determined parameters at which different yield values were achieved were highlighted in different colors. The results showed that changes in the mixture composition and sintering temperature affect the quality of ceramic tiles. The final experimental conclusions demonstrated that the production of ceramic tiles containing up to 3% microsilica at a firing temperature of 1200°C, with improved engineering characteristics that meet the minimum ISO-13006 standards, is quite feasible. The addition of microsilica increases the flexural strength of porcelain stoneware to 41 MPa (exceeding the standard), reduces water absorption to 0.023%, increases frost resistance to 107 cycles, and also enhances shrinkage. These findings open new prospects for the development of the domestic ceramic industry, the expansion of the product range, and the resolution of environmental issues.

Keywords: microsilica; ceramic granite; physical and mechanical properties; frost resistance; water absorption; wear resistance; shrinkage; ceramic tiles; bending strength

1. Introduction

Obtaining high-quality and durable ceramic products - porcelain stoneware based on local natural mineral raw materials is an urgent task. The quality and durability of high-strength porcelain stoneware is characterized by increased compressive strength and frost resistance. Especially porcelain stoneware, consisting of quartz, feldspar and kaolin, has a unique combination of mechanical strength and chemical inertness. The microstructure of porcelain stoneware, characterized by large quartz grains, mullite crystals and an amorphous silicate phase, determines its unique properties.

Currently, there are several ceramic materials that meet the needs of interior wall and floor coverings: decorative stones, including granite, marble, slate and others [1]; quartz-resin composites, also called engineered or agglomerated stone [2,3]; ceramics, porcelain tile and porcelain stone [4,5]; hard surface composites based on aluminum trihydroxide [6,7]; concrete and wood [8]. These materials must meet several performance requirements, the most important of which are resistance to heat, stains, scratches and chips, as well as ease of maintenance [9]. All these requirements, combined with high durability and high aesthetic standards, are met in the most demanding applications - which, in addition to countertops, include suspended coverings, interior and exterior coverings, as well as various furniture elements - by means of rigid materials such as granite, engineered stone or porcelain stoneware [9,10].

The significant growth of the ceramic industry has led to a huge consumption of clay raw materials, which results in their overuse and harm to the environment. For example, the production of ceramic tiles requires a significant amount of fluxes, which is about 50-60% by weight. Therefore, it is important to recycle and reuse industrial by-products such as metakaolin, fly ash and silica, which have a good ratio of alumina to silica, making them suitable as raw materials for ceramic production. Therefore, the ceramic industry has a good opportunity to use industrial secondary raw material as an alternative raw material in a sustainable manner.

The production of porcelain stoneware consists of the following stages, usually using tunnel roller kilns, which have a pre-kiln zone, or drying, a heating zone, or preliminary heating, firing zones, rapid cooling, slow cooling and final cooling [11,12]. In some cases, during the firing and production of porcelain stoneware, a defect called a crater is formed.

According to [13], when raw materials are sintered in a furnace with the participation of a liquid phase, the carbonaceous material acts as a reducing agent at high temperatures. At a firing temperature of materials starting from 700°C, the formation of new crystalline phases consisting of SiO₂, silicates and complex aluminosilicates is observed. With an increase in temperature to 800 - 950°C, decomposition of carbonates and dolomite occurs with the release of carbon dioxide and thermal decomposition of sulfates and fluorides. Upon reaching a temperature of 1150-1200°C, a liquid phase is formed due to the presence of feldspars containing a large amount of alkali metals. Feldspars are fluxes, and the resulting liquid phase fills the pores, increasingly dissolving the oxides of clay minerals, leading to noticeable shrinkage and compaction of the mass.

In the earth's crust, the most common rock-forming silicate minerals are feldspars and kaolin - clay consisting mainly of the mineral kaolinite - Al₄[Si₄O₁₀](OH)₈ [12]. Among the most common minerals in nature is quartz, a rock-forming mineral of most igneous rocks [13].

There is natural mullite i.e. a mineral from the class of silicates in the form of mAl₂O₃·SiO₂. Mullite is formed by heating kaolinite to 950°C [14]. Mullite is the main component of synthetic porcelain stoneware. The iron content in the mineral – iron oxide of various modifications with other metal oxides – gives the porcelain stoneware a shade from pink to brown [15].

As a result of high-temperature firing, part of the quartz remains unchanged, and metakaolinite, formed during the dehydration of kaolinite, is transformed into mullite (3Al₂O₃·2SiO₂). At the same time, part of the quartz is preserved in the structure of the final product [16].

Kaolinite, as the main component of the raw mix, undergoes dehydration and subsequent condensation, forming mullite. The resulting mullite is the main component of porcelain stoneware. With an increase in temperature to 1200°C, other chemical transformations occur, leading to the

formation of new crystalline phases and determining the final composition of the ceramic product [17].

Due to the lack of aluminum oxide in the composition of the original material, unbound SiO_2 (amorphous) is formed during the heat treatment. For greater mullite formation, an additional amount of Al_2O_3 is added to the mixture. When fired in the temperature range of 25-1200°C, reactions of formation of $3\text{Al}_2\text{O}_3 \cdot 2\text{SiO}_2$ and other compounds occur. This reaction leads to the formation of mullite, which is a highly durable and hard mineral. Mullite gives porcelain stoneware its characteristic properties, such as increased strength, hardness, heat resistance and abrasion resistance [18-25].

Thus, from the above-mentioned known methods, natural minerals are mainly used, which contain carbon-containing minerals dolomite, quartz-resin composites, during the firing process, a defect is formed, the so-called black chips (cracks) or craters of which reduces the strength of porcelain stoneware and frost resistance. Such characteristics significantly affect the quality of porcelain stoneware. To eliminate such defects and improve the quality of porcelain stoneware, we offer the use of waste silicon production containing active silicon oxide, which leads to the formation of a durable solid-phase mineral mullite due to aluminum oxide and microsilicon-silicon oxide, allows the removal of carbon dioxide and eliminates the formation of defects, cracks and chips in porcelain stoneware.

At present, the production of porcelain stoneware using the active component of microsilica secondary raw material from silicon production and its effect on the physical and mechanical properties of porcelain stoneware have not been studied. Optimization of the process of obtaining porcelain stoneware from a mixture of raw materials using microsilica as a silicon-containing component allows us to determine the phase composition and microstructure of the material, increasing its strength and hardness. The results of the study demonstrate the innovativeness of the technology in comparison with the known method, the prospects and scientific interest of using micro-silica in the production of high-quality porcelain stoneware.

2. Materials and Methods

For the study, the powder mixtures were wet homogenized in a laboratory mill for 30 minutes to achieve a uniform particle distribution. The resulting suspension was dried in an oven at 90°C for 2 hours and then compacted into rectangular molds under a pressure of 5 MPa. The molded ceramic bodies measuring $8.5 \times 4.2 \times 1.6$ cm were further dried in an oven at 110°C for 48 hours.

The dried ceramic samples were sintered at 1100, 1150 and 1200°C with a temperature rise of 6°C/min for 45 minutes in a Carbolite tube furnace (MF03-3.13). The sintered samples were then cooled naturally to room temperature before evaluating their physical and mechanical properties.

The physical properties of the ceramic sample - water absorption, apparent porosity and bulk density of the samples were determined using standard methods according to ASTM-373-88. The samples were boiled in distilled water for 5 hours.

The mechanical properties of the specimen were studied and bending and compression tests were conducted according to ASTM-C67 guidelines. The flexural strength results were determined using the three-point testing method. The load was applied uniaxially to the specimens until failure. The loading rate in the dynamic bending test varied from 0.001 MPa/s to 1 MPa/s (Hettich et al., 2017) using a universal strength tester. The flexural strength gauge readings were recorded in MPa.

In the process of porcelain stoneware production, the components mixed according to the recipe are pressed in hydraulic presses under high pressure, followed by firing in roller kilns. The firing stage is the final one in the technological cycle of porcelain stoneware production. Due to the higher degree of homogeneity in chemical and mineralogical composition (compared to natural granite) and a special firing technology, the obtained material has water absorption of less than 0.5% and a bending strength of at least 35 N/mm² according to EN 14411-2009. One of the fundamental operations in the technological process of granite production is firing. During firing, a ceramic material is obtained, and the raw materials included in the mass are transformed into new crystalline

and amorphous phases, giving it the required properties: mechanical strength and hardness; low porosity and water absorption; chemical resistance. Firing consists of heating – transferring energy to the product in the furnace for some time with a certain intensity – so that controlled physical and chemical properties of the material can occur. The composition of the raw material mass was studied using a JSM-6490LV scanning electron microscope equipped with an INCA Energy-350 energy-dispersive microanalysis system and an HKL Basic polycrystalline sample structure and texture analysis system. Physicochemical analysis methods were also used to analyze the samples: X-ray phase analysis (XPA) on a DRON-3 device.

Ceramic mass for the production of porcelain stoneware, containing a clay component, kaolin, feldspar and a silicon-containing component, contains kaolin and white-burning clays as the clay component, and microsilica as the silicon-containing component in the following ratio of components, wt. %: kaolin clay 32-34, kaolin 24-26, feldspar 23-25, white-burning clay 5-17, microsilica 2-5 [26,27].

Particular attention was paid to the influence of flux – feldspar and microsilica secondary raw material of «Tau-ken temir» LLP – on sintering and phase formation, as well as identifying the dependence of the course of reactions during firing on the fractional composition of the materials of porcelain stoneware masses. The chemical composition of the raw mixture for the synthesis of porcelain stoneware is given in Table 1.

Table 1. Component compositions of porcelain masses for the synthesis of porcelain stoneware.

Raw materials (deposit)	Experimental compositions, in wt. %				
	M1	M2	M3	M4	M5
Feldspars (Vishnevogorskoye)	33	33	33	33	33
Clay NK-5 (Novoorskoye)	24	24	24	24	24
Clays B-1 (Berezovskoye)	16	16	16	16	16
Kaolins (Soyuznoye)	25	25	25	25	25
Quartz sands (Akzharskoye)	2	-	-	-	-
Quartzites (Grunchbulakskoye)	-	2	-	-	-
Opokas (gaizes) (Turkestanskoye)	-	-	2	-	-
Marshallites (Mansurata)	-	-	-	2	-
Microsilica «Tau - ken temir» LLP	-	-	-	-	2
Sum	100	100	100	100	100

From the data in Table 1 it is evident that the main substances of the components used are feldspar, clay, quartzite, opoka (gaize) and microsilica. Active silicon oxide containing in microsilica with aluminum oxide during firing forms the mineral mullite, which gives strength and improves the quality of porcelain stoneware.

All raw materials were separately ground in a laboratory ball mill using the dry method for 16 hours, after which they were passed until completely passing through one of the control sieves No. 0.224; 0.125; 0.08; 0.063; 0.04. To prepare the masses, the raw materials were dosed using technical scales T-200. Various compositions of ceramic masses were tested. 4 samples consisting of feldspar, kaolin and clays using microsilica.

To determine the properties of the finished materials, samples measuring 60×30×5 mm were used. The samples were prepared by semi-dry pressing of powders with a moisture content of 8-11%. To granulate the powder and distribute the moisture more evenly, the press powder was rubbed through a No. 1.0 sieve. The press powder was aged for 24 hours in a desiccator. The test samples were molded by semi-dry pressing on a laboratory hydraulic press with a pressing pressure of 400 MPa. Then the molded samples were dried in a drying cabinet at a temperature of 110°C. The samples were fired in a high-temperature electric furnace LHT 02/16 at a temperature of 1100-1300°C.

3. Results

Several raw material compositions of the ceramic granite mass were prepared for the study. The ceramic mass for the production of porcelain stoneware, containing a clay component, kaolin, feldspar and a silicon-containing component, contains kaolin and white-burning clay as a clay component, and contains microsilica [9] as a silicon-containing component. Table 2 shows the results of the physical and mechanical tests of the obtained tiles.

Table 2. Physical and mechanical properties of tiles.

Name of the indicator	Standardized indicator according to ST RK 1954-2017	Experimental compositions, in wt. %				
		M1	M2	M3	M4	M5
Bending strength, MPa (kgf/cm²), not less than	40 (400)	40	51	48	50	41
Water absorption, %, not more than	0,5	0,05	0,08	0,06	0,07	0,02
Frost resistance, cycles, not less than	100	101	100	105	101	107
Wear resistance (on quartz sand), g/cm², no more than	0,18	0,18	0,17	0,18	0,17	0,17
Thermal resistance, °C, not less than	125	125	125	125	125	125
Surface hardness on the Mohs scale, not less than	6	7	7	7	7	7

The high physical and mechanical properties of laboratory tile samples are due to the achievement of optimal indicators of the chemical and mineralogical composition and structure of the synthesized mass compositions (Figures 1–5, Tables 3–5).

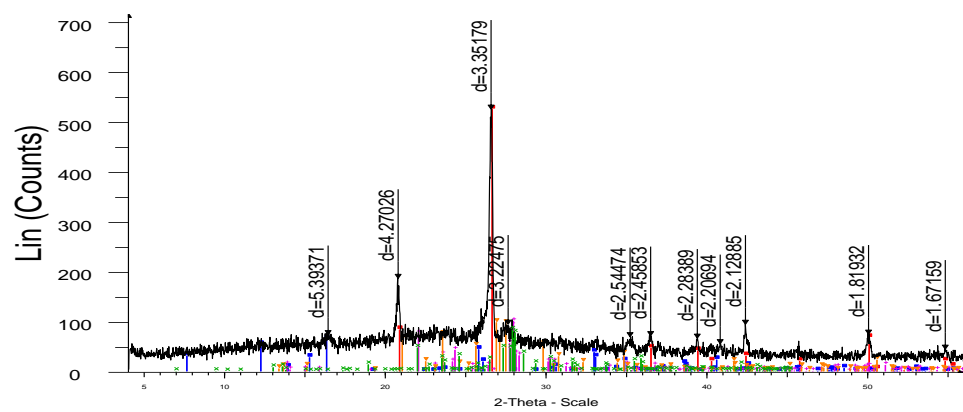


Figure 1. Diffractogram of sample M1.

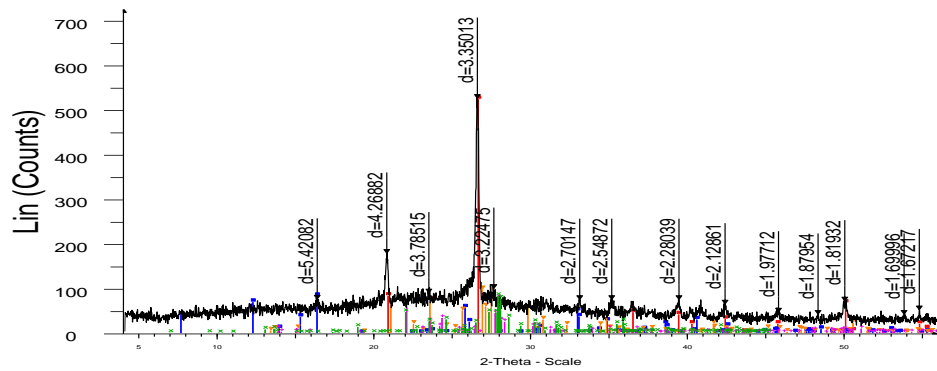


Figure 2. Diffractogram of sample M2.

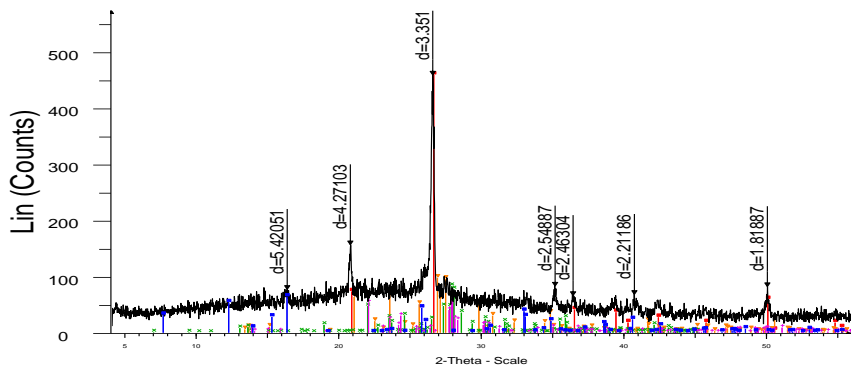


Figure 3. Diffractogram of sample M3.

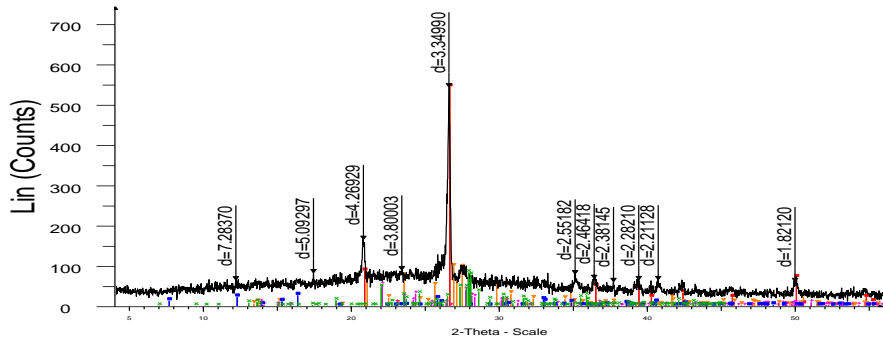


Figure 4. Diffractogram of sample M4.

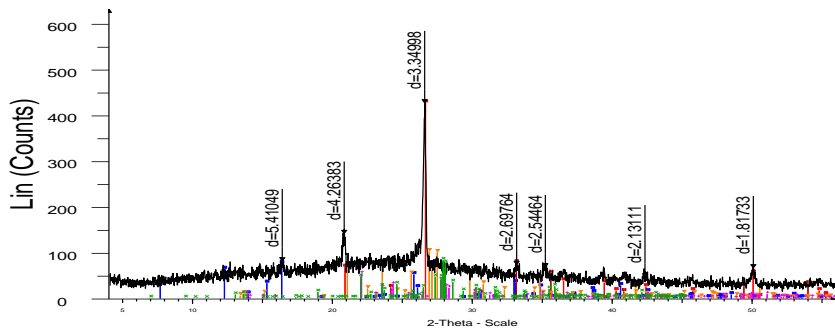


Figure 5. Diffractogram of sample M5.

Figures 1–5 show that the samples contain silicon oxide, mullite, and the minerals anorthite, albite, and hematite.

Thus, the study of the physical and mechanical properties and X-ray phase composition of the obtained samples made it possible to determine the formation and content of complex minerals and the main mineral mullite. The formation of a large amount of mullite leads to an increase in the main property i.e. the strength of porcelain stoneware. Low content of the mullite mineral or its absence significantly reduces the physical and mechanical properties of porcelain stoneware. For in-depth analysis, it is necessary to study the effect of the content of microsilica (additive SiO₂ active up to 4%) on the formation of mullite 3Al₂O₃×2SiO₂ and on the strength of porcelain stoneware.

Table 3-5 shows the contents of the above-mentioned minerals and the contents of the elements.

Table 3. Results of semi-quantitative X-ray phase analysis of crystalline phases.

Minerals	Experimental compositions, in wt. %				
	M1	M2	M3	M4	M5
Quartz	62,0	61,0	60,8	69,9	49,3
Mullite	12,7	16,1	14,2	5,7	14,6
Feldspars (Na(AlSi ₃ O ₈ - albite)	9,9	7,7	7,9	7,6	6,9
Potassium feldspars (KAlSi ₃ O ₈)	8,3	8,2	9,3	9,0	8,5
Feldspars (Ca(Al ₂ Si ₂ O ₈ - anorthite)	-	7,0	7,9	7,7	6,9

Table 4. Chemical composition of synthesized crocks (processing parameters: analysis of all elements performed (normalized)).

Specter	O	Na	Al	Si	K	Ca	Ti	Fe	Total
Sample M1	51,86	2,21	12,78	25,42	6,07	0,42	0,44	0,79	100,00
Sample M2	51,86	2,21	12,78	25,42	6,07	0,42	0,44	0,79	100,00
Sample M3	51,97	2,29	12,89	25,47	5,73	0,38	0,43	0,84	100,00
Sample M4	51,51	2,28	12,79	26,02	5,89	0,38	0,44	0,68	100,00
Sample M5	50,48	2,32	13,20	26,96	5,64	0,39	0,39	0,63	100,00

The chemical compositions of the synthesized porcelain stoneware samples, according to spectroscopy data, are presented in Table 5.

Table 5. Chemical composition of synthesized porcelain stoneware samples (processing parameters: Oxygen by stoichiometry (normalized)).

Specter	Na ₂ O	Al ₂ O ₃	SiO ₂	K ₂ O	CaO	TiO ₂	Fe ₂ O ₃	Total
Sample M1	3,25	25,18	60,86	7,85	0,69	0,92	1,26	100,00
Sample M2	3,17	26,11	59,99	8,13	0,66	0,82	1,12	100,00
Sample M3	3,28	26,34	60,12	7,68	0,60	0,79	1,20	100,00
Sample M4	3,25	25,90	60,70	7,80	0,59	0,80	0,96	100,00
Sample M5	3,24	26,16	61,22	7,26	0,58	0,69	0,85	100,00

Based on the data presented in Table 5, calculations were made of the molecular formulas of the porcelain stoneware samples, acidity coefficients and thermal coefficients of thermal expansion (TCTE) (Table 6).

Table 6. Main indicators of the chemical composition of the synthesized samples.

Compositions	Molecular formula	Acidity coefficient	TCTE, α·10 ⁻⁶ degree ⁻¹
M-1	1(RO+ R ₂ O)·1,776 R ₂ O ₃ ·6,919 RO ₂	1,09	6,23
M-2	1(RO+ R ₂ O)·1,811 R ₂ O ₃ ·6,760 RO ₂	1,05	6,30
M-3	1(RO+ R ₂ O)·1,8847 R ₂ O ₃ ·6,962 RO ₂	1,04	6,17
M-4	1(RO+ R ₂ O)·1,826 R ₂ O ₃ ·6,999 RO ₂	1,08	6,17

M-5	1(RO+ R ₂ O)·2,164 R ₂ O ₃ ·8,317 RO ₂	1,109	5,50
-----	--	-------	------

Molecular formulas, acidity coefficients and TCTE of the synthesized porcelain stoneware samples correspond to fine ceramic masses.

To study the effect of microsilica content on the production of porcelain stoneware, the raw material composition of the porcelain stoneware mass was prepared and presented in Table 7.

Table 7. Raw material composition of porcelain stoneware.

Component	Content wt. %			
	No.0	No.1	No.2	No.3
Clays B-1	16	16	16	16
Clays NK-5	24	24	24	24
Feldspars	33	33	33	33
Kaolins	26	25	24	23
Microsilica	1	2	3	4
Total, %	100	100	100	100

From the data in Table 7, it can be observed that the main components of the raw mixes are feldspar, kaolin, and clay, with microsilica ranging from 1 to 4%. This variation aims to assess its effect on the bending strength of the final porcelain stoneware.

In order to optimize the composition of the porcelain stoneware mass using microsilica, the effect of different ratios of the components of the raw mix on the properties of the obtained samples was studied. We preliminarily studied the elemental composition (table 8) and the structure of microsilica (Figure 6).

Table 8. Elemental composition of microsilica.

Elemental composition of microsilica, %								Total
O	Na	Mg	Al	Si	K	Ca	Fe	
58,10	0,57	0,22	1,21	38,09	0,31	0,75	0,75	100


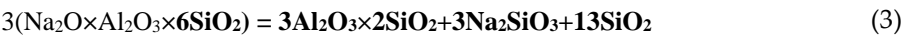
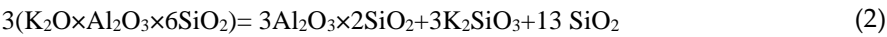
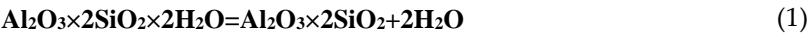


Figure 6. Structure and microanalysis of microsilica according to SEM data.

From the data in Table 8 and Figure 6 it is clear that microsilica contains mainly silicon, aluminum, sodium, calcium and iron.

The firing process of the porcelain stoneware mass is carried out with an increase in temperature to 1200°C for 60-90 minutes. The following reactions occur:





In the temperature range of 25-300°C reactions 2,3,5 occur with the formation of $3\text{Al}_2\text{O}_3 \cdot 2\text{SiO}_2$, K_2SiO_3 , Na_2SiO_3 , SiO_2 . Moreover, in all reactions the primary mullite mineral is formed - $3\text{Al}_2\text{O}_3 \cdot 2\text{SiO}_2$. Reaction 6 possibly occurs by the interaction of the mineral $\text{Al}_2\text{O}_3 \cdot 2\text{SiO}_2$ formed in the first reaction (1) with alumina (Al_2O_3) contained in the microsilica in the composition with the formation of secondary mullite - $3\text{Al}_2\text{O}_3 \cdot 2\text{SiO}_2$. A further increase in temperature to 1200°C possibly leads to the melting of low-melting minerals. Thus, during firing, reaction (1-6) can occur with the formation of primary and secondary mullite- $3\text{Al}_2\text{O}_3 \cdot 2\text{SiO}_2$, as well as low-melting silicates Na_2SiO_3 , K_2SiO_3 and SiO_2 .

To produce porcelain stoneware by pressing from semi-dry powders, the slip technology of mass preparation was used. Pre-dried components were selected in percentage ratio and ground in a laboratory ball mill. The resulting mass - slip - consisted of particles of a fairly small and homogeneous fraction. The finished slip was dried and ground to a powder state and water was added to it 5-6% of the weight of the ground powder for subsequent molding, the samples were dried in a drying cabinet at a temperature of 110°C and fired in a high-temperature electric furnace LHT 02/16 at a temperature of 1100-1300°C [28-32].

Optimization of the process parameters for obtaining porcelain stoneware in various mixture compositions was carried out using the Statistika-10 programs, and graphs of the dependence of the porcelain stoneware yield on the firing temperature were constructed. Figure 7 (a) and (b) show three-dimensional images of the surface of the function of the degree of porcelain stoneware yield on the firing temperature and time from the change in the mass of microsilica. The temperature and time of visual determination of the parameters at which different values of the mass yield are achieved are shown in different colors.

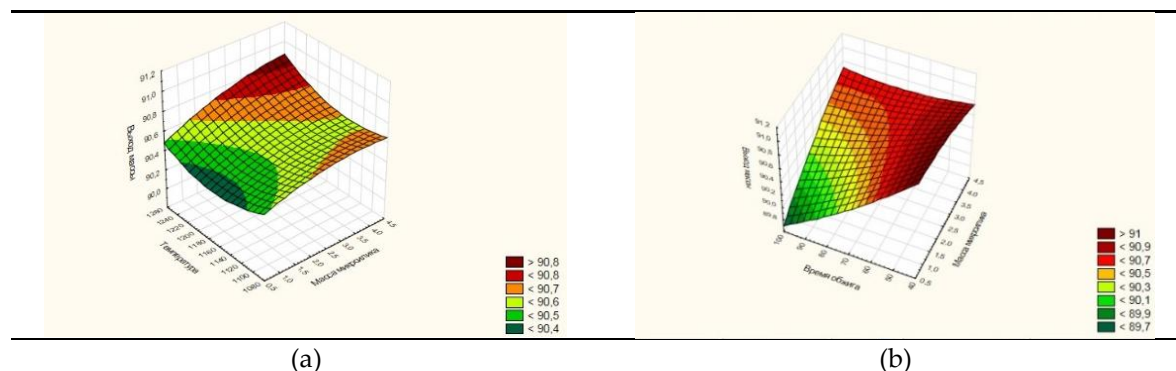


Figure 7. Three-dimensional image of the surface function of the degree of yield of porcelain stoneware from the firing temperature (a) and time (b) from the change in the mass of microsilica.

From Figure 7 (a) it can be seen that the three-dimensional surface of the graph (indicated by the red stripe) contains the highest degrees of mass yield of porcelain stoneware, more than 91.0%. The highest degree of mass yield is observed at a temperature of 1240°C (a) and a process duration of 60 minutes, where the degree of conversion reaches 91.0%.

X-ray phase analysis of the finished samples, carried out on the X-ray diffractometer DRON-3 are shown in Figure 7. The study of the obtained sample by the X-ray phase analysis method shows that in the X-ray diffraction pattern (Figure 3) of the synthesized porcelain stoneware, the intensity ($d/n = 5.41049, 3.34996 \text{ \AA}^\circ$) corresponds to mullite ($3\text{Al}_2\text{O}_3 \cdot 2\text{SiO}_2$) and the intensity ($d/n = 4.26383; 3.34998; 2.13111; 1.81733 \text{ \AA}^\circ$) to quartz (SiO_2).

As a result of the studies of physical and chemical processes accompanied by the formation of new mineral and liquid phases, the possibility of using microsilica as a silicon-containing raw material was found. The samples have (Figure 8) a fairly dense structure.

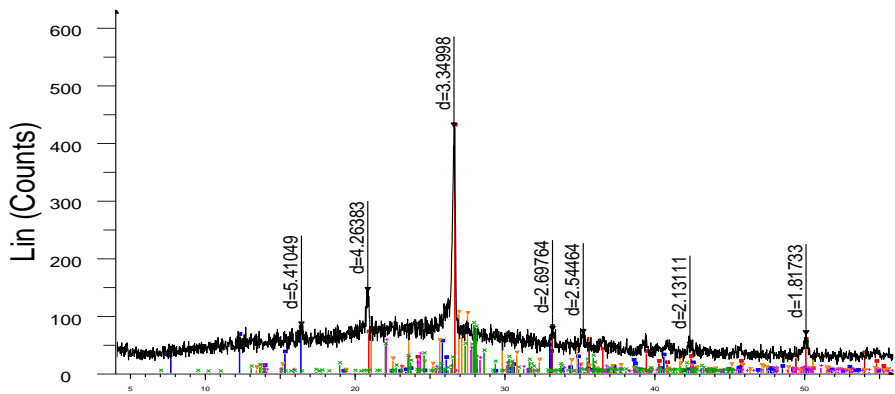


Figure 8. X-ray of porcelain stoneware obtained on the basis of microsilica (sample M-1).

From Figure 9, the microstructural analysis of the porcelain stoneware showed the presence of clearly distinguishable feldspar relics consisting of glass phase and mullite. Sample (a) has a more porous structure, sample (b) has a denser structure due to the content of more mullite crystals and glass phase. Quartz grains are surrounded by rims of high-silica glass and pores of various shapes and sizes. Mullite areas corresponding to the original feldspar particles and incompletely decomposed arrays of clay substances are clearly identified [33].




Figure 9. Microstructure of porcelain stoneware obtained on the basis of microsilica. a- with the addition of 1% microsilica, b- with the addition of 2% microsilica.

The developed composition of the porcelain stoneware mass, obtained by analyzing the melting curves on the state diagrams, studying the physicochemical and structural transformations in multicomponent systems during firing and according to the results of technological experiments, is given in Table 9.

Table 9. Physical and mechanical properties of porcelain stoneware samples.

Indicators	Physical and mechanical properties of samples			
	M-0	M-1	M-2	M-3
Fire shrinkage, %	9,1	11,1	11,0	10,3
Mechanical strength (production), MPA	40,4	41,5	40,8	40,6
Water absorption, %	0,029	0,023	0,025	0,026
Frost resistance, <i>n</i> cycles not less than	104	107	106	105
Wear resistance, g/cm ³ , not more than	0,18	0,17	0,18	0,19

From the data in Table 9 it follows that samples obtained from different compositions of porcelain stoneware masses, sample M-1 has high indicators. Experimental data indicate that the addition of microsilica allows to increase the strength of porcelain stoneware in bending up to 41.5 MPa (above the standard), reduce water absorption to 0.023% and increase frost resistance to 107 cycles, as well as increase shrinkage of porcelain stoneware to 11.12%.

The use of microsilica as a silica component in the porcelain tile batch mixture gave a beneficial effect, increasing the physical and mechanical properties of the synthesized material.

Based on the obtained test data, the M-1 composition was selected as the optimal mass composition. It was found that adding microsilica as a silica component to the porcelain stoneware batch leads to a significant increase in the physical and mechanical properties of the final product. The formation of a finely dispersed microsilica structure helps improve the cohesion of the ceramic mass, which has a positive effect on the strength and durability of porcelain stoneware. The proposed approach opens up new possibilities for creating high-quality building materials based on industrial secondary raw material. Microstructure analysis showed the presence of clearly distinguishable feldspar relics consisting of glass phase and mullite. Quartz grains are surrounded by rims of high-silica glass and pores of various shapes and sizes. Microphotographs of the chip show a structural glassy matrix permeated with uniformly distributed submicroscopic mullite crystals. Mullite regions corresponding to the original feldspar particles and incompletely decomposed clay massifs are clearly identified.

4. Discussion

In this paper, the effect of microsilica additives on the phase composition and properties of porcelain stoneware was investigated. Microsilica, being an active siliceous additive, is introduced into the batch to improve the physical and mechanical properties of the final product.

Ceramic masses of various compositions were developed by varying the microsilica content at a fixed ratio of kaolin, feldspar and white-burning clay. The samples were fired at a temperature of 1200-1300°C. The phase composition and microstructure of the obtained materials were studied using X-ray diffractometry and scanning electron microscopy.

5. Conclusions

Optimization of the process parameters for obtaining porcelain stoneware in various mixture compositions showed the degree of porcelain stoneware yield depending on the firing temperature of 91.0% and time from the change in the mass of microsilica of 91.0%. It was found that the addition of microsilica allows increasing the strength of porcelain stoneware during bending to 41.5 MPa (above the standard), reducing water absorption to 0.023% and increasing frost resistance to 107 cycles, as well as increasing the shrinkage of porcelain stoneware to 11.12%.

The conducted studies have shown that the use of microsilica as a silicon-containing component allows for effective regulation of the phase composition and structure of porcelain stoneware, which in turn leads to an improvement in its performance characteristics. The results obtained expand the possibilities for creating new highly effective ceramic materials.

6. Patent

Darkhan Ä. Z., Yesimov B. O., Anarbayev A. A., Adyrbayev B. O., Zobnin N. N. *Ceramic composition for the production of porcelain stoneware // Invention patent Application No. 2023/0160.1 dated 06.03.2023.* «National Institute of Intellectual Property» RSE, Ministry of Justice of the Republic of Kazakhstan Astana, 57A Mangilik El Avenue. Tel./Tel.: +7 (7172) 62-15-15 E-mail: kazpatent@kazpatent.kz Website: www.qazpatent.kz.

Author Contributions: Conceptualization, A.D., A.A., B.Y., T.V., S.V.; Methodology, A.D., A.A.; Validation, A.A., B.Y.; Formal analysis, A.A.; Resources, A.D.; Data curation, A.D., A.A., B.Y., T.V., S.V., A.M.; Writing,

Writing-original draft, A.D.; Writing-review & editing, A.A., B.Y., S.V., A.D.; Visualization, A.D., A.A.; Supervision, A.A., B.Y., S.V.; Project administration, A.D., A.A., B.Y., A.M.; Funding acquisition, A.D., A.A.. All the authors have read and agree with the published version of the article.

Funding: This research was funded by the Science Committee of the Ministry of Education and Science of the Republic of Kazakhstan (Grant No. AP25793707 «Innovative technology for producing porcelain stoneware based on mineral raw materials and industrial waste»).

Data Availability Statement: The data used to support the findings of this study are included within the article

Acknowledgments: The authors express their gratitude to Tomsk Polytechnic University, Toraighyrov University and M. Auezov South Kazakhstan University for the opportunity to conduct research in their scientific laboratories.

Conflicts of Interest: The authors declare no conflicts of interest.

References

1. P.M. Amaral, J.C. Fernandes, V. Pires, L.G. Rosa, Ornamental stones, in: *Materials for Construction and Civil Engineering: Science, Processing, and Design*, 2015, pp. 397–445.
2. S. Suta, S. Wattanasiriwech, D. Wattanasiriwech, S. Duangphet, C. Thanomsilp, Preparation of engineered stones, *IOP Conference Series: Materials Science and Engineering*, Vol. 600, No. 1, 2019, p. 012009.
3. M. Bustillo Revuelta, Agglomerated Stone, in: *Construction Materials: Geology, Production and Applications*, 2021, pp. 91–102.
4. E. Sanchez, J. García-Ten, V. Sanz, A. Moreno, Porcelain tile: almost 30 years of steady scientific-technological evolution, *Ceramics International*, Vol. 36, No. 3, 2010, pp. 831–845.
5. M. Raimondo, M. Dondi, C. Zanelli, G. Guarini, A. Gozzi, F. Marani, L. Fossa, Processing and properties of large-sized ceramic slabs, *Boletín de la Sociedad Española de Cerámica y Vidrio*, Vol. 49, No. 4, 2010, pp. 289–296.
6. M. Vovk, O. Planinšek, I. German Ilić, M. Sernek, Characterization of industrial aluminum trihydrate-filled poly(methyl methacrylate) composite powder, *Journal of Adhesion Science and Technology*, Vol. 33, No. 23, 2019, pp. 2517–2534.
7. A.A. Seguin, K.L. Lizano, J.R. Sánchez, J.A. Sullcahuamán, Solid Surface Composite Materials Manufactured from Syrup of Polymethyl Methacrylate, Alumina Trihydrate and Natural Mineral Fillers, *Matéria (Rio de Janeiro)*, 2020, p. 25.
8. S. Gibson, Choosing kitchen countertops, *Fine Homebuilding*, 2002, pp. 44–51.
9. E. Cheever, *Kitchen & Bath Products and Materials: Cabinetry, Equipment, Surfaces*, John Wiley & Sons, 2014.
10. K.R. Parrott, J.O. Beamish, Kitchen and bathroom design, in: *Introduction to Housing*, Vol. 3, University of Georgia Press, 2018, pp. 43–63.
11. Bayandina E.V., Zykova U.A., Safonova T.V., Study of porcelain stoneware bodies by thermal analysis, *Bulletin of Irkutsk State Technical University*, 2011, No. 3(50), pp. 77–81.
12. Moshnyakova M.G., Orlova T.A., Study of the firing features of ceramic granite from an experimental mass with partial replacement of imported clays by domestic ones, *Proceedings of Universities. Investment. Construction. Real Estate*, 2017, Vol. 7, No. 3(22), pp. 95–106.
13. Vdovina E.V., Abdrakhimova E.S., Abdrakhimov V.Z., Determination of black core during firing of bricks from beidellite clay and combustion product of basalt batch, *Bashkir Chemical Journal*, 2007, Vol. 14, No. 2, pp. 102–104.
14. J.F. Shackelford, R.H. Poremus (Eds.), *Ceramic and Glass Materials: Structure, Properties and Processing*, Springer, New York, 2008. DOI: 10.1007/978-0-387-73362-3.
15. A.E. Dodd, *Dictionary of Ceramics*, Third edition revised and updated by D. Murfin, The Institute of Materials, 1994, 369 p.
16. Martín-Márquez J., Rincón J.M., Romero M., Mullite development on firing in porcelain stoneware bodies, *Journal of the European Ceramic Society*, Vol. 30, Issue 7, 2010, pp. 1599–1607.

17. Pavlov V.F., Physicochemical fundamentals of firing products from construction ceramics, Moscow: Stroyizdat, 1977, 240 p.
18. Romero M., Pérez J.M., Relation between the microstructure and technological properties of porcelain stoneware. A review, Eduardo Torroja Institute for Construction Sciences, IETcc-CSIC, Madrid, Spain, *Materiales de Construcción*, Vol. 65, Issue 320, October–December 2015, e065. DOI: 10.3989/mc.2015.05915.
19. Betekhtin A.G., Course of Mineralogy, Russia, 2008. ISBN: 978-5-98227-122-8.
20. Adyrbaev B.O., On the role of feldspars in the composition of porcelain stoneware bodies, *Scientific Works of M. Auezov South Kazakhstan State University*, 2017, No. 4(44), pp. 131–135.
21. Adyrbaev B.O., Darkhan A.Z., Yessimov B.O., Adyrbaeva T.A., Dubinina E.S., Synthesis of ceramic granite based on domestic feldspar raw materials, *Bulletin of the National Academy of Sciences of the Republic of Kazakhstan. Series of Geology and Technical Sciences*, 2024, No. 6, pp. 6–18.
22. Yessimov B.O., Adyrbayev B.O., Kalmat Zh.T., Aldaberganov S.K., Mineral-Primary Import Substitution in Ceramic Granite Production, V International Scientific-Practical Conference "Integration of the Scientific Community to the Global Challenges of Our Time", Tokyo, Japan, 2020, pp. 355–360.
23. Lewicka E., Wyszomirski P., Polish feldspar raw materials for the domestic ceramic tile industry – current state and prospects, *Materiały Ceramiczne*, 2010, No. 4(62), pp. 582–585.
24. Kulinich V.V., Sagunov V.G., Ushkenov B.S., Gulyaeva N.Ya., Beyseev O.B., Vedernikov N.N., Antonenko A.A., Bayakunova S.Ya., Deposits of mineral raw materials of Kazakhstan. Reference book. Vol. I, Almaty, 2000, 372 p.
25. Sanchez E., Porcelain tile microstructure: implications for polished tile properties, *Journal of the European Ceramic Society*, 2006, Vol. 26, pp. 2533–2540.
26. Nori A.D. Jr., Hotza D., Soler V.C., Vilches E.S., Influence of composition on mechanical behavior of porcelain tile. Part 1: Microstructural characterization and developed phases after firing, *Materials Science and Engineering: A*, 2010, Vol. 527, pp. 1730–1735. DOI: 10.1016/j.msea.2009.10.060.
27. Tereshchenko I.M., Pun'ko G.M., Serikova L.V., Optimization of porcelain granite compositions, *Glass and Ceramics*, 2000, No. 12, pp. 31–33.
28. Patent for invention No. 36983 / Ceramic mass for manufacturing porcelain granite / Darkhan A.Z., Yesimov B.O., Anarbaev A.A., Adyrbaev B.O., Zobnin N.N. / Application No. 2023/0160.1 dated 06.03.2023.
29. Baucia J.A., Koshimizu Jr. L., Giberton C., Morelli M.R., Study of alternative fluxes for use in porcelain tile formulations, *Cerâmica*, 2010, No. 56, pp. 262–272.
30. Borkoev B.M., Study of the structure and properties of low-temperature firing porcelain, *International Journal of Experimental Education*, 2012, No. 6, pp. 98–100.
31. Zubekhin A.P., Verchenko A.V., Galenko A.A., Manufacture of ceramic granite based on zeolite-containing batches, *Construction Materials*, 2014, No. 4, pp. 52–54.
32. Brykov A.S., Chemistry of Silicate and Silica-Containing Binding Materials, Saint Petersburg: SPbGTI(TU), 2011, 147 p.
33. Ryshchenko M.I., Shchukina L.P., Fedorenko E.Yu., Firsov K.N., The possibility of porcelain granite production from quartz-feldspar raw materials of Ukraine, *Glass and Ceramics*, 2008, Vol. 81, No. 1.

Disclaimer/Publisher's Note: The statements, opinions and data contained in all publications are solely those of the individual author(s) and contributor(s) and not of MDPI and/or the editor(s). MDPI and/or the editor(s) disclaim responsibility for any injury to people or property resulting from any ideas, methods, instructions or products referred to in the content.