

Article

Not peer-reviewed version

Geometrized Vacuum Physics. Part I. Algebra of Stignatures

[Mikhail Batanov-Gaukhman](#) *

Posted Date: 4 September 2023

doi: 10.20944/preprints202306.0765.v2

Keywords: vacuum; vacuum physics; fully geometrized physics; vacuum balance; algebra of signature; signature; algebra of signatures; ideal vacuum; affine space



Preprints.org is a free multidiscipline platform providing preprint service that is dedicated to making early versions of research outputs permanently available and citable. Preprints posted at Preprints.org appear in Web of Science, Crossref, Google Scholar, Scilit, Europe PMC.

Copyright: This is an open access article distributed under the Creative Commons Attribution License which permits unrestricted use, distribution, and reproduction in any medium, provided the original work is properly cited.

Article

Geometrized Vacuum Physics Part I: Algebra of Signatures

Mikhail Batanov-Gaukhman

Moscow Aviation Institute (National Research University), Institute No. 2 "Aircraft and Rocket Engines and Power Plants", st. Volokolamsk Highway, 4, Moscow 125993, Russia; alsignat@yandex.ru

Abstract: This article is the first part of a scientific project under the general title "Geometrized Vacuum Physics". This study is based on two main postulates: 1) independence of the propagation velocity of electromagnetic waves in vacuum from their frequency; 2) the constancy of the averaged zero vacuum balance, associated with the assertion that only mutually opposite formations are born from vacuum, so that on average they completely compensate for each other's manifestations. In this part of the "Geometrized Vacuum Physics" the foundations of the Algebra of Signatures are laid, which is the mathematical and logical foundation of the entire project. In the next articles of this project it will be shown that the Algebra of Signatures can be used for the development of "zero" (vacuum) technologies, algebraic genetics, vacuum cosmology, the vacuum standard model of "elementary particles", vacuum gravity and levitation, vacuum energy, ethics and aesthetics and many other branches of knowledge. At the end of this article, one of the many possible applications of the Algebra of Signatures is given, in particular, the basics of the signature-spectral analysis are outlined, with the help of which the possibilities of communication channels can be significantly expanded.

Keywords: vacuum; vacuum physics; fully geometrized physics; vacuum balance; algebra of signature; signature; algebra of signatures; ideal vacuum; affine space

1. Introduction

In modern physics, there are [1–8]: technical vacuum (discharged gas); physical vacuum (the lowest energy state of a set of scalar, vector, tensor and spinor quantum fields); Einstein vacuum (generally a curved 4-dimensional space-time continuum surrounding neutral or charged physical bodies); ideal vacuum (emptiness, i.e., 3-dimensional space, in which any curvature and particles are completely absent).

This first part of "Geometrized Vacuum Physics" focuses on the ideal vacuum in order to create a mathematical apparatus "Algebra of Signatures", suitable for the study of vacuum phenomena and the development of "zero" (vacuum) technologies. In subsequent articles of this project, a description of curved sections of vacuum and stable vacuum formations is expected.

First, we abstract from all kinds of vacuum processes, and consider the local region of a completely flat empty 3-dimensional space (i.e., ideal vacuum).

This work is based on three reliable (experimentally confirmed) facts:

1) all known electromagnetic waves, regardless of their oscillation frequency, propagate in vacuum with the same speed of light $c = 299,792,458$ m/s (fixed by the resolution of the 26-th General Conference on Weights and Measures, based on CODATA data). Despite the possible instability of the properties of emptiness, the postulate of the constancy of the speed of light in vacuum is accepted in this work as an initial axiom. At the same time, as will become clear below, the mathematical apparatus of the Algebra of Signatures turned out to be independent of the propagation velocity of perturbations. Therefore, the Algebra of Signatures is universal and applicable to the study of any 3-dimensional medium;

2) all averaged characteristics of an average flat area of vacuum (momentum, angular momentum, spin, etc.) are equal to zero;

3) if something is born from vacuum, then it must be in a mutually opposite form (particle - antiparticle, convexity - concavity, wave - antiwave, etc.). This property of vacuum is referred to in this work as “averaged zero vacuum balance” or “vacuum balance” for short.

The foundations of the Algebra of Stignatures developed in this work are proposed as a universal mathematical apparatus suitable for studying not only the properties of vacuum, but also any other liquid, solid and gaseous continuous media in which wave disturbances propagate at a constant speed. Also, the Algebra of Stignatures can be useful for philosophical rethinking of the knowledge of ancient civilizations and for application in many branches of scientific knowledge, for example, in: coding theory, algebraic genetics, vacuum energy, elementary particle physics, etc.

2. Materials and Method

2.1. Longitudinal stratification of ideal vacuum into $\lambda_{m,n}$ -vacuums

Consider a 3-dimensional volume of an ideal vacuum, in which there are no particles and no curvature. In what follows, for brevity, the ideal vacuum will be referred to as “vacuum”.

Let's probe this volume of “vacuum” with laser beams from three mutually perpendicular directions, so that the beams form a 3-dimensional cubic lattice (Figure 1a,b).

Rays of light in a vacuum are not visible, but they can be visualized with a finely dispersed sol. Of course, a “vacuum” filled with a sol is not a perfect vacuum. Nevertheless, the rays propagate in the “vacuum” itself (i.e., between the particles of the sol), while the influence of the sol on the metric-dynamic properties of the macroscopic volume of the “vacuum” in the case under consideration can be neglected. In addition, if the sol is removed from this “vacuum” volume, then the rays will still remain in it, although they will not be visible.

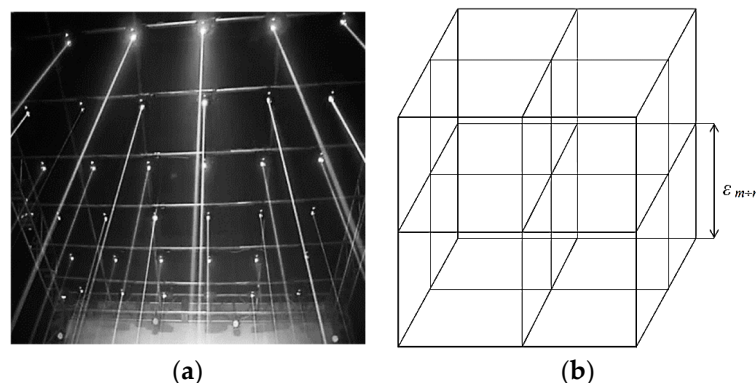


Figure 1. a) Laser beams of light in vacuum, visualized with a fine sol; b) A 3-dimensional lattice in a “vacuum” consisting of mutually perpendicular monochromatic light rays with a wavelength $\lambda_{m,n}$, while the edge length of a given cubic cell is $\epsilon_{m,n} \sim 10^2 \lambda_{m,n}$.

Let, for example, to probe of “vacuum” are used laser beams of light (i.e., narrowly directed monochromatic electromagnetic oscillations) with a wavelength $\lambda_{4,-5}$, taken from the range of lengths $\Delta\lambda = 10^{-4} \div 10^{-5}$ cm. Then we get a 3-dimensional lattice consisting of such mutually perpendicular laser beams, with the edge length of one cubic cell $\epsilon_{4,-5} \sim 100\lambda_{4,-5}$ (see Figure 1b). This cubic lattice will be called $\lambda_{4,-5}$ -vacuum (or 3D $_{4,-5}$ -landscape).

We divide the entire range of electromagnetic (light) wave lengths into a set of subranges $\Delta\lambda = 10^m \div 10^n$ cm, where $n = m + 1$ (m and n are integers). Then, in the same way as shown in Figure 1, we will probe the studied volume of the “vacuum” with monochromatic light rays with wavelengths $\lambda_{m,n}$ from all subranges $\Delta\lambda = 10^m \div 10^n$ cm. As a result, we obtain an almost infinite number of nested $\lambda_{m,n}$ -vacuums (i.e., 3D $_{m,n}$ -landscapes) with the corresponding lengths of edges of cubic cells $\epsilon_{m,n} \sim 100\lambda_{m,n}$ (see Figure 2).

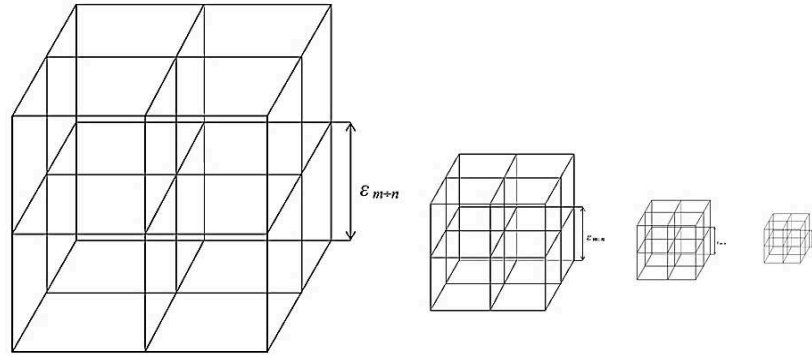


Figure 2. Discrete set of nested $\lambda_{m,n}$ -vacuums of the same. 3-dimensional void volume, where $\lambda_{m,n} > \lambda_{m+1,n+1} > \lambda_{m+2,n+2} > \lambda_{m+3,n+3} \dots$

The value of the edge of the cubic cell of each $\lambda_{m,n}$ -vacuum

$$\varepsilon_{m,n} \sim 10^2 \lambda_{m,n} \quad (1)$$

follows from the condition of applicability of geometric optics $\lambda_{m,n} \rightarrow 0$, i.e., when the thickness of the light beam is much smaller than the value of the corresponding cubic cell, while the beam thickness can be neglected.

The question remains open: – “Are there any restrictions on the frequency ω or the wavelength λ of the electromagnetic wave, both in the direction of their increase, and in the direction of decrease? If the critical values: $\omega_{\max} = 2\pi c/\lambda_{\min}$ and $\omega_{\min} = 2\pi c/\lambda_{\max}$ exist, these will be very important characteristics of the vacuum. Today, as far as the author knows, the frequency range of observed electromagnetic waves extends from 2 Hz to 10^{20} Hz, while no restrictions on the expansion of this range have been experimentally found.

2.2. Geodesic lines of the curved section $\lambda_{m,n}$ -vacuum

Long-term experimental data show that monochromatic light rays in the entire observed wavelength range $\Delta\lambda$ propagate in “vacuum” at the same speed of light c and according to the same laws of electrodynamics. Therefore, if the region of vacuum under study is not curved, then all $\lambda_{m,n}$ -vacuums (i.e., 3D $_{m,n}$ -landscapes) will be represented as ideal cubic lattices (see Figs. 1 and 2), because the geodesic lines of all these non-curved $\lambda_{m,n}$ -vacuums are direct rays of light. In this case, $\lambda_{m,n}$ -vacuums will differ from each other only by the length of the edge of the cubic cell $\varepsilon_{m,n} \sim 10^2 \lambda_{m,n}$ (see Figure 2).

However, if the region of vacuum under study turns out to be curved, then all $\lambda_{m,n}$ -vacuums will differ somewhat from each other due to the fact that light rays with different wavelengths have different thicknesses. This circumstance is theoretically substantiated in the sections of geometric optics related to the resolution of optical devices [17,18] and is confirmed by experimental data (see Figure 3).

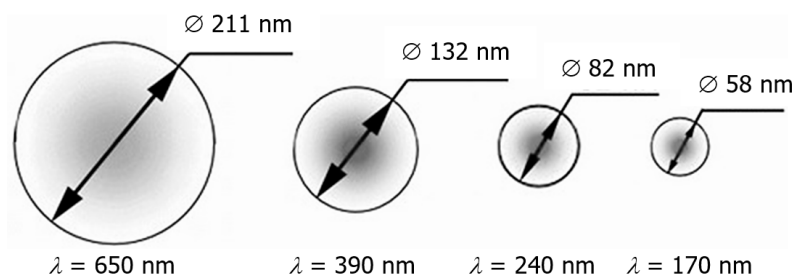


Figure 3. Experimental data on the thickness of the laser beam depending on the length, wave λ of the corresponding monochromatic radiation.

In this case, each $\lambda_{m,n}$ -vacuum (i.e., $3D_{m,n}$ -landscape) will be unique (see Figure 4), since vacuum irregularities are averaged within the thickness of the probing light beam.

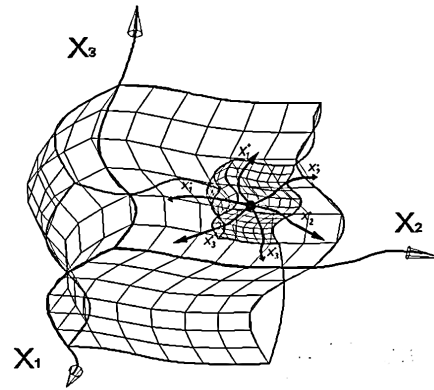


Figure 4. Illustration of a curved $\lambda_{m,n}$ -vacuum embedded in curved $\lambda_{f,d}$ -vacuum (where $\lambda_{f,d} > \lambda_{m,n}$).

Therefore, one $\lambda_{m,n}$ -vacuum is only one 3-dimensional “slice” of the curved vacuum region. For a more complete description of the curved section of the vacuum, it is necessary to have an infinite set of curved $\lambda_{m,n}$ -vacuums nested in each other.

Thus, the local volume of vacuum is an infinitely complex system consisting of an infinite number of nested $\lambda_{m,n}$ -vacuums. However, the situation is simplified by the fact that in the entire studied range of electromagnetic wave lengths, all $\lambda_{m,n}$ -vacuums obey the same physical laws. Therefore, the knowledge gained in the study of one $\lambda_{k,r}$ -vacuum is automatically extended to all other $\lambda_{m,n}$ -vacuums.

Below, the mathematical apparatus of the Algebra of Stignatures is developed, designed to study the local volume of only one $\lambda_{m,n}$ -vacuum. But this apparatus is suitable for studying not only all $\lambda_{m,n}$ -vacuums, but also any other continuous media in which wave disturbances propagate at a constant speed.

2.3. Sixteen rotating 4-bases

Let's return to the consideration of the undistorted volume of one of the $\lambda_{m,n}$ -vacuums (see Figure 1) and examine the “vacuum” region in the vicinity of the point O (see Figure 5).

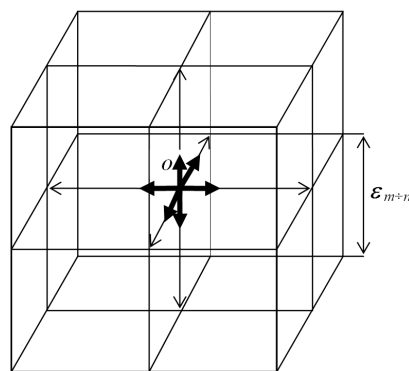


Figure 5. Non-curved 3D light lattice of $\lambda_{m,n}$ -vacuum, revealed from the “vacuum” (emptiness) by means of mutually perpendicular monochromatic rays of light with a wavelength $\lambda_{m,n}$. The cells of such a lattice are cubes with edge length $\epsilon_{m+n} \sim 10^2 \lambda_{m,n}$.

We calculate how many orthogonal 3-bases originate at the central point O (see Figure 5). If we spread the 3-bases from the point O in different directions, then it turns out that there are 16 of them (Figure 6 a,b).

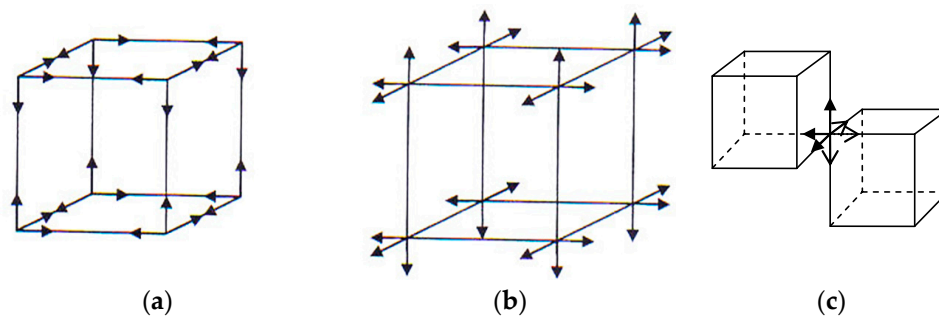


Figure 6. Sixteen 3-bases at the central point O of the studied volume of $\lambda_{m,n}$ -vacuum a) 8 internal 3-bases; b) 8 outer 3-antibases; c) adjacent 3-bases.

Eight 3-bases refer to the cubic cell itself (Figure 6a), and eight opposite 3-antibases refer to adjacent cubic cells (Figure 6b,c).

According to the “vacuum balance” condition, any movement in a vacuum must be accompanied by a similar anti-motion. Therefore, if one 3-basis (together with the cubic cell) is rotated clockwise, then this is only possible if the adjacent cubic cell (together with the 3-antibasis) is similarly rotated counterclockwise, since there is no fulcrum in vacuum.

In connection with the above, it is convenient to add to all eight 3-bases (Figure 6a) along the fourth time axis t , and to eight 3-antibases (Figure 6b) add along the fourth anti-axis (i.e., oppositely directed axis) of time $-t$.

The time axis t is determined by the angular frequency of rotation of the 3-basis (ie, the number of revolutions per unit time). The rotation of the 3-basis with a constant angular velocity is described by the expression $d\varphi/dt = \omega$ (where φ and ω are the phase and angular frequency of rotation of the 3-basis). Integrating this expression, we get the time axis $t = \varphi / \omega$. The rotation of the 3-antibasis in the opposite direction similarly forms the anti-axis of time $-t = \varphi / \omega$.

Thus, at the considered point O $\lambda_{m,n}$ -vacuum (Figure 5) there are $8 + 8 = 16$ orthogonal 4-bases (see Figure 6), which are shown in Figure 7.

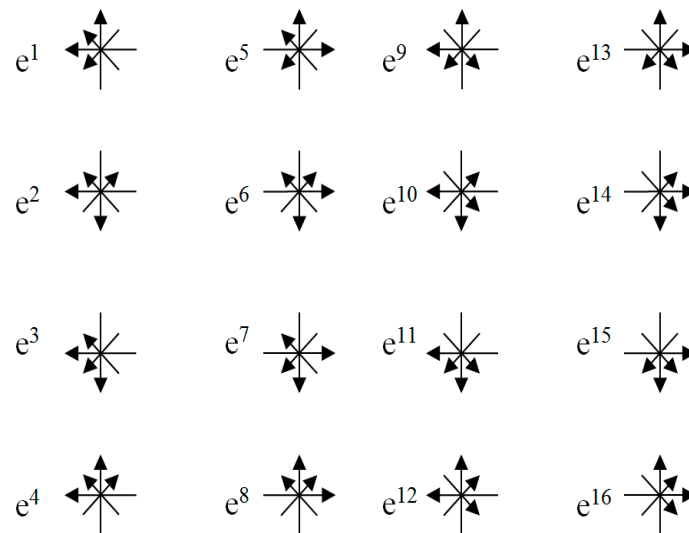


Figure 7. Sixteen 4-bases starting at point O, obtained by adding to eight 3-bases (Figure 6a) of the fourth time axis and adding to eight 3-antibases (Figure 6b) the fourth anti-time axis.

2.4. Signature of an affine 4-dimensional space

Each of the sixteen 4-bases shown in Figure 7 specifies the direction of the axes of a 4-dimensional affine (i.e., vectors) space. To introduce the characteristic “signature” of an affine space, we first define the concept of “base”.

We choose from the sixteen 4-bases shown in Figure 7, one 4-basis, for example, \mathbf{e}^5 ($\mathbf{e}_0^{(5)}, \mathbf{e}_1^{(5)}, \mathbf{e}_2^{(5)}, \mathbf{e}_3^{(5)}$) and let's call it "base" (see Figure 8).

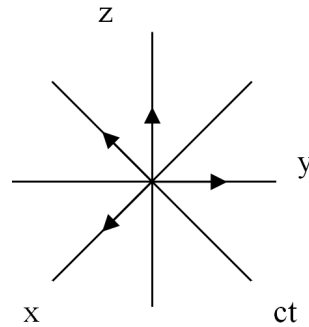


Figure 8. An affine 4-dimensional space, the directions of the axes of which are given by the 4-basis $\mathbf{e}^5(\mathbf{e}_0^{(5)}, \mathbf{e}_1^{(5)}, \mathbf{e}_2^{(5)}, \mathbf{e}_3^{(5)})$ with the conventional signature $\{+++ +\}$.

We conditionally accept that the directions of all unit vectors of the "base" are positive (see Figure 8)

$$\mathbf{e}_i^{(5)}(\mathbf{e}_0^{(5)}, \mathbf{e}_1^{(5)}, \mathbf{e}_2^{(5)}, \mathbf{e}_3^{(5)}) = (+1, +1, +1, +1) \rightarrow \{+++ +\}. \quad (2)$$

Here we introduce the abbreviated notation $\{+++ +\}$, which we will call the "signature" of the affine space given by the 4-basis \mathbf{e}^5 (that is, the "base"). That is, a signature is a set of 4 signs that determine the direction of the axes of a 4-dimensional affine space in relation to the direction of the axes of the base affine space.

All other 4-bases shown in Figure 7 have the following signatures with respect to the directions of the "base" unit vectors (i.e., the 4-basis $\mathbf{e}^{(5)}$) (see Table 1).

Table 1. Signatures of affine spaces.

4-basis	Signature	4-basis	Signature
$\mathbf{e}^1(\mathbf{e}_0^{(1)}, \mathbf{e}_1^{(1)}, \mathbf{e}_2^{(1)}, \mathbf{e}_3^{(1)}) =$ $= (1, 1, -1, 1) \rightarrow$ $\{+ + - +\}$		$\mathbf{e}^9(\mathbf{e}_0^{(9)}, \mathbf{e}_1^{(9)}, \mathbf{e}_2^{(9)}, \mathbf{e}_3^{(9)}) =$ $= (-1, 1, -1, 1) \rightarrow$ $\{- + - +\}$	
$\mathbf{e}^2(\mathbf{e}_0^{(2)}, \mathbf{e}_1^{(2)}, \mathbf{e}_2^{(2)}, \mathbf{e}_3^{(2)}) =$ $= (1, -1, -1, -1) \rightarrow$ $\{- - -\}$	$\{+$	$\mathbf{e}^{10}(\mathbf{e}_0^{(10)}, \mathbf{e}_1^{(10)}, \mathbf{e}_2^{(10)}, \mathbf{e}_3^{(10)}) =$ $= (-1, 1, -1, -1) \rightarrow$ $\{- - -\}$	$\{-$
$\mathbf{e}^3(\mathbf{e}_0^{(3)}, \mathbf{e}_1^{(3)}, \mathbf{e}_2^{(3)}, \mathbf{e}_3^{(3)}) =$ $= (1, 1, -1, -1) \rightarrow$ $\{+ - -\}$	$\{+$	$\mathbf{e}^{11}(\mathbf{e}_0^{(11)}, \mathbf{e}_1^{(11)}, \mathbf{e}_2^{(11)}, \mathbf{e}_3^{(11)}) =$ $= (-1, 1, -1, -1) \rightarrow$ $\{- + - -\}$	$\{- +$
$\mathbf{e}^4(\mathbf{e}_0^{(4)}, \mathbf{e}_1^{(4)}, \mathbf{e}_2^{(4)}, \mathbf{e}_3^{(4)}) =$ $= (1, -1, -1, 1) \rightarrow$ $\{+ \}$	$\{+ - -$	$\mathbf{e}^{12}(\mathbf{e}_0^{(12)}, \mathbf{e}_1^{(12)}, \mathbf{e}_2^{(12)}, \mathbf{e}_3^{(12)}) =$ $= (-1, -1, -1, 1) \rightarrow$ $\{- - - +\}$	$\{- - -$
$\mathbf{e}_i^{(5)}(\mathbf{e}_0^{(5)}, \mathbf{e}_1^{(5)}, \mathbf{e}_2^{(5)}, \mathbf{e}_3^{(5)}) =$ $= (1, 1, 1, 1) \rightarrow$ $\{+ + + +\}$	$\{+$	$\mathbf{e}^{13}(\mathbf{e}_0^{(13)}, \mathbf{e}_1^{(13)}, \mathbf{e}_2^{(13)}, \mathbf{e}_3^{(13)}) =$ $= (-1, 1, 1, 1) \rightarrow$ $\{- + + +\}$	$\{-$

$\mathbf{e}^6(\mathbf{e}_0^{(6)}, \mathbf{e}_1^{(6)}, \mathbf{e}_2^{(6)}, \mathbf{e}_3^{(6)}) =$ $= (1, -1, 1, -1) \rightarrow \{+-+ -\}$	$\mathbf{e}^{14}(\mathbf{e}_0^{(14)}, \mathbf{e}_1^{(14)}, \mathbf{e}_2^{(14)}, \mathbf{e}_3^{(14)}) =$ $= (-1, -1, 1, -1) \rightarrow \{- - + -\}$
$\mathbf{e}^7(\mathbf{e}_0^{(7)}, \mathbf{e}_1^{(7)}, \mathbf{e}_2^{(7)}, \mathbf{e}_3^{(7)}) =$ $= (1, 1, 1, -1) \rightarrow \{++ + -\}$	$\mathbf{e}_i^{(15)}(\mathbf{e}_0^{(15)}, \mathbf{e}_1^{(15)}, \mathbf{e}_2^{(15)}, \mathbf{e}_3^{(15)}) =$ $= (-1, 1, 1, -1) \rightarrow \{- + + -\}$
$\mathbf{e}^8(\mathbf{e}_0^{(8)}, \mathbf{e}_1^{(8)}, \mathbf{e}_2^{(8)}, \mathbf{e}_3^{(8)}) =$ $= (1, -1, 1, 1) \rightarrow \{+- + +\}$	$\mathbf{e}^{16}(\mathbf{e}_0^{(16)}, \mathbf{e}_1^{(16)}, \mathbf{e}_2^{(16)}, \mathbf{e}_3^{(16)}) =$ $= (-1, -1, 1, 1) \rightarrow \{- - + +\}$

Signatures given in Table. 1 are combined into a 16-component matrix:

$$\text{stign}(\mathbf{e}_i^{(a)}) = \begin{pmatrix} \{++++\} & \{+++-\} & \{-++-\} & \{+-+-\} \\ \{----\} & \{-+++\} & \{---+\} & \{-+-+\} \\ \{+- -+\} & \{++ - -\} & \{+- - -\} & \{+- + +\} \\ \{- - + -\} & \{+- + -\} & \{-+ - -\} & \{- - - -\} \end{pmatrix}. \quad (3)$$

Any other 4-basis from the sixteen 4-bases shown in Figure 7 can be chosen as the “base”. In this case, only the combinations of signs in the signatures of affine spaces will change, but all properties of the matrix of signatures (3) will remain unchanged.

2.5. Stignature matrix properties

Signature matrix (3) was obtained as a result of the development of vacuum physics. However, this matrix is a separate universal mathematical object that can be applied in various branches of scientific knowledge.

Let's list some properties of the stignature matrix (3).

5.1. The sum of all 16 signatures from matrix (3) is equal to the zero stignature

$$\begin{aligned} & \{++-+\} + \{+---\} + \{++--\} + \{+- -+\} + \\ & + \{++++\} + \{+- + -\} + \{++ + -\} + \{+- + +\} + \\ & + \{-+-+\} + \{----\} + \{-+ - -\} + \{- - - +\} + \\ & + \{-+++\} + \{- - + -\} + \{-+ + -\} + \{- - + +\} = \{0000\}. \end{aligned} \quad (4)$$

Ex. (4) can be represented in the following form

$$\begin{aligned} 0 &= \{0 \ 0 \ 0 \ 0\} + \{0 \ 0 \ 0 \ 0\} = 0 \\ 0 &= \{+ \ + \ + \ +\} + \{- \ - \ - \ -\} = 0 \\ 0 &= \{- \ - \ - \ +\} + \{+ \ + \ + \ -\} = 0 \\ 0 &= \{+ \ - \ - \ +\} + \{- \ + \ + \ -\} = 0 \\ 0 &= \{- \ - \ + \ -\} + \{+ \ + \ - \ +\} = 0 \\ 0 &= \{+ \ + \ - \ -\} + \{- \ - \ + \ +\} = 0 \\ 0 &= \{- \ + \ - \ -\} + \{+ \ - \ + \ +\} = 0 \\ 0 &= \{+ \ - \ + \ -\} + \{- \ + \ - \ +\} = 0 \\ 0 &= \{- \ + \ + \ +\} + \{+ \ - \ - \ -\} = 0 \\ 0 &= \{0 \ 0 \ 0 \ 0\} + \{0 \ 0 \ 0 \ 0\} + \dots = 0, \end{aligned} \quad (5)$$

where the summation of the signs “+” and “-” is performed in each row and column in any direction according to the rules:

$$\langle - \rangle + \langle - \rangle = 2 \langle - \rangle, \quad \langle + \rangle + \langle + \rangle = 2 \langle + \rangle, \quad \langle + \rangle + \langle - \rangle = \langle - \rangle + \langle + \rangle = 0. \quad (6)$$

Operations with signs in (5) are performed in rows and columns (i.e., in ordered rows or by ranking), therefore this expression is called a ranking expression, and two columns consisting of

signatures are called “rankings”. The ranking expression (5) reveals the internal structure of the void and is called “zero splitting”.

5.2. The sum of all 64 signs included in the matrix (3) is equal to zero, that is, it satisfies the vacuum balance condition:

$$32\llcorner+ \gg + 32\llcorner- \gg = 0. \quad (7)$$

5.3. There are four binary combinations of signs “+” and “-”, which we will call binary signatures:

$$H' \leftrightarrow \begin{Bmatrix} + \\ - \end{Bmatrix}, \quad V \leftrightarrow \begin{Bmatrix} - \\ + \end{Bmatrix}, \quad H \leftrightarrow \begin{Bmatrix} + \\ + \end{Bmatrix}, \quad I \leftrightarrow \begin{Bmatrix} - \\ - \end{Bmatrix} \quad (8)$$

or in transposed form

$$H'^+ \leftrightarrow \{+ \ -\}, \quad V^+ \leftrightarrow \{- \ +\}, \quad H^+ \leftrightarrow \{+ \ +\}, \quad I^+ \leftrightarrow \{- \ -\}. \quad (9)$$

Combine (U) binary signatures (8) or (9) according to the rules:

$$\begin{Bmatrix} + \\ - \end{Bmatrix} \cup \begin{Bmatrix} - \\ + \end{Bmatrix} = \begin{Bmatrix} + & - \\ - & + \end{Bmatrix}, \quad \begin{Bmatrix} + \\ + \end{Bmatrix} \cup \begin{Bmatrix} - \\ + \end{Bmatrix} = \begin{Bmatrix} + & - \\ + & + \end{Bmatrix}, \quad \begin{Bmatrix} + \\ - \end{Bmatrix} \cup \begin{Bmatrix} - \\ - \end{Bmatrix} = \begin{Bmatrix} + & - \\ - & - \end{Bmatrix}$$

and etc.,

or

$$\{+ \ +\} \cup \{+ \ +\} = \{+ \ + \ + \ +\}, \quad \{+ \ -\} \cup \{+ \ +\} = \{+ \ - \ + \ +\}, \quad \{- \ -\} \cup \{+ \ -\} = \{- \ - \ + \ -\} \text{ and etc.} \quad (10)$$

As a result, we get 16 signatures of the matrix (3):

$$\begin{aligned} II &= \begin{pmatrix} - & - \\ - & - \end{pmatrix} \equiv \{- \ - \ - \ -\}; & HI &= \begin{pmatrix} + & - \\ + & - \end{pmatrix} \equiv \{+ \ + \ - \ -\}; & VI &= \begin{pmatrix} - & - \\ + & - \end{pmatrix} \equiv \{- \ + \ - \ -\}; & HT &= \begin{pmatrix} + & - \\ - & - \end{pmatrix} \equiv \{+ \ - \ - \ -\}; \\ IH &= \begin{pmatrix} - & + \\ - & + \end{pmatrix} \equiv \{- \ - \ + \ +\}; & HH &= \begin{pmatrix} + & + \\ + & + \end{pmatrix} \equiv \{+ \ + \ + \ +\}; & VH &= \begin{pmatrix} - & + \\ + & + \end{pmatrix} \equiv \{- \ - \ + \ +\}; & H'H &= \begin{pmatrix} + & + \\ - & + \end{pmatrix} \equiv \{+ \ - \ + \ +\}; \\ IV &= \begin{pmatrix} - & - \\ - & + \end{pmatrix} \equiv \{- \ - \ - \ +\}; & HV &= \begin{pmatrix} + & - \\ + & + \end{pmatrix} \equiv \{+ \ + \ - \ +\}; & VV &= \begin{pmatrix} - & - \\ + & + \end{pmatrix} \equiv \{- \ + \ - \ +\}; & H'V &= \begin{pmatrix} + & - \\ - & + \end{pmatrix} \equiv \{+ \ - \ - \ +\}; \\ IH' &= \begin{pmatrix} - & + \\ - & - \end{pmatrix} \equiv \{- \ - \ + \ -\}; & HH' &= \begin{pmatrix} + & + \\ + & - \end{pmatrix} \equiv \{+ \ + \ + \ -\}; & VH' &= \begin{pmatrix} - & + \\ + & - \end{pmatrix} \equiv \{- \ + \ + \ -\}; & H'H' &= \begin{pmatrix} + & + \\ - & - \end{pmatrix} \equiv \{+ \ - \ + \ -\}. \end{aligned} \quad (11)$$

5.4. The Kronecker union of the two-row matrix of binary signatures (9) forms the signatures matrix (3):

$$\begin{aligned} \begin{pmatrix} \{+ \ +\} & \{+ \ -\} \\ \{- \ +\} & \{- \ -\} \end{pmatrix}^{\oplus 2} &= \begin{pmatrix} \{+ \ +\} \cup \begin{pmatrix} \{+ \ +\} & \{+ \ -\} \\ \{- \ +\} & \{- \ -\} \end{pmatrix} & \{+ \ -\} \cup \begin{pmatrix} \{+ \ +\} & \{+ \ -\} \\ \{- \ +\} & \{- \ -\} \end{pmatrix} \\ \{- \ +\} \cup \begin{pmatrix} \{+ \ +\} & \{+ \ -\} \\ \{- \ +\} & \{- \ -\} \end{pmatrix} & \{- \ -\} \cup \begin{pmatrix} \{+ \ +\} & \{+ \ -\} \\ \{- \ +\} & \{- \ -\} \end{pmatrix} \end{pmatrix} = \\ &= \begin{pmatrix} \{+ \ + \ + \ +\} & \{+ \ + \ + \ -\} & \{+ \ - \ + \ +\} & \{+ \ - \ + \ -\} \\ \{+ \ + \ - \ +\} & \{+ \ + \ - \ -\} & \{+ \ - \ - \ +\} & \{+ \ - \ - \ -\} \\ \{- \ + \ + \ +\} & \{- \ + \ + \ -\} & \{- \ - \ + \ +\} & \{- \ - \ + \ -\} \\ \{- \ + \ - \ +\} & \{- \ + \ - \ -\} & \{- \ - \ - \ +\} & \{- \ - \ - \ -\} \end{pmatrix}, \end{aligned} \quad (12)$$

where \oplus is a symbol denoting the Kronecker union of binary signatures according to the rules (10).

5.5. Signature matrix (3) can be represented as a sum of diagonal and antisymmetric matrices

$$\begin{pmatrix} \{++++\} & 0 & 0 & 0 \\ 0 & \{-+++\} & 0 & 0 \\ 0 & 0 & \{+---\} & 0 \\ 0 & 0 & 0 & \{----\} \end{pmatrix} + \begin{pmatrix} 0 & \{+++-\} & \{-++-\} & \{++-+\} \\ \{----\} & 0 & \{---+\} & \{-+-+\} \\ \{+---\} & \{+-+-\} & 0 & \{+-++\} \\ \{-+-\} & \{+-+-\} & \{-+-\} & 0 \end{pmatrix} \quad (13)$$

5.6. Hadamard signatures for noise-proof encryption of information

If we return the original units to the two-row signatures (11), then we get 16 two-row matrices

$$\begin{pmatrix} -1 & -1 \\ -1 & -1 \end{pmatrix} \begin{pmatrix} 1 & -1 \\ 1 & -1 \end{pmatrix} \begin{pmatrix} -1 & -1 \\ 1 & -1 \end{pmatrix} \begin{pmatrix} 1 & -1 \\ -1 & -1 \end{pmatrix} \begin{pmatrix} -1 & 1 \\ -1 & 1 \end{pmatrix} \begin{pmatrix} 1 & 1 \\ 1 & 1 \end{pmatrix} \begin{pmatrix} -1 & 1 \\ 1 & 1 \end{pmatrix} \begin{pmatrix} 1 & 1 \\ -1 & 1 \end{pmatrix} \quad (14)$$

$$\begin{pmatrix} -1 & -1 \\ -1 & 1 \end{pmatrix} \begin{pmatrix} 1 & -1 \\ 1 & 1 \end{pmatrix} \begin{pmatrix} -1 & -1 \\ 1 & 1 \end{pmatrix} \begin{pmatrix} 1 & -1 \\ -1 & 1 \end{pmatrix} \begin{pmatrix} -1 & 1 \\ -1 & -1 \end{pmatrix} \begin{pmatrix} 1 & 1 \\ 1 & -1 \end{pmatrix} \begin{pmatrix} -1 & 1 \\ 1 & -1 \end{pmatrix} \begin{pmatrix} 1 & 1 \\ -1 & -1 \end{pmatrix}. \quad (15)$$

of these, eight matrices are:

$$\begin{pmatrix} -1 & 1 \\ 1 & 1 \end{pmatrix} \begin{pmatrix} 1 & 1 \\ -1 & 1 \end{pmatrix} \begin{pmatrix} 1 & -1 \\ 1 & 1 \end{pmatrix} \begin{pmatrix} 1 & -1 \\ -1 & -1 \end{pmatrix} \begin{pmatrix} 1 & -1 \\ -1 & -1 \end{pmatrix} \begin{pmatrix} -1 & -1 \\ 1 & -1 \end{pmatrix} \begin{pmatrix} -1 & 1 \\ -1 & -1 \end{pmatrix} \begin{pmatrix} -1 & -1 \\ -1 & 1 \end{pmatrix} \quad (16)$$

are Hadamard matrices, because they satisfy the condition

$$H(2) \otimes H^T(2) = 2 \begin{pmatrix} 1 & 0 \\ 0 & 1 \end{pmatrix} \quad (17)$$

When raising any of the matrices (16) to Kronecker powers, the Hadamard matrices $H(n)$ are again obtained, satisfying the condition:

$$H(n) \otimes H^T(n) = nI, \quad (18)$$

where I is an $n \times n$ diagonal identity matrix:

$$I = \begin{pmatrix} 1 & 0 & \dots & 0 \\ 0 & 1 & \dots & 0 \\ \dots & \dots & \dots & 0 \\ 0 & 0 & 0 & 1 \end{pmatrix} \quad (19)$$

For example,

$$H(2)^{\otimes 2} = \begin{pmatrix} 1 & 1 \\ 1 & -1 \end{pmatrix}^{\otimes 2} = \begin{pmatrix} 1 & 1 \\ 1 & -1 \end{pmatrix} \otimes \begin{pmatrix} 1 & 1 \\ 1 & -1 \end{pmatrix} = \begin{pmatrix} 1 \begin{pmatrix} 1 & 1 \\ 1 & -1 \end{pmatrix} & 1 \begin{pmatrix} 1 & 1 \\ 1 & -1 \end{pmatrix} \\ 1 \begin{pmatrix} 1 & 1 \\ 1 & -1 \end{pmatrix} & -1 \begin{pmatrix} 1 & 1 \\ 1 & -1 \end{pmatrix} \end{pmatrix} = \begin{pmatrix} 1 & 1 & 1 & 1 \\ 1 & -1 & 1 & -1 \\ 1 & 1 & -1 & -1 \\ 1 & -1 & -1 & 1 \end{pmatrix} \quad (20)$$

$$H(2)^{\otimes 3} = \begin{pmatrix} 1 & 1 \\ 1 & -1 \end{pmatrix}^{\otimes 3} = \begin{pmatrix} 1 & 1 \\ 1 & -1 \end{pmatrix} \otimes \begin{pmatrix} 1 & 1 & 1 & 1 \\ 1 & -1 & 1 & -1 \\ 1 & 1 & -1 & -1 \\ 1 & -1 & -1 & 1 \end{pmatrix} = \begin{pmatrix} 1 & 1 & 1 & 1 & 1 & 1 & 1 & 1 \\ 1 & -1 & 1 & -1 & 1 & -1 & 1 & -1 \\ 1 & 1 & -1 & -1 & 1 & 1 & -1 & -1 \\ 1 & -1 & -1 & 1 & 1 & -1 & -1 & 1 \\ 1 & 1 & 1 & 1 & -1 & -1 & -1 & -1 \\ 1 & -1 & 1 & -1 & -1 & 1 & -1 & 1 \\ 1 & 1 & -1 & -1 & -1 & -1 & 1 & 1 \\ 1 & -1 & -1 & 1 & -1 & 1 & 1 & 1 \end{pmatrix} \quad (21)$$

and so on according to the algorithm

$$H(2)^{\otimes k} = H(2^k) = H(2) \otimes H(2)^{\otimes k-1} = H(2) \otimes H(2^{k-1}), \quad (22)$$

Hadamard matrices are used to construct error-correcting codes. In particular, Hadamard matrices are used to decipher the genetic code [11,12].

If in the matrices (20) and (21) again instead of 1 and -1 we use the signs {+} and {-}, then we obtain the rule for raising two-row signatures to the Kronecker power, for example,

$$\begin{Bmatrix} + & + \\ + & - \end{Bmatrix}^{\otimes 2} = \begin{Bmatrix} + & + \\ + & - \end{Bmatrix} \otimes \begin{Bmatrix} + & + \\ + & - \end{Bmatrix} = \begin{Bmatrix} + \begin{Bmatrix} + & + \\ + & - \end{Bmatrix} & + \begin{Bmatrix} + & + \\ + & - \end{Bmatrix} \\ + \begin{Bmatrix} + & + \\ + & - \end{Bmatrix} & - \begin{Bmatrix} + & + \\ + & - \end{Bmatrix} \end{Bmatrix} = \begin{Bmatrix} + & + & + & + \\ + & - & + & - \\ + & + & - & - \\ + & - & - & + \end{Bmatrix} \quad (23)$$

$$\begin{Bmatrix} + & + \\ + & - \end{Bmatrix}^{\otimes 3} = \begin{Bmatrix} + & + \\ + & - \end{Bmatrix} \otimes \begin{Bmatrix} + & + & + & + \\ + & - & + & - \\ + & + & - & - \\ + & - & - & + \end{Bmatrix} = \begin{Bmatrix} + & + & + & + & + & + & + & + \\ + & - & + & - & + & - & + & - \\ + & + & - & - & + & + & - & - \\ + & - & - & + & + & - & - & + \\ + & + & + & + & - & - & - & - \\ + & - & + & - & - & + & - & + \\ + & + & - & - & - & - & + & + \\ + & - & - & + & - & + & + & - \end{Bmatrix} \quad (24)$$

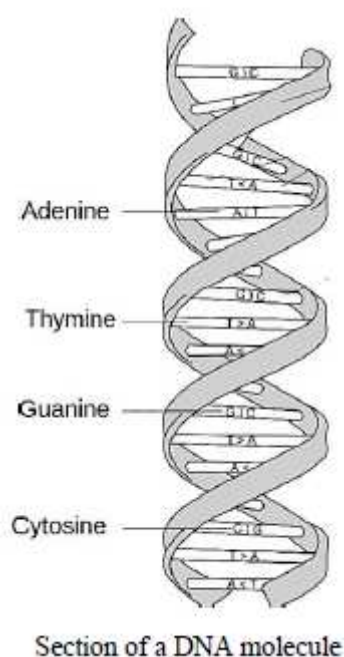
double row signatures,

$$\begin{Bmatrix} - & + \\ + & + \end{Bmatrix} \begin{Bmatrix} + & + \\ - & + \end{Bmatrix} \begin{Bmatrix} + & - \\ + & + \end{Bmatrix} \begin{Bmatrix} + & + \\ + & - \end{Bmatrix} \begin{Bmatrix} + & - \\ - & - \end{Bmatrix} \begin{Bmatrix} - & - \\ + & - \end{Bmatrix} \begin{Bmatrix} - & + \\ - & - \end{Bmatrix} \begin{Bmatrix} - & + \\ - & + \end{Bmatrix} \quad (25)$$

corresponding to matrices (15) will be called two-row Hadamard signatures.

5.7. Noise-immune coding of genetic information

It was shown in [11,12] that Hadamard matrices (15) or two-row signatures (25) can be used as the basis for studying noise-resistant genetic information. Deoxyribonucleic acid (DNA) molecules are built from four chemical elements (nucleotides):



$$\begin{array}{llll} \text{Adenine} & - & \text{A} & \text{or} & \text{I} \\ \text{Guanine} & - & \text{G} & \text{or} & \text{H} \\ \text{Thymine} & - & \text{T} & \text{or} & \text{V} \\ \text{Cytosine} & - & \text{C} & \text{or} & \text{H}' \end{array} \quad (26)$$

These four nucleotides correspond to two bits of information or four binary signatures (9)

A	00	{--}
G	01	{-+}
T	10	{+-}
C	11	{++}

(27)

Nucleotides (27) form: doublets, triplets and other more complex combinations of informational polymer, i.e., DNA molecules [11,12]:

$$\begin{pmatrix} A & G \\ C & T \end{pmatrix}^2 = \begin{pmatrix} A \begin{pmatrix} A & G \\ C & T \end{pmatrix} & G \begin{pmatrix} A & G \\ C & T \end{pmatrix} \\ C \begin{pmatrix} A & G \\ C & T \end{pmatrix} & T \begin{pmatrix} A & G \\ C & T \end{pmatrix} \end{pmatrix} = \begin{pmatrix} \begin{pmatrix} AA & AG \\ AH' & AV \end{pmatrix} & \begin{pmatrix} GA & GG \\ GC & GT \end{pmatrix} \\ \begin{pmatrix} CA & CG \\ CC & CT \end{pmatrix} & \begin{pmatrix} TA & TG \\ TC & TT \end{pmatrix} \end{pmatrix} \quad (28)$$

$$\begin{pmatrix} A & G \\ C & T \end{pmatrix}^3 = \begin{pmatrix} \begin{pmatrix} AAA & AAG \\ AAC & AAT \\ ACA & ACG \\ ACC & ACT \end{pmatrix} & \begin{pmatrix} AGA & AGG \\ AGC & AGT \\ ATA & ATG \\ ATC & ATT \end{pmatrix} \\ \begin{pmatrix} CAA & CAG \\ CAC & CAT \\ CCA & CCG \\ CCC & CCT \end{pmatrix} & \begin{pmatrix} CGA & CGG \\ CGC & CGT \\ CTA & CTG \\ CTC & CTT \end{pmatrix} \end{pmatrix} \begin{pmatrix} \begin{pmatrix} GAA & GAG \\ GAC & GAT \\ GCA & GCG \\ GCC & GCT \end{pmatrix} & \begin{pmatrix} GGA & GGG \\ GGC & GGT \\ GTA & GTG \\ GTC & GTT \end{pmatrix} \\ \begin{pmatrix} TAA & TAG \\ TAC & TAT \\ TCA & TCG \\ TCC & TCT \end{pmatrix} & \begin{pmatrix} TGA & TGG \\ TGC & TGT \\ TTA & TTG \\ TTC & TTT \end{pmatrix} \end{pmatrix} \quad (29)$$

These combinations of nucleotides correspond to the combinations of the "+" and "-" signs obtained from the two-row Hadamard signatures (25), for example

$$\begin{Bmatrix} + & + \\ + & - \end{Bmatrix}^{\otimes 2} = \begin{Bmatrix} + & + & + & + \\ + & - & + & - \\ + & + & - & - \\ + & - & - & + \end{Bmatrix}, \quad \begin{Bmatrix} + & + \\ + & - \end{Bmatrix}^{\otimes 3} = \begin{Bmatrix} + & + & + & + & + & + & + & + \\ + & - & + & - & + & - & + & - \\ + & + & - & - & + & + & - & - \\ + & - & - & + & + & - & - & + \\ + & + & + & + & - & - & - & - \\ + & - & + & - & - & + & - & + \\ + & + & - & - & - & - & + & + \\ + & - & - & + & - & + & + & - \end{Bmatrix} \quad (30)$$

Thus, the Algebra of Signatures can be used to develop the theory of matrix coding of the space-time continuum.

5.8. Binary-coded decimal and Arithmetic of Signature

There is a complete correspondence between the binary-coded decimal (BCD) of digits and the 16 affine space signatures from the matrix (3):

From Table 2 it follows that if 0 is replaced by “-”, and 1 is replaced by “+”, then digits from matrix (3) can be assigned numbers. In addition, by analogy with binary-decimal arithmetic, the arithmetic of stignatures can also be constructed, as shown in the example in Table 3.

Table 2. Relationship between digits, BCD and stignatures.

Digit	Binary-coded decimal				Stignature
Allowed combinations					
	2 ³	2 ²	2 ¹	2 ⁰	
0	0	0	0	0	{ - - - - }
1	0	0	0	1	{ - - - + }
2	0	0	1	0	{ - - + - }
3	0	0	1	1	{ - - + + }
4	0	1	0	0	{ - + - - }
5	0	1	0	1	{ - + - + }
6	0	1	1	0	{ - + + - }
7	0	1	1	1	{ - + + + }
8	1	0	0	0	{ + - - - }
9	1	0	0	1	{ + - - + }
Additional characters					
* (asterisk)	1	0	1	0	{ + - + - }
# (lattice)	1	0	1	1	{ + - + + }
+ (plus)	1	1	0	0	{ + + - - }
- (minus)	1	1	0	1	{ + + - + }
, (comma)	1	1	1	0	{ + + + - }
damping	1	1	1	1	{ + + + + }

Numbers are numbers	Arabic numerals	Indian numerals
0	۰	०
1	۱	१
2	۲	२
3	۳	३
4	۴	४
5	۵	५
6	۶	६
7	۷	७
8	۸	८
9	۹	९

a) Indo-Arabic numerals

1 2 3 4 5 6 7 8 9 0
一 二 三 四 五 六 七 八 九 零

c) Chinese numerals.
The most difficult character corresponds to 0

Numbers	Stignatures
1	+
2	+-
3	-+-
4	-++
5	++-
6	+++
7	-
8	+
9	-+
10	+-
11	-
12	+
13	-+
14	++
15	++

b) Calendar numerals
Maya (13×28= 364+1)

Table 3. An example of an arithmetic operation for adding stignatures.

BCD addition operation example	Example of stignature addition operation:
<p>Find the number $A = D + C$, where $D = 3927$, $C = 4856$. Let's represent the numbers D and C in binary decimal form: $D = 3927_{10} = 0011\ 1001\ 0010\ 0111_{BCD}$ $C = 4856_{10} = 0100\ 1000\ 0101\ 0110_{BCD}$ We sum the numbers D and C according to the rules of binary arithmetic:</p> <p>* **</p> <p>0011 1001 0010 0111 + 0100 1000 0101 0110</p> <p>= 1000 0001 0111 1101 - Binary sum + 0110 0110 - Correction</p> <p>1000 0111 1000 0011</p> <p>where * – tetrad from which there was a transfer to the senior tetrad; ** – tetrad with a forbidden combination of bits.</p>	<p>Find the number $A = D + C$, where $D = 3927$, $C = 4856$. Let's represent the numbers D and C in stignature form: $D = 3927_{10} = \{- - - +\} \{+ - - +\} \{- - + -\} \{- - + +\}_{ASt}$ $C = 4856_{10} = \{- + - -\} \{+ - - -\} \{- + - +\} \{- + + -\}_{ASt}$ We sum the numbers D and C according to the rules of stignature arithmetic:</p> <p>* **</p> <p>$\{- - + +\} \{+ - - +\} \{- - + -\} \{- - + +\}$ + $\{- + - -\} \{+ - - -\} \{- + - +\} \{- + + -\}$</p> <p>= $\{+ - - -\} \{- - - +\} \{- - + +\} \{+ + - +\}$ - Binary sum $\{- + + -\}$ $\{- + + -\}$ - Correction</p> <p>$\{+ - - -\} \{- - + +\} \{+ - - -\} \{- - + +\}$</p> <p>where * – tetrad from which there was a transfer to the senior tetrad; ** – tetrad with a forbidden combination of bits.</p>

Arithmetic of Stignature can be used to describe the nodal configurations of affine spaces.

5.9. “Colored” quaternions

Sixteen stignatures (3) correspond to 16 types of “colored” quaternions:

$z_1 = x_0 + ix_1 + jx_2 + kx_3$	$\{++++\}$	$\{----\}$	$z_9 = -x_0 - ix_1 - jx_2 - kx_3$
$z_2 = -x_0 - ix_1 - jx_2 + kx_3$	$\{---+\}$	$\{+++-\}$	$z_{10} = x_0 + ix_1 + jx_2 - kx_3$
$z_3 = x_0 - ix_1 - jx_2 + kx_3$	$\{+--+ \}$	$\{-++-\}$	$z_{11} = -x_0 + ix_1 + jx_2 - kx_3$
$z_4 = -x_0 - ix_1 + jx_2 - kx_3$	$\{--+-\}$	$\{+-+ -\}$	$z_{12} = x_0 + ix_1 - jx_2 + kx_3$
$z_5 = x_0 + ix_1 - jx_2 - kx_3$	$\{+-+ -\}$	$\{--++\}$	$z_{13} = -x_0 - ix_1 + jx_2 + kx_3$
$z_6 = -x_0 + ix_1 - jx_2 - kx_3$	$\{-+--\}$	$\{+-+ +\}$	$z_{14} = x_0 - ix_1 + jx_2 + kx_3$
$z_7 = x_0 - ix_1 + jx_2 - kx_3$	$\{+-+ -\}$	$\{-+-+ \}$	$z_{15} = -x_0 + ix_1 - jx_2 + kx_3$
$z_8 = -x_0 + ix_1 + jx_2 + kx_3$	$\{-+++ \}$	$\{+---\}$	$z_{16} = x_0 - ix_1 - jx_2 - kx_3$

(31)

The complete set of “colored” quaternions (31) can be applied in various branches of mathematics and physics. By direct calculation it is easy to verify that the sum of all 16 types of “colored” quaternions (31) is equal to zero

$$\sum_{k=1}^{16} z_k = 0. \quad (32)$$

Expression (32) shows that the superposition (addition) of all types of “colored” quaternions is balanced with respect to zero, i.e., satisfies the “vacuum balance” condition.

5.10. Classes of signature

The signatures included in the matrix (3) can be divided into three classes:

Class 1: all signs in the signature are the same - 2 signatures:

$$\{++++\} \{----\}. \quad (33)$$

Class 2: two identical signs in a signature - 6 signatures:

$$\begin{aligned} &\{+ \quad - \quad - \quad +\} \{+ \quad + \quad - \quad -\} \{+ \quad - \quad + \quad -\} \\ &\{- \quad + \quad + \quad -\} \{- \quad - \quad + \quad +\} \{- \quad + \quad - \quad +\}. \end{aligned} \quad (34)$$

Class 3: three identical characters in a signature - 8 signatures:

$$\begin{aligned} &\{- \quad - \quad - \quad +\} \{- \quad - \quad + \quad -\} \{- \quad + \quad - \quad -\} \{+ \quad - \quad - \quad -\} \\ &\{+ \quad + \quad + \quad -\} \{+ \quad + \quad - \quad +\} \{+ \quad - \quad + \quad +\} \{- \quad + \quad + \quad +\}. \end{aligned} \quad (35)$$

5.11. Chess analogy

The chessboard has $8 \times 8 = 64$ cells: 32 of them are black and 32 are white (see Figure 9). Also, in the matrix of signatures (3) there are $16 \times 4 = 64$ characters, of which 32 are plus “+” and 32 minus “-”:

$$\begin{pmatrix} \text{II} & \text{HI} & \text{VI} & \text{H'I} \\ \text{IH} & \text{HH} & \text{VH} & \text{H'H} \\ \text{IV} & \text{HV} & \text{VV} & \text{H'V} \\ \text{IH'} & \text{HH'} & \text{VH'} & \text{H'H'} \end{pmatrix} \equiv \begin{pmatrix} \{++++\} & \{+++-\} & \{+-++\} & \{+-+-\} \\ \{++-+\} & \{++--\} & \{+---\} & \{+---\} \\ \{-+++ \} & \{-++-\} & \{---+\} & \{---+\} \\ \{-+-+\} & \{-+--\} & \{----\} & \{----\} \end{pmatrix}.$$




Figure 9. The chessboard.

At the beginning of the game, there are 32 chess pieces on the chessboard: 16 white and 16 black (see Figure 9). Also, in the matrix (3) there are 16 stignatures that coincide in properties with chess pieces in full accordance with their three classes (33) – (35) (see Figure 10):

{+ - + +} pawn	{- - - +} pawn	{+ + - +} pawn	{+ - - -} pawn	{+ + + -} pawn	{- + + +} pawn	{- - + -} pawn	{- + - -} pawn
{- - + +} rook	{+ - + -} knight	{- + + -} bishop	{+ + + +} queen	{- - - -} king	{+ - - +} bishop	{- + - +} knight	{+ + - -} rook

Figure 10. Illustration of the full correspondence of the 16 stignatures of the matrix (3) to the 16 chess pieces.

Matrix (3) can describe both “light” (i.e., light 3D_{m,n}-landscapes), which corresponds to 16 white chess pieces, and “darkness” (emptiness), which corresponds to 16 black chess pieces.

5.12. I Ching analogy

The I Ching (Chinese Book of Changes) is based on two Beginnings:

Yang Yin
«—» and «- -»,

in the Algebra of Stignatures there are also two initial signs:

« - » and « + ».

The Book of Changes uses 8 trigrams (see Figure 11a). Similarly, there are eight 3-bases in the Algebra of Stignatures (see Figure 6a) with the following stignatures

{+ + +} {+ - +} {- - +} {- - -}
{+ - -} {- + -} {+ - +} {+ + -}, (36)

and eight 3-antibases (Figure 6b) with opposite stignatures

{- - -} {+ - -} {+ + -} {+ + +}
{- + +} {+ - +} {- + -} {- - +}. (37)

In the Book of Changes, all possible combinations of two trigrams generate 64 hexagrams (Figure 11b), and in the Algebra of Stignatures, 64 combinations of each 3-basis with stignatures (36) with each 3-antibasis with opposite stignatures (37) are possible.

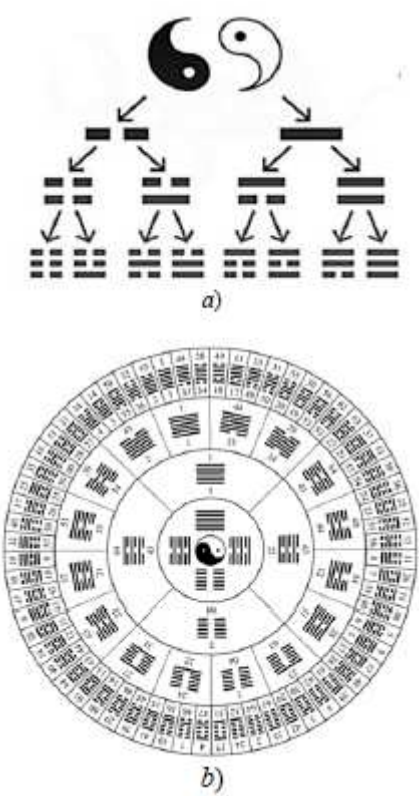


Figure 11. Trigrams and hexagrams of the I Ching (Book of Changes).

The three-logic of the Book of Changes is consistent with the four-logic of the Stignature Algebra if in the ranking expression (5) one column of signs is transferred to another side of equalities:

$$\begin{array}{lclclcl} 0 = & \{0 & 0 & 0\} & + & \{0 & 0 & 0\} & = 0 \\ - = & \{+ & + & +\} & + & \{- & - & -\} & = + \\ + = & \{- & - & +\} & + & \{+ & + & -\} & = - \\ - = & \{- & - & +\} & + & \{+ & + & -\} & = + \\ + = & \{- & + & -\} & + & \{+ & - & +\} & = - \\ - = & \{+ & - & -\} & + & \{- & + & +\} & = + \\ + = & \{+ & - & -\} & + & \{- & + & +\} & = - \\ - = & \{- & + & -\} & + & \{+ & - & +\} & = + \\ + = & \{+ & + & +\} & + & \{- & - & -\} & = - \\ 0 = & \{0 & 0 & 0\} + & + & \{0 & 0 & 0\} + & = 0 \end{array}$$

(38)

The Book of Changes also uses four combinations of two principles:

«—» and «- -»:

Young Yin	Old Yin	Young Yang	Old Yang
--	—	--	—
—	--	--	—
Binary stignatures			
{+ -}	{- +}	{- -}	{+ +}

Similarly, in the Algebra of Signatures, four binary combinations of signs “+” and “-” (9) are possible:

$$\{+ +\}, \{- -\}, \{+ -\} \{- +\},$$

from which affine space signatures (11) are formed, etc.

5.13. Hebrew analogy

Judaism is based on Algorithms for revealing the Great Name of the GOD יהוה-יהוה [13]. Further, instead of Hebrew letters, the transliteration יהוה-יהוה \equiv H' V H I will be used.

One of the endless Revelations of the Name H' V H I is called “Etz Chaim” (“Tree of Life” or “Tree of the Sefirot”):

$$\begin{pmatrix} I & H \\ H' & V \end{pmatrix}^{\otimes 2} = \begin{pmatrix} I \begin{pmatrix} I & H \\ H' & V \end{pmatrix} & H \begin{pmatrix} I & H \\ H' & V \end{pmatrix} \\ H' \begin{pmatrix} I & H \\ H' & V \end{pmatrix} & V \begin{pmatrix} I & H \\ H' & V \end{pmatrix} \end{pmatrix} = \begin{pmatrix} \begin{pmatrix} II & IH \\ IH' & IV \end{pmatrix} & \begin{pmatrix} HI & HH \\ HH' & HV \end{pmatrix} \\ \begin{pmatrix} H'I & H'H \\ H'H' & H'V \end{pmatrix} & \begin{pmatrix} VI & VH \\ VH' & VV \end{pmatrix} \end{pmatrix}.$$

(39)

The components of this matrix correspond to 10 Sefhira (i.e., Qualities) of Spirituality:

Letter of the Name יהוה-יהוה	Component of the Matrix of Qualities (39) (see Figure 12)	Sefhirah
i tip of the Letter Yud	II	Keter
I	HH	Hochma
H	VV	Bina
V	IV, IH, IH', VH, VH', HH' VI, HI, H'I, HV, H'V, H'H	Tiphereth*
H'	H'H'	Malchut

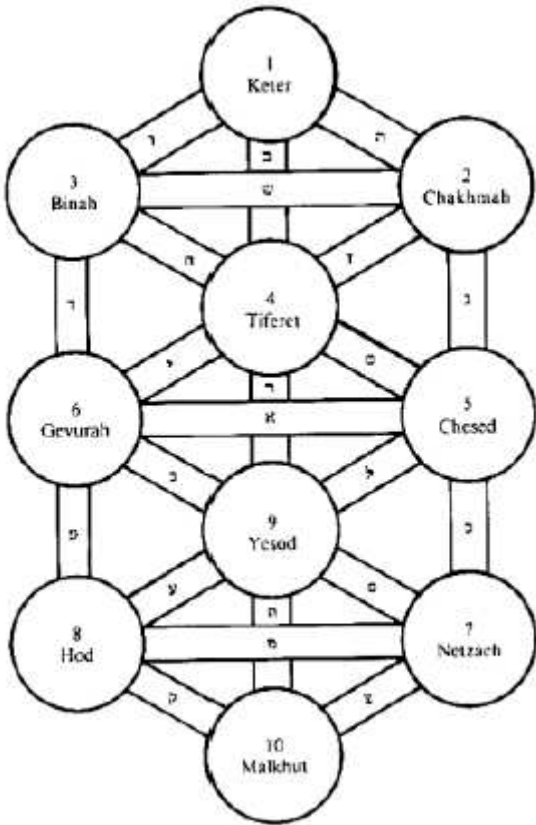


Figure 12. Tree of ten Sefirot (Qualities).

where the Sefira Tipheret* consists of six dual Sefirot [13]:
Chesed (IV = -VI), Gevura (IH = -HI), Tiferet (IH' = -H'I),
Netzach (VH = -HV), Hod (VH' = -VH'), Yesod (HH' = -H'H).
The Qualities Matrix (39) can be written as the sum of two matrices

$$\begin{pmatrix} II & 0 & 0 & 0 \\ 0 & HH & 0 & 0 \\ 0 & 0 & VV & 0 \\ 0' & 0 & 0 & H'H' \end{pmatrix} + \begin{pmatrix} 0 & HI & VI & H'I \\ IH & 0 & VH & H'H \\ IV & HV & 0 & H'V \\ IH' & HH' & VH' & 0 \end{pmatrix}. \quad (40)$$

Similarly, the signature matrix (3) is the result of raising the two-row matrix to the second Kronecker power [13]

$$\begin{pmatrix} I & H \\ H' & V \end{pmatrix}^{\otimes 2} = \begin{pmatrix} \{++\} & \{+-\} \\ \{-+\} & \{--\} \end{pmatrix}^{\otimes 2} = \begin{pmatrix} \{++++\} & \{+++-\} & \{+-++\} & \{+--+ \} \\ \{++-+\} & \{++--\} & \{+-+-\} & \{+---\} \\ \{-+++\} & \{-++-\} & \{--++\} & \{--+-\} \\ \{-+-+\} & \{-+--\} & \{---+\} & \{----\} \end{pmatrix}.$$

This matrix can also be represented as the sum of the diagonal and antisymmetric matrices (13)

$$\begin{pmatrix} \{++++\} & 0 & 0 & 0 \\ 0 & \{-+++\} & 0 & 0 \\ 0 & 0 & \{+-++\} & 0 \\ 0 & 0 & 0 & \{+---\} \end{pmatrix} + \begin{pmatrix} 0 & \{+++-\} & \{-++-\} & \{+-+-\} \\ \{----+\} & 0 & \{---+\} & \{-+--\} \\ \{+-++\} & \{+-+-\} & 0 & \{+-++\} \\ \{-+-+\} & \{+-+-\} & \{-+--\} & 0 \end{pmatrix} \quad (41)$$

Comparing the matrices (40) and (41), we find that the signatures of the matrix (3) can reflect the characteristic properties of the corresponding Sefirot (Qualities) of the "Tree of Life" [13]

$$\begin{pmatrix} II & 0 & 0 & 0 \\ 0 & HH & 0 & 0 \\ 0 & 0 & VV & 0 \\ 0' & 0 & 0 & H'H' \end{pmatrix} \equiv \begin{pmatrix} \{++++\} & 0 & 0 & 0 \\ 0 & \{-+++\} & 0 & 0 \\ 0 & 0 & \{+-++\} & 0 \\ 0 & 0 & 0 & \{+---\} \end{pmatrix}, \quad (42)$$

$$\begin{pmatrix} 0 & HI & VI & H'I \\ IH & 0 & VH & H'H \\ IV & HV & 0 & H'V \\ IH' & HH' & VH' & 0 \end{pmatrix} \equiv \begin{pmatrix} 0 & \{+++-\} & \{-++-\} & \{+-+-\} \\ \{----+\} & 0 & \{---+\} & \{-+--\} \\ \{+-++\} & \{+-+-\} & 0 & \{+-++\} \\ \{-+-+\} & \{+-+-\} & \{-+--\} & 0 \end{pmatrix}.$$

Thus, the following analogy can be traced between the ten Sefira (Quality) and the sixteen signatures of the matrix (3):

- 1) $\{++++\} + \{+---\} = 0$ - expression of the properties of Sefira Keter II and Sefira Malchut H'H';
 - 2) $\{-+++\} + \{+-++\} = 0$ - expression of the properties of Sefira Hochma VV and Sefira Binah HH;
 - 3) $\{---+\} + \{+++-\} = 0$ - expression of the properties of the Sefira Gevura (IH = - HI);
 - 4) $\{+-++\} + \{-+--\} = 0$ - expression of the properties of the Sefira Chesed (IV = - VI);
 - 5) $\{-+-+\} + \{+-+-\} = 0$ - expression of the properties of the Sefira Teferet (IH' = - H'I);
 - 6) $\{-+--\} + \{+-++\} = 0$ - expression of properties of Sefira Netzach (VH' = - H'V);
 - 7) $\{+-+-\} + \{-+--\} = 0$ - expression of the properties of the Sephirah Yesod (HH' = - H'H);
 - 8) $\{++-+\} + \{---+\} = 0$ - expression of the properties of the Sefira Hod (HV = - VH).
- (42a)

This analogy corresponds to the criteria of "Zero Philosophy", emanating from "EIN SOF, Baruhu" (INFINITE NOTHING, Blessed be HE). In turn, from the "Zero Philosophy" follows the condition of "vacuum balance" and the structure of "split zero" (5), on which the geometrized vacuum physics and, in particular, the Algebra of Stignatures are based.

Let's return to the representation of the Great Name of GOD יה-וה-י in the form of binary stignatures (9)

$$\aleph\text{-}\aleph\text{-}\aleph\text{-}\aleph \equiv H' V H I \equiv H' \leftrightarrow \{+ -\}, V \leftrightarrow \{- +\}, H \leftrightarrow \{+ +\}, I \leftrightarrow \{- -\}. \quad (42b)$$

One of the infinite Algorithms for revealing the Name of the GOD $\aleph\text{-}\aleph\text{-}\aleph\text{-}\aleph \equiv H' V H I$ is associated with 24 combinations of permutations of the letters $H' V H I$ [13]

$$\begin{array}{cccc} IH' V H & H I H' V & V H I H' & H' V H I \\ IH' H V & H V I H' & V H' I H & H' V I H \\ IH H' V & H V H' I & V H H' I & H' I H V \\ IH V H' & H I V H' & V I H' H & H' I V H \\ IV H H' & H H' V I & V H I H' & H' H I V \\ IV H' H & H H' I V & V I H H' & H' H V I \end{array} \quad (42c)$$

In the Lurianic Kabbalah, twelve of these combinations correspond to the 12 hours of the Day, and the remaining twelve combinations correspond to the 12 hours of the Night.

Combining four binary signatures (42b) according to the rules (10) in the order corresponding to combinations of four letters of the Name $H' V H I$ (42c) leads to 24 octaves (eights) of signs, or to 24 types of combination signatures from matrix (3):

Nº	Permutations of letters Names $H' V H I$	Octaves (i.e. unique combinations of 8 characters)	Combination signatures from matrix (3)
1.	$\overset{H'}{+} \overset{V}{-} \overset{H}{+} \overset{I}{-}$	$\{+ - - + + + - -\}$	$\{+ - - +\} \cup \{+ + - -\}$,
2.	$\overset{H'}{+} \overset{V}{-} \overset{I}{-} \overset{H}{+}$	$\{+ - - + - - + +\}$	$\{+ - - +\} \cup \{- - + +\}$,
3.	$\overset{H'}{+} \overset{I}{-} \overset{V}{+} \overset{H}{+}$	$\{+ - - - - + + +\}$	$\{+ - - -\} \cup \{- + + +\}$,
4.	$\overset{I}{-} \overset{H'}{+} \overset{V}{-} \overset{H}{+}$	$\{- - + - - + + +\}$	$\{- - + -\} \cup \{- + + +\}$,
5.	$\overset{H}{+} \overset{H'}{+} \overset{V}{-} \overset{I}{-}$	$\{+ + + - - + - -\}$	$\{+ + + -\} \cup \{- + - -\}$,
24.	$\overset{I}{-} \overset{H}{+} \overset{V}{-} \overset{H'}{+}$	$\{- - + + - + + -\}$	$\{- - + +\} \cup \{- + + -\}$.

(42d)

5.14. Minkowski's affine signatures and musical harmony

We represent the ranking expression (5) (zero splitting) in the following simplified form

$$\begin{array}{cccc} \{+ + + +\} & + & \{- - - -\} & = 0 \\ \{- - - +\} & + & \{+ + + -\} & = 0 \\ \{+ - - +\} & + & \{- + + -\} & = 0 \\ \{- - + -\} & + & \{+ + - +\} & = 0 \\ \{+ + - -\} & + & \{- - + +\} & = 0 \\ \{- + - -\} & + & \{+ - + +\} & = 0 \\ \{+ - + -\} & + & \{- + - +\} & = 0 \\ \{- + + +\} & + & \{+ - - -\} & = 0 \\ \{0 \ 0 \ 0 \ 0\}+ & & \{0 \ 0 \ 0 \ 0\}+ & = 0. \end{array} \quad (44)$$

Let's transfer the signatures $\{- + + +\}$ and $\{+ - - -\}$ from the numerators of the ranks (43) to their denominators with inversion, i.e., with signs reversed. Such an operation does not violate the "vacuum balance" and leads to the ranking expression

$$\begin{array}{llll}
\{+ + + +\} & + & \{- - - -\} & = 0 \\
\{- - - +\} & + & \{+ + + -\} & = 0 \\
\{+ - - +\} & + & \{- + + -\} & = 0 \\
\{- - + -\} & + & \{+ + - +\} & = 0 \\
\{+ + - -\} & + & \{- - + +\} & = 0 \\
\{- + - -\} & + & \{+ - + +\} & = 0 \\
\{\overline{+ - + -}\} & + & \{\overline{- + - +}\} & = 0 \\
\{\overline{+ - - -}\}_+ & + & \{\overline{- + + +}\}_+ & = 0.
\end{array} \quad (45)$$

In this case, in the denominator of the left rank in Ex. (44), the signature of the affine 4-Minkowski space $\{+ - - -\}$ was obtained, and in the denominator of the right rank in Ex. (44), the signature of the affine 4-anti-Minkowski space $\{- + + +\}$ was obtained.

Not only the ranking expression (44) leads to a balanced (with respect to zero) dyad of affine Minkowski signatures

$$\{+ - - -\} + \{- + + +\} = 0.$$

The following ranking expressions that preserve the vacuum balance lead to the same result:

$$\begin{array}{llll}
\{- - - +\} & + & \{+ + + -\} & = 0 \\
\{+ - + -\} & + & \{- + - +\} & = 0 \\
\{\overline{+ + - -}\} & + & \{\overline{- - + +}\} & = 0 \\
\{\overline{+ - - -}\}_+ & + & \{\overline{- + + +}\}_+ & = 0
\end{array} \quad (45)$$

$$\begin{array}{llll}
\{- - + -\} & + & \{+ + - +\} & = 0 \\
\{+ + - -\} & + & \{- - + +\} & = 0 \\
\{\overline{+ - - +}\} & + & \{\overline{- + + -}\} & = 0 \\
\{\overline{+ - - -}\}_+ & + & \{\overline{- + + +}\}_+ & = 0
\end{array} \quad (46)$$

$$\begin{array}{llll}
\{- - + -\} & + & \{+ + - +\} & = 0 \\
\{+ + - -\} & + & \{- - + +\} & = 0 \\
\{\overline{+ - - +}\} & + & \{\overline{- + + -}\} & = 0 \\
\{\overline{+ - - -}\}_+ & + & \{\overline{- + + +}\}_+ & = 0.
\end{array} \quad (46)$$

The Algebra of Stignature can be used as a musical score of spatial harmony. Just like in music, stignatures form balanced octaves ($7+1=8$) of the form (44) and chords ($3+1=4$) of the form (45) – (47). Moreover, in different situations, the Algebra of Stignatures uses a different number of signs “+” and “-” in proportions in relation to the total number: 1, 1/2, 1/8, 1/16, 1/32, 1/64, etc. This corresponds to the proportions of the duration of the notes: 1, 1/2, 1/8, 1/16, 1/32, 1/64, etc.

Ancient philosophers, beginning with the Pythagoreans, believed that Space was filled with harmonious musical rhythms and proportions. Music theory was later used by Johannes Kepler in «Harmonices Mundi» (Harmony of the World), which led to the discovery of the third law of celestial mechanics. It is possible that the combination of musical techniques with the Algebra of Stignatures algorithms will also lead to interesting results.

5.17. Pythagorean analogy (Algebra of Signatures)

Let's pass from affine spaces to metric spaces. For this, as an example, we use an affine space with a 4-basis $\mathbf{e}_i^{(7)}(\mathbf{e}_0^{(7)}, \mathbf{e}_1^{(7)}, \mathbf{e}_2^{(7)}, \mathbf{e}_3^{(7)})$ (see Figs. 7 and 13) with signature $\{+ + + -\}$. In this space, we define a 4-vector

$$d\mathbf{s}^{(7)} = \mathbf{e}_i^{(7)} dx^{i(7)} = \mathbf{e}_0^{(7)} dx^{0(7)} + \mathbf{e}_1^{(7)} dx^{1(7)} + \mathbf{e}_2^{(7)} dx^{2(7)} + \mathbf{e}_3^{(7)} dx^{3(7)}, \quad (47)$$

where $dx^{i(7)}$ is the i -th projection of the 4-vector $d\mathbf{s}^{(7)}$ onto the $x^{i(7)}$ axis, the direction of which is determined by the basis vector $\mathbf{e}_i^{(7)}$.

Similarly, we define the second 4-vector in the affine space with the 4-basis $\mathbf{e}_i^{(5)}(\mathbf{e}_0^{(5)}, \mathbf{e}_1^{(5)}, \mathbf{e}_2^{(5)}, \mathbf{e}_3^{(5)})$ (Figures 7 and 13), with signature $\{+ + + +\}$

$$ds^{(5)} = e^{(5)} dx^{i(5)} = e_0^{(5)} dx^{0(5)} + e_1^{(5)} dx^{1(5)} + e_2^{(5)} dx^{2(5)} + e_3^{(5)} dx^{3(5)}. \quad (49)$$

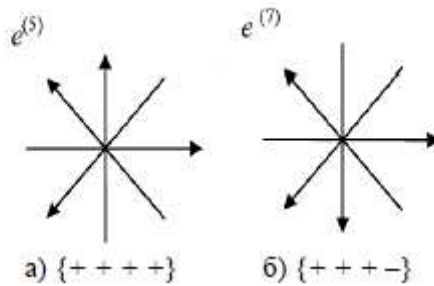


Figure 13. Two 4-bases with different signatures.

We find the scalar product of 4-vectors (48) and (49)

$$\begin{aligned} ds^{(5,7)2} &= ds^{(5)} ds^{(7)} = e_i^{(5)} e_j^{(7)} dx^i dx^j = \\ &= e_0^{(5)} e_0^{(7)} dx^0 dx^0 + e_1^{(5)} e_0^{(7)} dx^1 dx^0 + e_2^{(5)} e_0^{(7)} dx^2 dx^0 + e_3^{(5)} e_0^{(7)} dx^3 dx^0 + \\ &+ e_0^{(5)} e_1^{(7)} dx^0 dx^1 + e_1^{(5)} e_1^{(7)} dx^1 dx^1 + e_2^{(5)} e_1^{(7)} dx^2 dx^1 + e_3^{(5)} e_1^{(7)} dx^3 dx^1 + \\ &+ e_0^{(5)} e_2^{(7)} dx^0 dx^2 + e_1^{(5)} e_2^{(7)} dx^1 dx^2 + e_2^{(5)} e_2^{(7)} dx^2 dx^2 + e_3^{(5)} e_2^{(7)} dx^3 dx^2 + \\ &+ e_0^{(5)} e_3^{(7)} dx^0 dx^3 + e_1^{(5)} e_3^{(7)} dx^1 dx^3 + e_2^{(5)} e_3^{(7)} dx^2 dx^3 + e_3^{(5)} e_3^{(7)} dx^3 dx^3. \end{aligned} \quad (50)$$

For the case under consideration, the scalar products of basis vectors $e_i^{(5)} e_j^{(7)}$ are:

$$\begin{aligned} \text{for } i = j \quad e_0^{(5)} e_0^{(7)} &= 1, \quad e_1^{(5)} e_1^{(7)} = 1, \quad e_2^{(5)} e_2^{(7)} = 1, \quad e_3^{(5)} e_3^{(7)} = -1, \\ \text{for } i \neq j, \quad \text{all } e_i^{(5)} e_j^{(7)} &= 0. \end{aligned} \quad (51)$$

In this case, expression (50) takes the form of a quadratic form

$$ds^{(5,7)2} = dx^0 dx^0 + dx^1 dx^1 + dx^2 dx^2 - dx^3 dx^3 = dx^{02} + dx^{12} + dx^{22} - dx^{32} \quad \text{with signature } (+ + + -). \quad (524 \text{ } 8)$$

“Signature” (GRT term) is an ordered set of signs in front of the corresponding terms of the quadratic form.

To determine the signature of the metric space with the metric (52), instead of performing the scalar product of vectors (50), it is enough to multiply the signs of the 4-basis signatures shown in Figure 18 by columns:

$$\begin{array}{c} \{ + + + + \} \\ \{ + + + - \} \\ \hline \{ + + + - \} \times \end{array} \quad (53)$$

In the numerator of the rank (53), the signs in each column are multiplied according to the rules

$$\{ + \} \times \{ + \} = \{ + \}; \quad \{ - \} \times \{ + \} = \{ - \}; \quad (54)$$

the result of such multiplication is written in the denominator (under the line) of the same column. The execution of actions according to these rules will be called rank multiplication.

Just as it was done with the vectors $ds^{(5)}$ and $ds^{(7)}$ {see expressions (48) – (53)}, pairwise scalarly multiply vectors from all 16 affine spaces with 4 bases shown in Figure 7. As a result, we obtain $16 \times 16 = 256$ metric 4-spaces with 4-intervals of the form

$$ds^{(ab)2} = e_i^{(a)} e_j^{(b)} dx^{i(a)} dx^{j(b)}, \quad (55)$$

where $a = 1, 2, 3, \dots, 16$; $b = 1, 2, 3, \dots, 16$.

The signatures of these $16 \times 16 = 256$ metric 4-spaces can be defined, similarly to (53), by rank multiplications of the signs of the signatures corresponding to the affine spaces, for example:

$$\begin{array}{cccc} \{+-++\} & \{++++\} & \{-+++ \} & \{++++\} \\ \{++++\} & \{+-+-\} & \{++++\} & \{-++-\} \\ \hline (+-+-) \times & (+-+-) \times & (-++-) \times & (-++-) \times \end{array} \dots \quad (56)$$

Thus, point O (see Figure 5) is the place of intersection of all 256 metric 4-spaces with metrics (55) and signatures (40). In this variety of intersecting metric spaces, there are many features and patterns that are studied by the Algebra of Signatures.

The fundamentals of the Algebra of Signature will be covered in the next article of this project. Here we only note that quadratic forms (i.e., metrics) of type (52), or

$$ds^2 = dx_0^2 + dx_1^2 + dx_2^2 + dx_3^2 \quad (57)$$

originate from the Pythagorean theorem $c^2 = a^2 + b^2$, the proof of which in about 520 BC, brought about the greatest revolution in the consciousness of mankind.

2.6. Spectra-stignature analysis

As an example, we use the Algebra of Stignatures to expand the possibilities of spectral analysis.

Let's recall the well-known in quantum physics procedure for the transition from the coordinate representation to the momentum one. Let the probability distribution density of the location of an elementary particle be given as a function of space and time $q(ct, x, y, z)$. This function is represented as a product of two amplitudes:

$$q(ct, x, y, z) = \varphi(ct, x, y, z) \varphi(ct, x, y, z). \quad (58)$$

Next, two Fourier transforms are performed

$$\psi(p_{ct}, p_x, p_y, p_z) = \int_{-\infty}^{\infty} \varphi(ct, x, y, z) \exp\{i \frac{p}{\eta} (ct - x - y - z)\} d\Omega \quad \text{stignature } \{+ - - -\}, \quad (59)$$

$$\psi * (p_{ct}, p_x, p_y, p_z) = \int_{-\infty}^{\infty} \varphi(ct, x, y, z) \exp\{i \frac{p}{\eta} (-ct + x + y + z)\} d\Omega \quad \text{stignature } \{- + + +\}, \quad (60)$$

where $p = 2\pi\eta/\lambda$ is the generalized frequency; λ is the wavelength; η is the coefficient of proportionality (in quantum mechanics, $\eta = \hbar$ is the reduced Planck constant); $d\Omega = dcdxdydz$ is an elementary 4-dimensional volume.

The momentum (i.e., spectral) representation of the function $q(ct, x, y, z)$ is obtained as a result of the product of two probability amplitudes (59) and (60)

$$G(p_{ct}, p_x, p_y, p_z) = \psi(p_{ct}, p_x, p_y, p_z) \cdot \psi * (p_{ct}, p_x, p_y, p_z) \quad (61)$$

By analogy with the procedure (59) - (60), we formulate the basics of the spectral signature analysis. We represent the function $q(ct, x, y, z)$ as a product of not two, but 8 "amplitudes"

$$q(ct, x, y, z) = \varphi_1(ct, x, y, z) \varphi_2(ct, x, y, z) \varphi_3(ct, x, y, z) \times \dots \times \varphi_8(ct, x, y, z) = \prod_{k=1}^8 \phi_k(ct, x, y, z). \quad (62)$$

Instead of the imaginary unit i , which was used in the integrals (59) and (60), we introduce into consideration eight objects ζ_r (where $r = 1, 2, 3, \dots, 8$) satisfying the anticommutative relations of the Clifford algebra:

$$\zeta_m \zeta_k + \zeta_k \zeta_m = 0 \quad \text{for } m \neq k, \quad \zeta_m \zeta_m = 1, \quad (49)$$

$$\text{or } \zeta_m \zeta_k - \zeta_k \zeta_m = 2\delta_{km}, \text{ where } \delta_{km} \text{ is the Kronecker symbol } (\delta_{km} = 0 \text{ for } m \neq k \text{ and } \delta_{km} = 1 \text{ for } m = k). \quad (64)$$

These requirements are met, for example, by a set of 8×8 matrices of the type

$$\begin{aligned}
\zeta_1 &= \begin{pmatrix} 1 & 0 & 0 & 0 & 0 & 0 & 0 & 0 \\ 0 & 1 & 0 & 0 & 0 & 0 & 0 & 0 \\ 0 & 0 & 1 & 0 & 0 & 0 & 0 & 0 \\ 0 & 0 & 0 & 1 & 0 & 0 & 0 & 0 \\ 0 & 0 & 0 & 0 & 1 & 0 & 0 & 0 \\ 0 & 0 & 0 & 0 & 0 & 1 & 0 & 0 \\ 0 & 0 & 0 & 0 & 0 & 0 & 1 & 0 \\ 0 & 0 & 0 & 0 & 0 & 0 & 0 & 1 \end{pmatrix} & \zeta_2 &= \begin{pmatrix} 0 & 1 & 0 & 0 & 0 & 0 & 0 & 0 \\ -1 & 0 & 0 & 0 & 0 & 0 & 0 & 0 \\ 0 & 0 & 0 & -1 & 0 & 0 & 0 & 0 \\ 0 & 0 & 1 & 0 & 0 & 0 & 0 & 0 \\ 0 & 0 & 0 & 0 & 0 & -1 & 0 & 0 \\ 0 & 0 & 0 & 0 & 1 & 0 & 0 & 0 \\ 0 & 0 & 0 & 0 & 0 & 0 & 0 & 1 \\ 0 & 0 & 0 & 0 & 0 & 0 & -1 & 0 \end{pmatrix} & \zeta_3 &= \begin{pmatrix} 0 & 0 & 1 & 0 & 0 & 0 & 0 & 0 \\ 0 & 0 & 0 & 1 & 0 & 0 & 0 & 0 \\ -1 & 0 & 0 & 0 & 0 & 0 & 0 & 0 \\ 0 & -1 & 0 & 0 & 0 & 0 & 0 & 0 \\ 0 & 0 & 0 & 0 & 0 & 0 & -1 & 0 \\ 0 & 0 & 0 & 0 & 0 & 0 & 0 & -1 \\ 0 & 0 & 0 & 0 & 0 & 1 & 0 & 0 \\ 0 & 0 & 0 & 0 & 0 & 0 & 1 & 0 \end{pmatrix} \\
\zeta_4 &= \begin{pmatrix} 0 & 0 & 0 & 1 & 0 & 0 & 0 & 0 \\ 0 & 0 & -1 & 0 & 0 & 0 & 0 & 0 \\ 0 & 1 & 0 & 0 & 0 & 0 & 0 & 0 \\ -1 & 0 & 0 & 0 & 0 & 0 & 0 & 0 \\ 0 & 0 & 0 & 0 & 0 & 0 & 0 & -1 \\ 0 & 0 & 0 & 0 & 0 & 0 & 1 & 0 \\ 0 & 0 & 0 & 0 & 0 & -1 & 0 & 0 \\ 0 & 0 & 0 & 0 & 1 & 0 & 0 & 0 \end{pmatrix} & \zeta_5 &= \begin{pmatrix} 0 & 0 & 0 & 0 & 1 & 0 & 0 & 0 \\ 0 & 0 & 0 & 0 & 0 & 1 & 0 & 0 \\ 0 & 0 & 0 & 0 & 0 & 0 & 1 & 0 \\ 0 & 0 & 0 & 0 & 0 & 0 & 0 & 1 \\ -1 & 0 & 0 & 0 & 0 & 0 & 0 & 0 \\ 0 & -1 & 0 & 0 & 0 & 0 & 0 & 0 \\ 0 & 0 & -1 & 0 & 0 & 0 & 0 & 0 \\ 0 & 0 & 0 & -1 & 0 & 0 & 0 & 0 \end{pmatrix} & \zeta_6 &= \begin{pmatrix} 0 & 0 & 0 & 0 & 0 & 1 & 0 & 0 \\ 0 & 0 & 0 & 0 & -1 & 0 & 0 & 0 \\ 0 & 0 & 0 & 0 & 0 & 0 & 0 & 1 \\ 0 & 0 & 0 & 0 & 0 & 0 & -1 & 0 \\ 0 & 1 & 0 & 0 & 0 & 0 & 0 & 0 \\ -1 & 0 & 0 & 0 & 0 & 0 & 0 & 0 \\ 0 & 0 & 0 & 1 & 0 & 0 & 0 & 0 \\ 0 & 0 & -1 & 0 & 0 & 0 & 0 & 0 \end{pmatrix} \\
\zeta_7 &= \begin{pmatrix} 0 & 0 & 0 & 0 & 0 & 0 & 1 & 0 \\ 0 & 0 & 0 & 0 & 0 & 0 & 0 & -1 \\ 0 & 0 & 0 & 0 & -1 & 0 & 0 & 0 \\ 0 & 0 & 0 & 0 & 0 & 1 & 0 & 0 \\ 0 & 0 & 1 & 0 & 0 & 0 & 0 & 0 \\ 0 & 0 & 0 & -1 & 0 & 0 & 0 & 0 \\ -1 & 0 & 0 & 0 & 0 & 0 & 0 & 0 \\ 0 & 1 & 0 & 0 & 0 & 0 & 0 & 0 \end{pmatrix} & \zeta_8 &= \begin{pmatrix} 0 & 0 & 0 & 0 & 0 & 0 & 0 & 1 \\ 0 & 0 & 0 & 0 & 0 & 0 & 1 & 0 \\ 0 & 0 & 0 & 0 & 0 & -1 & 0 & 0 \\ 0 & 0 & 0 & 0 & -1 & 0 & 0 & 0 \\ 0 & 0 & 0 & 1 & 0 & 0 & 0 & 0 \\ 0 & 0 & 1 & 0 & 0 & 0 & 0 & 0 \\ 0 & -1 & 0 & 0 & 0 & 0 & 0 & 0 \\ -1 & 0 & 0 & 0 & 0 & 0 & 0 & 0 \end{pmatrix} & \mathcal{S}_{km} &= \begin{pmatrix} 1 & 0 & 0 & 0 & 0 & 0 & 0 & 0 \\ 0 & 1 & 0 & 0 & 0 & 0 & 0 & 0 \\ 0 & 0 & 1 & 0 & 0 & 0 & 0 & 0 \\ 0 & 0 & 0 & 1 & 0 & 0 & 0 & 0 \\ 0 & 0 & 0 & 0 & 1 & 0 & 0 & 0 \\ 0 & 0 & 0 & 0 & 0 & 1 & 0 & 0 \\ 0 & 0 & 0 & 0 & 0 & 0 & 1 & 0 \\ 0 & 0 & 0 & 0 & 0 & 0 & 0 & 1 \end{pmatrix}
\end{aligned} \tag{65}$$

Let's perform eight "color" Fourier transforms:

$$\begin{aligned}
\psi_1(p_{ct}, p_x, p_y, p_z) &= \int_{-\infty}^{\infty} \phi_1(ct, x, y, z) \exp\{\zeta_1 \frac{p}{\eta}(ct + x + y + z)\} d\Omega, & \text{Signature } \{++++\} \\
\psi_2(p_{ct}, p_x, p_y, p_z) &= \int_{-\infty}^{\infty} \phi_2(ct, x, y, z) \exp\{\zeta_2 \frac{p}{\eta}(-ct - x - y + z)\} d\Omega, & \{----+\} \\
\psi_3(p_{ct}, p_x, p_y, p_z) &= \int_{-\infty}^{\infty} \phi_3(ct, x, y, z) \exp\{\zeta_3 \frac{p}{\eta}(ct - x - y + z)\} d\Omega, & \{+--+ \} \\
\psi_4(p_{ct}, p_x, p_y, p_z) &= \int_{-\infty}^{\infty} \phi_4(ct, x, y, z) \exp\{\zeta_4 \frac{p}{\eta}(-ct - x + y - z)\} d\Omega, & \{--+- \} \\
\psi_5(p_{ct}, p_x, p_y, p_z) &= \int_{-\infty}^{\infty} \phi_5(ct, x, y, z) \exp\{\zeta_5 \frac{p}{\eta}(ct + x - y - z)\} d\Omega, & \{++-- \} \\
\psi_6(p_{ct}, p_x, p_y, p_z) &= \int_{-\infty}^{\infty} \phi_6(ct, x, y, z) \exp\{\zeta_6 \frac{p}{\eta}(-ct + x - y - z)\} d\Omega, & \{-+-- \} \\
\psi_7(p_{ct}, p_x, p_y, p_z) &= \int_{-\infty}^{\infty} \phi_7(ct, x, y, z) \exp\{\zeta_7 \frac{p}{\eta}(ct - x + y - z)\} d\Omega, & \{+-+- \} \\
\psi_8 * (p_{ct}, p_x, p_y, p_z) &= \int_{-\infty}^{\infty} \phi_8(ct, x, y, z) \exp\{\zeta_8 \frac{p}{\eta}(-ct + x + y + z)\} d\Omega. & \{\underline{-+++}\} \\
& & \{0000\}
\end{aligned} \tag{66}$$

where the objects ζ_m (60) perform the function of Clifford imaginary units.

We also find eight complex-conjugate Fourier images with opposite signatures:

$$\begin{aligned}
 \psi_1 * (p_{ct}, p_x, p_y, p_z) &= \int_{-\infty}^{\infty} \phi_1(ct, x, y, z) \exp\left\{\zeta_1 \frac{p}{\eta} (-ct - x - y - z)\right\} d\Omega, & \text{Signature } \{----\} \\
 \psi_2 * (p_{ct}, p_x, p_y, p_z) &= \int_{-\infty}^{\infty} \phi_2(ct, x, y, z) \exp\left\{\zeta_2 \frac{p}{\eta} (c + x + y - z)\right\} d\Omega, & \{+++ -\} \\
 \psi_3 * (p_{ct}, p_x, p_y, p_z) &= \int_{-\infty}^{\infty} \phi_3(ct, x, y, z) \exp\left\{\zeta_3 \frac{p}{\eta} (-ct + x + y - z)\right\} d\Omega, & \{-++ -\} \\
 \psi_4 * (p_{ct}, p_x, p_y, p_z) &= \int_{-\infty}^{\infty} \phi_4(ct, x, y, z) \exp\left\{\zeta_4 \frac{p}{\eta} (ct + x - y + z)\right\} d\Omega, & \{+-+ +\} \\
 \psi_5 * (p_{ct}, p_x, p_y, p_z) &= \int_{-\infty}^{\infty} \phi_5(ct, x, y, z) \exp\left\{\zeta_5 \frac{p}{\eta} (-ct - x + y + z)\right\} d\Omega, & \{--++\} \\
 \psi_6 * (p_{ct}, p_x, p_y, p_z) &= \int_{-\infty}^{\infty} \phi_6(ct, x, y, z) \exp\left\{\zeta_6 \frac{p}{\eta} (ct - x + y + z)\right\} d\Omega, & \{+-++\} \\
 \psi_7 * (p_{ct}, p_x, p_y, p_z) &= \int_{-\infty}^{\infty} \phi_7(ct, x, y, z) \exp\left\{\zeta_7 \frac{p}{\eta} (-ct + x - y + z)\right\} d\Omega, & \{-+-+\} \\
 \psi_8 * (p_{ct}, p_x, p_y, p_z) &= \int_{-\infty}^{\infty} \phi_8(ct, x, y, z) \exp\left\{\zeta_8 \frac{p}{\eta} (ct - x - y - z)\right\} d\Omega. & \{+---\} \\
 & & \{0000\}
 \end{aligned} \tag{67}$$

The integrals of the “colored” Fourier transform (61) and (62) include 16 linear forms with matrix signatures (3).

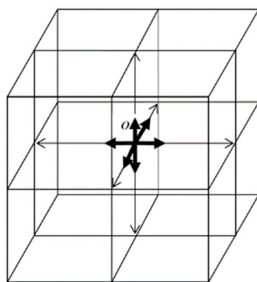
The spectral-stignature representation of the function $q(ct, x, y, z)$ is obtained as a result of the product of eight corresponding pairs of “color” amplitudes (66) and their complex conjugate “color” amplitudes (67)

$$\Re(p_{ct}, p_x, p_y, p_z) = \prod_{k=1}^8 \psi_k(p_{ct}, p_x, p_y, p_z) \psi_k^*(p_{ct}, p_x, p_y, p_z). \tag{68}$$

The spectral-stignature Fourier analysis proposed here can be useful for the development of “zero” technologies, such as sealing vacuum communication channels, and many other branches of science and technology.

Carthusian crucifix

The orthogonal Cartesian coordinate system is mentally connected with the crucifixion of Jesus Christ. Modern science was created by the universities of medieval Europe, which looked at the world around them through a crosshair with a suffering Savior. Also, the signs of stignatures from matrix (3) characterize the directions of the axes of the multidimensional crucifixion, and are associated with the Stigmata (Greek στίγματα - signs, marks, ulcers, wounds) on the head, hands and feet of the crucified Messiah.



3. Conclusions

This work is the first of a series of articles under the general title “Geometrized vacuum physics from the standpoint of the Algebra of Signatures”, where, as a result, based on the study of vacuum properties, it is assumed:

- build a multilayer and multilevel cosmological model with the development of ideas about the nature of all known force interactions, including gravity;
- present metric-dynamic models of all elementary particles and quarks that are part of the Standard Model (with the exception of the Higgs boson);
- develop a theoretical foundation for the development of “zero” (i.e., vacuum) technologies, including vacuum ethics, aesthetics and energy.

This article proposes to explore a local area of ideal vacuum (or “vacuum”, i.e., void) by probing it with light rays with a monochromatic wavelength $\lambda_{m,n}$ from three mutually perpendicular directions. As a result, a 3-dimensional light cubic lattice is formed in the “vacuum”, which is called the $\lambda_{m,n}$ -vacuum (or 3D $_{m,n}$ -landscape) with the edge length of the cubic cell $\varepsilon_{m,n} \sim 100\lambda_{m,n}$ (see Figure 1 and 2). If we similarly probe the same volume of vacuum with monochromatic light rays with other wavelengths $\lambda_{m+k,n+k}$, then we get an infinite number of $\lambda_{m,n}$ -vacuums nested into each other like nesting dolls (see Figure 2). Such an infinite hierarchical discrete sequence of 3D $_{m,n}$ -landscapes is called a longitudinal bundle of a 3-dimensional volume of “vacuum” (emptiness).

The study of the geometric features of one ideal cubic cell of any of the $\lambda_{m,n}$ -vacuums led to the development of the Algebra of Stignature. An analysis of the properties of the matrix of stignatures (3) showed that the Algebra of Stignatures is a unique mathematical and logical apparatus that has its mental roots in ancient philosophical traditions.

The foundations of the Algebra of Stignature presented in this article can be applied not only in vacuum physics (as will be shown in the following articles of this project), but also in many other branches of knowledge, for example, in: multidimensional geometry, topology, continuum mechanics, crystallography, spatial coding theory, algebraic genetics, relativity theory, etc. In this article, as an example, the use of the Algebra of Stignatures for the development of stignature-spectral analysis is presented.

Acknowledgments: I express my sincere gratitude to R. Gavril Davydov, David Reid and R. Eliezer Rahman for their assistance. The discussion of the article was attended by Academician of the Russian Academy of Sciences Shipov G.I., Ph.D. Lukyanov V.A., Lebedev V.A., Prokhorov S.G. and Khramikhin V.P. Also, the author is grateful for the support of Salova M.N., Morozova T.S., Przhigodsky S.V., Maslov A.N., Bolotov A.Yu., Ph.D. Levi T.S., Musanov S.V., Batanova L.A., Ph.D. Myshelev E.P., Chivikov E.P.

References

1. Shipov, G. (1998). “A Theory of Physical Vacuum”. Moscow ST-Center, Russia ISBN 5 7273-0011-8.
2. Chambers, A.. (2004). “Modern Vacuum Physics”. Boca Raton: CRC Press, 2004. — ISBN 0-8493-2438-6.
3. Roberts, M.D. (2000). “Vacuum Energy”. High Energy Physics” – Theory: hep-th/0012062. arXiv:hep-th/0012062. Bibcode:2000hep.th...12062R.
4. Barrow, J.D. (2002). “The Book of Nothing: Vacuums, Voids, and the Latest Ideas About the Origins of the Universe”. Vintage Series. Vintage. pp. 71–72, 77. ISBN 978-0-375-72609-5. LCCN 00058894.
5. Di Teodoro, A. & Contreras, E. (2023). “A vacuum solution of modified Einstein equations based on fractional calculus”. Eur. Phys. J. C 83:434, arXiv:2305.15232 Related DOI:<https://doi.org/10.1140/epjc/s10052-023-11626-4>.
6. Kiehn, R. M. (2006). “A topological theory of the Physical Vacuum”. arXiv:gr-qc/0602118v2, DOI <https://doi.org/10.48550/arXiv.gr-qc/0602118>.
7. Kiehn, R. M. (2007). “Part I. The Cosmological Vacuum from a Topological Perspective”. arXiv:0712.1180, DOI <https://doi.org/10.48550/arXiv.0712.1180>.
8. Okun, L. B. (2012). “On the concepts of vacuum and mass and the search for higgs”. Modern Physics Letters A. Vol. 27. - P. 1230041. doi:10.1142/S0217732312300418,- arXiv:1212.1031.
9. Sedov L.I. (1994) “Continuum mechanics”. T.I. – M.: Nauka, 1994 [in Russian].

10. A. I. Kozlov, A. I. Logvin, and V. A. Sarychev (2005) "Polarization of radio waves". Moscow: Radio engineering, 2005. -703 pp. ISBN 5-93108-074-0 [in Russian].
11. Petoukhov S.V. (2008). "Matrix genetics, algebras of the genetic code, noise-immunity". Moscow: RCD, 316 p. ISBN 978-5-93972-643-6 <http://petoukhov.com/matrix-genetics-petoukhov-2008.pdf> (in Russian).
12. Petoukhov S.V. (2020). "The rules of long DNA-sequences and tetra-groups of oligonucleotides". arXiv:1709.04943v6.
13. Gaukhman M.Kh. (2007). Algebra of signatures "NAMES" (orange Alsigna). - M.: LKI, 2007, p.228, ISBN 978-5-382-00077-0, (available at [na www.alsigna.ru](http://www.alsigna.ru)) [in Russian].
14. Gaukhman M.Kh. (2007). "Algebra of signatures "Emptiness" (yellow Alsigna). - M.: URSS, 2007. - 308 pages. ISBN 978-5-382-00580-5, (available at [na www.alsigna.ru](http://www.alsigna.ru)).
15. Gaukhman M.Kh. (2008). "Algebra of Signatures "Particles" (Green Alsigna). - M.: Librokom, 2008. - 422 pages. ISBN +978-5-397-00403-9, (available at www.alsigna.ru) [in Russian].
16. Gaukhman M.Kh. (2017). "Algebra of Signatures "Massless Physics" (violet Alsigna). Moscow: Filin, 2017. ISBN 978-5-9216-0104-8 (available at <http://metrphysics.ru/>).
17. Tyurin Yu.I., Chernov I.P., Kryuchkov Yu.Yu. (2009). "Optics". Tomsk Polytechnic University Publishing House, p. 240, ISBN 5-98298-434-5 [in Russian].
18. Peatross J., Ware M. (2015). "Physics of Light and Optics". Brigham Young University, p. 338, ISBN 978-1-312-92927-2.