

Article

Not peer-reviewed version

The Role and Challenges of AIGC-Driven Personalised Learning in Promoting Educational Sustainability: A Case Study Involving University Students in China

[Li Yixin](#) , Xiong Zhileng , Huang Qing , [Cheng Ying](#) *

Posted Date: 4 February 2025

doi: 10.20944/preprints202502.0194.v1

Keywords: AIGC; educational sustainability; personalised learning; higher education; Chinese university students; SWOT; AHP



Preprints.org is a free multidisciplinary platform providing preprint service that is dedicated to making early versions of research outputs permanently available and citable. Preprints posted at Preprints.org appear in Web of Science, Crossref, Google Scholar, Scilit, Europe PMC.

Copyright: This open access article is published under a Creative Commons CC BY 4.0 license, which permit the free download, distribution, and reuse, provided that the author and preprint are cited in any reuse.

Article

The Role and Challenges of AIGC-Driven Personalised Learning in Promoting Educational Sustainability: A Case Study Involving University Students in China

Li Yixin ¹, Xiong Zhileng ², Huang Qing ¹ and Cheng Ying ³

¹ Hunan University of Technology and Commerce

² Hunan University of Technology and Business

³ Central South University

* Correspondence: chengying717@csu.edu.cn

visibility; Tel.: (optional; include country code; if there are multiple corresponding authors, add author initials)

Abstract: With the rapid development of Artificial Intelligence Generated Content (AIGC) technology, education is undergoing profound changes. AIGC significantly promotes inclusiveness, equity and quality of education by providing personalised learning content and intelligent instructional support to tailor the learning experience for students, which aligns with the United Nations 2030 Sustainable Development Goals (SDG4) requirements on the sustainability of education. However, despite the great potential of AIGC in education, its practical application still faces many challenges, such as unstable technology, untimely content updates, and privacy protection. This study takes Chinese college students as an example to explore the role and challenges of AIGC-based personalised learning in promoting educational sustainability. Through the analysis of 928 valid questionnaires and the SWOT-AHP method, this paper evaluates students' attitudes towards AIGC personalised learning and its impact on improving the quality of education, access to resources and fairness. The study also identified the main challenges in using AIGC, including technical problems, insufficient teacher-student interaction, and privacy security. The results show that AIGC positively impacts education's sustainability, but relevant technical and ethical challenges must be overcome to achieve its complete application. This study provides theoretical support for AIGC-based personalised learning and practical guidance for the future application and development of educational technology, aiming to provide a valuable reference for innovation and sustainable development in education.

Keywords: AIGC; educational sustainability; personalised learning; higher education; Chinese university students; SWOT; AHP

1. Introduction

Sustainable Development Goal 4 (SDG 4) elaborates on the Education for All goals and education-related Millennium Development Goals, emphasising the educational requirements of a sustainable society and urging the global community to 'ensure inclusive and equitable quality education and promote lifelong learning opportunities for all' (United Nations, 2015)[1]. Since the dawn of human education, the evolution of information and communication technologies (ICT) has played a pivotal role in enhancing the sustainability of education, serving as a crucial catalyst for inclusivity, fairness, and sustainability[2]. As human society enters the 21st century, information and communication technology (ICT) is developing acceleratedly. The genesis of innovation is rooted in human agency, with human capital within the workforce assuming a pivotal role[3]. In the contemporary knowledge economy, characterised by perpetual transformation, information and communication technologies (ICT) have emerged as pivotal drivers of organisational

competitiveness and innovation. The integration of ICT into various facets of the education sector has been a gradual process, encompassing traditional textbook printing technologies, modern internet technologies, mobile devices, and the latest artificial intelligence-generated content (AIGC). These technological advancements have profoundly transformed knowledge acquisition, driving fundamental educational model changes. These developments underscore the imperative for academic institutions to prioritise sustainability and to continue nurturing and cultivating the growth of these transformative technologies.

The concept of Artificial Intelligence Generated Content (AIGC) represents a captivating example of cutting-edge technological development. This technology enables the automated generation of content, including images, texts and videos, by users through the utilisation of artificial intelligence according to their specific requirements [4]. With the emergence of ChatGPT developed by OpenAI, artificial intelligence has entered the AIGC era and is also profoundly changing the field of education[5]. The advent of AIGC has the potential to bring about unprecedented opportunities for education, including automated assessment and personalised learning path design. Furthermore, it can reshape how teachers and students interact, thereby inspiring students' creativity and critical thinking skills[6]. For instance, natural language processing (NLP) enables AIGC to comprehend and respond to students' inquiries, offer instantaneous feedback, and facilitate the mastery of knowledge points. Concurrently, AIGC can adapt the content and complexity of instruction in real-time, contingent on students' learning behaviour data, thereby ensuring that each student receives a personalised learning experience[7].

The advent of advanced information technology, particularly the integration of artificial intelligence (AIGC) technology, has precipitated a paradigm shift in the realm of higher education reform in China. The personalised learning paradigm, driven by these technological advancements, is emerging as a pivotal direction in the ongoing transformation of the educational landscape[8]. Intelligent education platforms, exemplified by DeepSeek, are instrumental in evolving a novel paradigm that integrates classroom teaching and independent learning. This integration is facilitated by adaptive learning path planning and knowledge graph construction. The present study focuses on the student population in Chinese universities, exploring the role and challenges of utilising AIGC-driven personalised learning in promoting educational sustainability. This sustainability encompasses educational inclusiveness, fairness and quality. The study examines students' attitudes towards using AIGC-driven personalised learning, their expectations for the future of AIGC-driven personalised learning, and the challenges that university students will face when using AIGC-driven personalised learning.

1.1 Literature Review

1.1.1 AIGC Technology Overview

The development of artificial intelligence-generated content (AIGC) as a disruptive technology can be traced back to the 1950s when the concept of artificial intelligence was in its infancy[9]. The accelerated evolution of AIGC technology experienced a notable surge during the early years of the 21st century, with substantial advancements achieved in the preceding decade[10]. A considerable amount of investment in research and development has been directed towards exploring the potential of AIGC applications by research institutions and companies both domestically and internationally. Prominent technology companies, including Microsoft, Google, and Meta, and Chinese corporations such as Baidu, Tencent, Alibaba, and Huawei, are engaged in this field significantly [11]. The advent of deep learning algorithms, most notably those embodied by generative adversarial networks (GANs), which have been proposed and iteratively updated since 2014, has precipitated a paradigm shift within the field[12].

According to the Artificial Intelligence Generated Content (AIGC) White Paper, published by the China Academy of Information and Communications Technology, the ideal AIGC system must

possess strong semantic understanding capabilities, the capacity to acquire logical knowledge and abstract learning, and a substantial language model that can be employed across a range of tasks. This will be of significant value to various cognitive applications[13]. Concurrently, numerous documents underscore that AIGC has undergone a progression of incremental 'innovation', commencing with rudimentary 'emulation', mirroring artificial intelligence's evolution from 'simulation' to 'creation'[14-17]. Moreover, academic research into AIGC is expanding, encompassing the development of AIGC technology and exploring its social impact and ethical implications[18].

In recent years, there has been a marked increase in the volume of research literature in AIGC[19], indicating that this field is becoming one of the hotspots in academia. For example, there has been a surge in the number of annual preprints published on arXiv under the computer science>artificial intelligence (cs.AI) category[20]; this is indicative of the elevated level of interest among researchers in this field of enquiry. Concurrently, research on AIGC is no longer confined to content generation in a single modality but is migrating towards multimodality.[21], In essence, it integrates diverse forms of content, including text, images, audio, and video, to produce more sophisticated and varied content. Despite the significant advancements in AIGC technology, ensuring the authenticity and compliance of generated content and preventing disinformation and abuse remain crucial challenges that necessitate attention in future developments[22].

As referenced in the preceding literature.[9-23]A thorough review of the extant literature reveals that AIGC represents not merely a technological innovation but a paradigm shift in content creation. This transformation has not only altered the modus operandi of content production but has also profoundly influenced various facets of society. Nevertheless, as AIGC technology finds widespread application, related ethical and regulatory concerns are set to assume an increasingly prominent role. Consequently, there is an urgent need to enhance regulatory frameworks and technological mechanisms designed to ensure the optimal development of AIGC technology. Future research will continue to concentrate on improving the performance of AIGC systems, expanding application scenarios, and addressing ethical and social issues.

1.1.2. Educational Sustainability Research

Education sustainability, designated as the fourth sustainable development goal (SDG 4) in the United Nations 2030 Agenda, provides inclusive and equitable quality education and promotes lifelong learning opportunities for all[1]. This goal underscores the significance of fundamental education, encompassing vocational, higher, and adult education, among other levels. It places a pronounced emphasis on the eradication of gender and wealth disparities. Despite some progress towards achieving SDG 4 globally, the pandemic has exerted an unparalleled impact on education systems, precipitating a substantial surge in the loss of educational resources across numerous countries. This phenomenon is particularly deleterious to already marginalised student demographics. To address these challenges, the international community must take more proactive and effective measures to accelerate the achievement of SDG 4. From a Chinese perspective, the country has responded positively to the global call, as evidenced by the 'Modernising Education in China 2035' initiative[24]. The proposal clearly outlines the utilisation of teaching what is learned and lifelong benefits as pivotal criteria for evaluating the advancement of education. It demonstrates a commitment to establishing an educational system that can accompany individuals throughout their lives, providing diverse learning opportunities and high-quality educational resources. Furthermore, the Chinese government recognises the strategic importance of higher education for the country's and society's long-term development. Consequently, it is continually exploring ways to promote the sustainable development of higher education through optimising resource allocation and strengthening the construction of the teaching staff. The development of information technology has led to digital transformation becoming one of the key factors in promoting educational reform. This helps to overcome the limitations of time and space, allowing more people to access high-quality teaching services[25].

Conversely, specific literary works have been observed to[26-30]; higher education has been identified as indispensable in achieving Sustainable Development Goal 4 (SDG 4) and addressing broader global challenges. As the primary institutions for knowledge creation and dissemination, universities must actively resolve environmental issues, social inequality, and related difficulties [31]. Nevertheless, it is necessary to cultivate a new generation of students who possess critical thinking skills and the capacity for innovation to respond to the demands of a rapidly changing world. However, this process is impeded by factors such as a paucity of financial resources and inadequate infrastructure. Particularly in sub-Saharan Africa, educational institutions frequently lack fundamental teaching facilities, including drinking water, electricity supplies, computer equipment and internet access[32].

Chinese and international research has fully recognised the urgency and complexity of education sustainability. Future work should focus on the following areas: first, further improvement to the relevant policy framework to ensure that all children receive a good start in life[33]; Secondly, more significant investment in teacher training is recommended to enhance their professionalism and service awareness[34]; Thirdly, emerging technologies are being utilised to expand the boundaries of education, particularly in the development of personalised solutions for the specific requirements of remote areas[35]; Fourthly, the cross-departmental collaboration mechanism must be strengthened to establish a joint force that can promote improvements in education quality and social progress[36]. In summary, we can only make significant progress towards developing a more inclusive, equitable and productive education system through concerted action across all sectors of society.

1.1.3. Research on the application of AIGC in educational sustainability

Despite the remarkable progress of AIGC technology worldwide, the application of this technology in education, especially in promoting educational sustainability (e.g. personalised learning to achieve the United Nations Sustainable Development Goal 4 (SDG4)), has been relatively understudied. Current research has paid little attention to how AIGC can narrow the educational gaps caused by geographical and economic differences and ensure that all students can benefit from high-quality educational resources. Moreover, extant research has been deficient in addressing potential negative ramifications of AIGC, including concerns regarding the authenticity of content and the diminution of students' capacity for independent thinking. Additionally, existing solutions are inadequate in comprehensively addressing salient issues pertinent to the educational implementation of AIGC, such as privacy protection and technology ethics.

Following the preceding background analysis, the role and challenges of AIGC-driven personalised learning in promoting educational sustainability have become an issue worthy of in-depth research. Firstly, AIGC can support the goals of SDG 4 on multiple levels. For example, by providing customised learning recommendations and resources, AIGC helps meet each student's individual learning needs, thereby improving the quality of education[10]. The generation of high-quality teaching content, such as e-textbooks and teaching videos, by AIGC, can enable more students to benefit from high-quality educational resources and narrow the academic gap caused by geographical location[37]. The advent of AIGC technology has the potential to transform educational environments, facilitating the creation of more interactive and immersive learning experiences. This technological advancement can stimulate students' interest in learning and encourage them to actively explore knowledge[38]. For adults, AIGC provides flexible learning programmes that facilitate the acquisition of new knowledge and skills and adapting to changes in their careers[39]. Nevertheless, the implementation of AIGC is accompanied by specific challenges. Concerns have been raised regarding the accuracy and reliability of the generated content. If the content is inaccurate or biased, it can adversely affect students' learning outcomes[40]. Conversely, excessive reliance on AIGC may diminish students' capacity for independent thinking, which is incompatible with cultivating fundamental literacy skills in innovation and problem-solving [41]. Moreover, issues such as technology integration, data and privacy protection, the changing role of teachers, and uneven

resource allocation also require attention[42]. These issues concern not only the healthy development of AIGC technology itself but also broader social issues, such as the fairness and effectiveness of education.

This study conducted an extensive literature review to address the shortcomings identified and promote further development in this field. Utilising a questionnaire data analysis method based on SWOT analysis, we will systematically collect and analyse feedback from students and their teachers from diverse backgrounds on using AIGC tools. This will ensure authenticity and compliance, avoid the spread of false information, and assess the role and challenges of AIGC in promoting educational sustainability. The study will employ a quantitative analysis of student questionnaire data combined with the analytic hierarchy process (AHP). Furthermore, this study will propose effective strategies to address issues in the educational application of AIGC, such as privacy protection and technology ethics, to ensure the safety and effectiveness of technology applications. Combining the goals of China's education modernisation in 2035, we explore how AIGC technology can help build a lifelong learning system that provides individuals with diverse learning opportunities and high-quality educational resources, promotes educational system reform, and promotes educational sustainability.

This study employed questionnaire data analysis to investigate the potential of AIGC technology in education and to propose specific measures for addressing the shortcomings of existing research. These measures aimed to contribute to developing a more inclusive, equitable, and efficient education system. The methodological choice allowed the study to achieve broader target group coverage while saving time and resources. It also ensured that the sample size was sufficiently large to support the validity of statistical inferences and guarantee the accuracy and reliability of subsequent data analysis. Reliability and validity tests on the questionnaire data enabled the study to confirm the effectiveness of the survey instrument and ensure the scientific validity and credibility of the research findings. Additionally, through descriptive and frequency analysis, we uncovered the statistical relationships between various variables and gained a deeper understanding of the specific impact of AIGC technology on the practice of educational sustainability. This study aims to promote the healthy development and broad application of AIGC technology in education for sustainability, mainly supporting personalised learning, enhancing educational inclusiveness, fairness, and quality, addressing challenges and risks, and driving education system reform.

1.2. AIGC-driven personalised learning mechanism

This paper explores how students utilise artificial intelligence to personalise their learning and to understand the mechanisms by which these two elements are coupled. The focus will be on the large language model (LLM) that underlies the currently more mainstream ChatGPT [43]. It is imperative to delve into the intricacies of AIGC's generation logic to ascertain how students can utilise these tools to formulate personalised learning experiences [44]. This has a positive effect on the sustainability of education.

LLM (Large Language Model) is an AIGC (Artificial Intelligence Generative Model) system employed for modelling and processing human language[44]. The appellation 'large' is attributed to the fact that these models generally comprise hundreds of millions or even billions of parameters that define the model's behaviour[45]; these parameters are pre-trained using a substantial amount of text data[46]. The underlying technology of LLM is known as the Transformer neural network, or simply Transformer[44].

In 2017, researchers at Google proposed Transformers in the renowned paper 'Attention is All You Need'. This paper introduced a novel approach to natural language processing (NLP) tasks, achieving unparalleled accuracy and speed[47]. The unique functions of Transformers have resulted in a significant enhancement to the capabilities of LLM[48]. It can be posited that the current generative AIGC revolution would not have been possible in the absence of Transformers[49].

As illustrated in Figure 1, the architecture of a Transformer-based Large Language Model (LLM) model consists of multiple components:

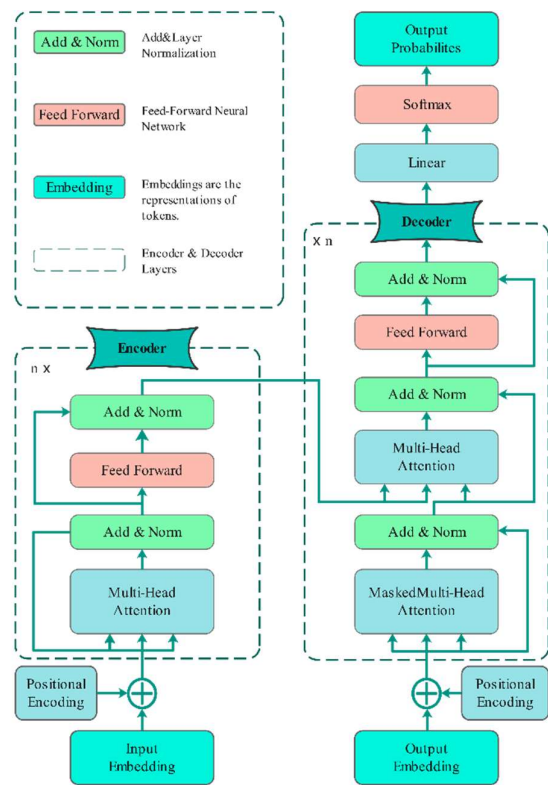


Figure 1. Transformer-based LLM model architecture

The comprehension of the architecture diagram of a large language model has been demonstrated to facilitate a more profound comprehension of the manner in which students utilise AIGC to facilitate personalised learning. Input Embeddings: The input text will be marked into smaller units, such as words or subwords, and each mark will be embedded into a continuous vector representation[50]. The purpose of this step is to capture both semantic and syntactic information about the input. Positional encoding: the positional information about the tags is added to the input embedding since the order of the tags is not naturally encoded by the converter[51]. The purpose of this step is to capture both semantic and syntactic information about the input. Positional encoding: the positional information about the tags is added to the input embedding since the order of the tags is not naturally encoded by the converter[52]. The Transformer architecture is predicated on utilising multiple encoder layers[53]. The self-attention mechanism and the feed-forward neural network constitute the two fundamental subcomponents of each encoder layer[54]. The Self-Attention Mechanism is a process which enables the model to measure the importance of different tokens in the input sequence by calculating an attention score[55]. This approach allows models to consider the dependencies and relationships between different tokens context-awarely [56]. Feed-forward neural networks are machine learning models that iteratively process data. Following the self-attention step, the feed-forward neural network is applied independently to each token[57]. The network incorporates fully connected layers with non-linear activation functions, thereby enabling the model to capture intricate interactions between tokens[58].In specific transformer-based models, an additional component known as a decoder is incorporated in addition to the encoder[59]. The decoder layer facilitates autoregressive generation, whereby the model can generate sequential output by focusing on previously generated tokens[60].Multi-Head Attention : Transformers typically utilise multiple heads, wherein the self-attention is executed concurrently with distinct learning attention weights[61]. This facilitates the model's capacity to capture diverse relationships whilst concurrently attending to the entirety of the input sequence. Layer Normalisation: Layer normalisation is implemented after each subcomponent or layer within the Transformer architecture. This stabilises the learning process and enhances the model's aptitude for generalisation across

disparate inputs[62]. The number of output layers in a transformer model depends on the task.[63]。 In language modelling, for instance, a linear projection is frequently employed, followed by a SoftMax activation, to generate the probability distribution of the subsequent token[64].

Based on the above, it is not difficult to understand that when students interact with large-scale model-based AIGC such as ChatGPT, they initiate a dynamically adapted learning loop system[65]. In this system, after a student starts asking a question to AIGC, ChatGPT will run based on a large language model (LLM) to provide initial answers and opinions[66]. As this learning loop continues, ChatGPT will continue to collect feedback from students, both positive and negative[67]; after processing this information using a large language model, ChatGPT will then continuously optimise the quality of the subsequent output content. At the same time, it will use a built-in reinforcement algorithm to output knowledge related to factors such as the student's feedback interests and learning progress, helping students to construct personalised learning[68]. In short, AIGC, based on a large language model (LLM), can drive highly personalised learning for students in education by integrating massive amounts of data after training[69]. During the personalised learning process driven by the AIGC, the AIGC acts as a transmitter of knowledge and a learning partner who can accompany students. By continuously collecting and analysing the learning behaviours provided by students, such as their learning interests, subjects and directions, AIGC constructs personalised learning for each student[70].

1.3. The current trend of Chinese college students using AIGC to drive personalised learning

Among universities in China, there has been a significant increase in the trend of students using AIGC artificial intelligence to generate content for personalised learning, especially in terms of usage and number of users[17].

In terms of use, personalised learning powered by AIGC has been widely used in many learning scenarios. For example, in essay writing, many students use AIGC to help them write essay reports, which improves efficiency, but also enhances the professionalism and logic of the writing[71]. Second, for programming courses, AIGC can help students solve some of the difficulties in programming and provide timely feedback to help students understand and master complex programming knowledge. Finally, art students also use AIGC to generate ideas, such as image processing and animation production, which allows students with less drawing skills to create[72].

The data shows a clear upward trend in the number of users. According to a survey of students nationwide initiated by the China Youth Daily, 84.8% of respondents have used AIGC[73]. In another study by the National Business Daily, nearly 60% of students surveyed said they had used the popular AIGC model, based on 370 valid questionnaires collected from more than 10 universities over five months [74]. Of these students, 26.76% are high-frequency users, using AIGC 1-2 times a week. And 5.95% of students use AIGC almost every day.

Not only that, but an article on the website The Economic Observer pointed out that almost all the students around them were using AIGC to help them with their homework. This widespread phenomenon is not limited to students in a particular year but extends throughout the university. Even first-year students who have just entered the university use AIGC to further their personalised learning[71].

However, we should also be aware that as more and more students use AIGC, it has raised some concerns. On the one hand, over-reliance on AIGC may lead to a decline in students' originality and critical thinking. On the other hand, students' integrity is called into question. For this reason, many Chinese universities have introduced policies to regulate the scope and proportion of AIGC use[75]. For example, the Student User Guide for Artificial Intelligence Generated Content states that directly generated content should not exceed 20% of the full text[76].

1.4. Research framework and research questions

Based on the above discussion, we propose a research framework (see Figure 2), based on which this study will start with the topic of the use of AIGC and students and focus on the content of the

study, using mixed research methods[77], Combined with the extensive literature review in the previous section[39,43,78-94]and SWOT analysis[95]questionnaires, collect and analyse data and conduct in-depth research into the role of AIGC-led personalised learning in promoting educational sustainability and its impact on students' cognition, learning experience and long-term development.

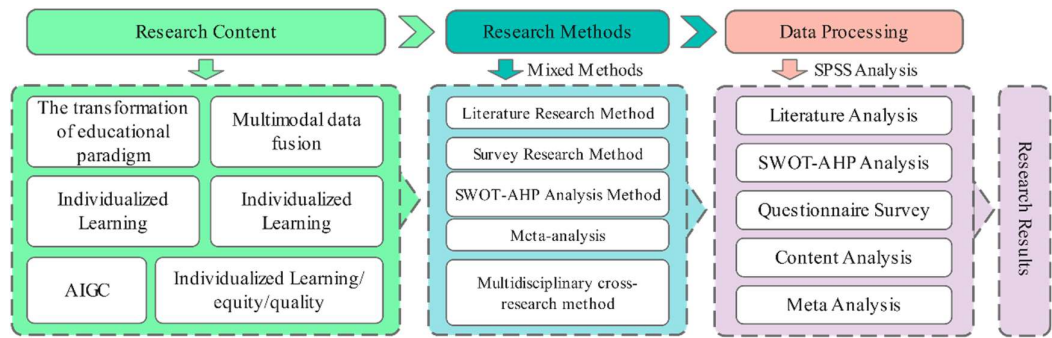


Figure 2. Research Framework.

This study aims to answer the following three key research questions.:

1. Are students aware of the contribution of AIGC-led personalised learning to the sustainability of education?
2. From the students' perspective, what are the specific ways personalised learning driven by the AIGC contributes to the sustainability of education?
3. What are the main challenges that AIGC-driven personalised learning poses for the sustainability of education from the student's point of view?

2. Materials and Methods

2.1. Research Methodology

To thoroughly explore the role and challenges of Artificial Intelligence Generated Content (AIGC)-driven personalised learning in promoting educational sustainability, this study decided to adopt a mixed research method of literature review and questionnaire survey (the questionnaire design is based on SWOT-AHP) to combine the advantages of these two research methods in the research design[96]. This method provides a broad understanding from a macro perspective and explores the relationship between individual student experiences and behaviours from a micro perspective, providing more comprehensive and detailed data and results for the study as a whole[97].

First, we will send more than 1,000 online questionnaires to students at Chinese universities. The questionnaire design will be based on the results of a preliminary literature review[39,43,78-94]. The SWOT analysis framework was also used to ensure that the content of the questionnaire design covered several key areas of AIGC technology application, such as personalised access to resources, the use of intelligent tutoring systems, and the changes in the quality of teaching and learning brought about by AIGC. At the same time, to ensure the quality and validity of the data, special attention was paid during the questionnaire design phase to avoid leading questions and to use different types of questions, such as multiple choice and scale questions, to improve the authenticity and completeness of the responses[98].

Secondly, we will conduct a detailed data analysis of the collected data. We will use SPSS version 28 statistical software for detailed data analysis. First, we will ensure the reliability and credibility of the data through reliability and validity analysis[99]. Secondly, descriptive statistical analysis is used to understand the essential characteristics of the sample[100]. Thirdly, by analysing multiple response frequencies,[100]To explore the attitudes and views of the Chinese university community towards

the use of AIGC-supported personalised learning and then to examine the specific contributions and challenges of AIGC-supported personalised learning to educational sustainability through exploratory factor analysis and, fourth, through the Analytic Hierarchy Process (AHP) combined with the four dimensions of SWOT analysis (Strengths, Weaknesses, Opportunities and Threats). The AHP analysis mainly uses the frequency and response rate of the options in the questionnaire to directly calculate the normalised weight, avoiding the complexity of the traditional pairwise comparison matrix and consistency testing steps to efficiently and accurately obtain the weight distribution[101].

Finally, based on the results of the above data analysis and through specific discussions, we will answer the three questions investigated in this research and conclude. This part of the content is not just a simple report of the data we have collected but a combination of literature analysis and actual data analysis to draw our conclusions and point out recommendations with practical significance[102]. For example, what is the specific attitude of the Chinese student group towards personalised learning through AIGC? If AIGC-based personalised learning helps improve students' learning efficiency, we will further explore the success factors. Conversely, suppose AIGC-based personalised learning has opposing challenges and impacts students' learning. In that case, we need to analyse the underlying reasons and consider how to improve and overcome these challenges.

2.2. Research samples

We conducted a study on the impact of Artificial Intelligence Generated Content (AIGC)-driven personalised learning on educational sustainability among Chinese college students, for which a detailed online questionnaire was specially designed. Data was collected through an online platform (<https://www.wjx.cn/>) provided by a professional third party, and the data access time was 11 October 2024. This study aims to comprehensively understand college students' experiences and the effectiveness of AIGC technology in learning and explore the challenges and opportunities this emerging technology may bring.

To ensure that the sample was broadly representative, we used a snowball sampling technique[103]; colleges and universities in different regions, levels and types across China were selected as sampling points, with a particular focus on the group of college students using Artificial Intelligence Generated Content (AIGC) technology in Chinese universities. Questionnaires were distributed to students at these schools via online and social media channels to students from different regions of China using AIGC. These users were then encouraged to recruit other students who met the research criteria to join their social networks. This strategy not only helped to reach a specific but widespread audience but also helped to improve the sample's diversity, coverage and representativeness [104].

Upon completing the survey, we collected 1,018 questionnaires, with 928 valid questionnaires, achieving an effective questionnaire response rate of 91.16%. This response rate reflects the participants' high awareness and support for this study and demonstrates the effectiveness of our questionnaire design and distribution strategy, which can provide a solid basis for subsequent data analysis. In the process of eliminating invalid questionnaires, we strictly screened according to pre-set criteria, including but not limited to checking whether the questionnaire was completed, whether there were logical inconsistencies, whether the time taken to complete the questionnaire was reasonable, etc., to ensure that each questionnaire entering the analysis stage had a high degree of authenticity and reliability. Specifically, we assessed the validity of the questionnaire based on the following points: Completeness: all required questions must be answered; for non-required questions, the importance is determined according to the project's needs. Submission time: Ensure the questionnaire submission time is within the official launch period, excluding early or late submissions. Response time: set a reasonable minimum and maximum response time, considering the length and complexity of the questionnaire. Response times that are too short or too long will be regarded as abnormal and eliminated[105].

Next, a specific analysis of the grade composition of the participants who responded to the questionnaire is presented. From the valid questionnaires that were returned, the grade distribution of the participants shows specific characteristics that provide a valuable perspective for understanding the attitudes and use of AIGC technology among students in different grade levels (N = 928). Figure 3 below shows the detailed grade distribution:

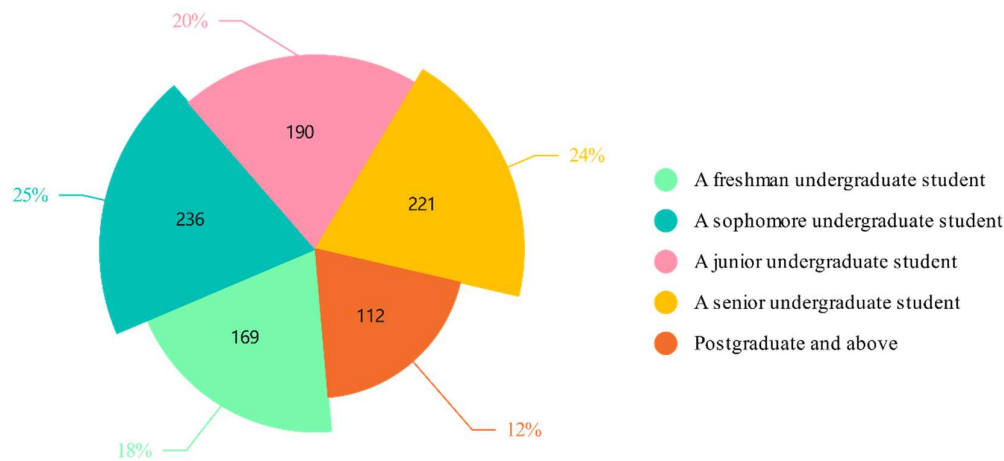


Figure 3. Composition of students in each grade (N = 928) .

2.3. Questionnaire Design

This study designed a questionnaire based on a SWOT analysis [106]to address existing research shortcomings and encourage further development. This methodology not only helped to achieve broader coverage of the target group but also saved time and money while ensuring that the sample size was large enough to support the validity of statistical inference and ensure the accuracy and reliability of subsequent data analysis. More importantly, we carefully designed the questionnaire's content through systematic literature review and analysis to ensure its scientific and targeted nature.

The design of the questionnaire was preceded by an extensive literature review covering the main theoretical and empirical findings on AIGC and its application in the field of education. This literature provided us with a solid theoretical foundation which helped us to define the specific dimensions of 'educational sustainability' - inclusiveness, equity and quality - and to establish operational definitions for these concepts. For example, inclusiveness is understood as the ability of AIGC to promote mutual understanding and cooperation between students from different cultural backgrounds; equity focuses on whether technology can reduce inequalities in educational opportunities due to various economic conditions; and quality refers to whether personalised learning pathways can effectively meet individual learning needs. Based on an extensive literature review, we constructed a multi-dimensional questionnaire covering the technical characteristics of AIGC and user perceptions, usage experiences, and potential impacts. On this basis, we carefully selected or adapted a set of representative questions to ensure that they reflect current research hotspots and practical application scenarios' challenges.

The questionnaire for this study was designed in two parts. We started with the research questions for this study and designed the first part of the questionnaire accordingly. That is, the first three Likert scale questions in the questionnaire were developed based on the question of whether students recognise the contribution of AIGC-based personalised learning to educational sustainability[107](Five responses: strongly agree, agree, neither agree nor disagree, disagree, strongly disagree, scored as 5, 4, 3, 2, 1 respectively). The second part aims to fully understand students' views on the contribution and challenges of AIGC-driven personalised learning to educational sustainability. In the second part of the questionnaire, we introduced the SWOT analysis

framework (see Table 1) [107]. Such a framework not only helps us identify what exactly is driving the business but also allows us to identify potential risks and opportunities for improvement. We have developed four questions from the SWOT analysis model: strengths, weaknesses, opportunities and threats[108], to Explore how students perceive the contribution and challenges of AIGC-led personalised learning to educational sustainability.

Table 1. SWOT Framework.

Strengths	Weaknesses
Organise and access learning resources more efficiently	Disruption of learning due to technical problems
Content that better matches individual interests and needs	Lack of face-to-face interaction
Significant improvement in equity in education	Difficulty in getting immediate help
Better stimulate interest and creativity in learning	Insufficiently rich or up-to-date learning content
Promotion of the concept of lifelong learning	Excessive demands on students' capacity for independent learning
Opportunities	Threats
Enhanced integration with other educational technologies	Privacy and data security issues
Provide more interdisciplinary learning resources.	High technology costs and maintenance
Add more interactivity and social features.	Resistance between teachers and students
Increasing the intelligence of algorithms to provide more accurate personalised advice	Lack of adequate technical support and training resources
Ensure the quality of continuously updated content	Algorithmic bias and fairness issues

The questionnaire for this study was designed using a two-stage methodology. Firstly, student attitudes were measured directly using carefully constructed scale questions, and secondly, a SWOT analysis framework was used for more detailed exploration. By creating a questionnaire structure in this way, the whole questionnaire is focused and flexible enough to respond to complex real-life situations, providing strong support for understanding and promoting AIGC-led personalised learning. See Table 2 for the specific questionnaire:

Table 2. Initial items of the questionnaire.

serial number	Description of the problem	Option type	options (as in computer software settings)
1	Inclusiveness for educational sustainability: AIGC-driven personalised learning helps students from different countries and regions adapt to various cultural and linguistic backgrounds and helps students from diverse backgrounds better understand multiple fields and disciplines.	single question	Strongly disagree ○ 1 2 3○○○○ 5 4Strongly agree
2	Equity in Educational Sustainability: AIGC-driven personalised learning can help students from different family economic situations to access	single question	Strongly disagree ○ 1 2 3○○○○ 5 4Strongly agree

	educational resources more equitably.		
3	Quality of educational sustainability: AIGC-driven personalised learning provides individualised learning paths based on your needs and enhances your learning quality.	single question	Strongly disagree ○ 1 2 3○○○○ 5 4Strongly agree
4	What are the advantages of using AIGC-driven personalised learning over traditional learning methods?	multiple-choice question	<input type="checkbox"/> A. more efficient organisation of and access to learning resources <input type="checkbox"/> B. content that better matches individual interests and needs <input type="checkbox"/> C. significant improvement in educational equity <input type="checkbox"/> D. better stimulation of interest and creativity in learning <input type="checkbox"/> E. promotion of the concept of lifelong learning
5	What challenges or inconveniences have you encountered in using AIGC-driven personalised learning?	multiple-choice question	<input type="checkbox"/> A. Interruption of learning due to technical problems <input type="checkbox"/> B. Lack of face-to-face communication <input type="checkbox"/> C. Difficulty in getting immediate help <input type="checkbox"/> D. Insufficiently rich or up-to-date learning content <input type="checkbox"/> E. High demand for students' self-directed learning skills
6	How do you think AIGC-driven personalised learning should evolve to better serve students in the future?	multiple-choice question	<input type="checkbox"/> A. Enhance integration with other educational technologies <input type="checkbox"/> B. Provide more cross-disciplinary learning resources <input type="checkbox"/> C. Add more interactive and social features <input type="checkbox"/> D. Improve the intelligence of algorithms to provide more accurate and personalised advice <input type="checkbox"/> E. Ensure the quality of continuously updated content
7	In your opinion, what are the main factors preventing the widespread adoption of AIGC-driven personalised learning?	multiple-choice question	<input type="checkbox"/> A. Privacy and data security issues <input type="checkbox"/> B. High technology costs and maintenance <input type="checkbox"/> C. Resistance among teachers and students <input type="checkbox"/> D. Lack of adequate technical support and training resources <input type="checkbox"/> E. Algorithmic bias and fairness issues

8	Background information (qualitative): What study stage are you currently in?	single question	○A. First-year undergraduate ○ B. Second-year undergraduate ○ C. Third- year undergraduate ○ D. Fourth-year undergraduate ○ E. Graduate student and above
---	--	--------------------	---

2.4 Questionnaire feedback and data processing

After the survey was completed, we collected the questionnaires from the respondents and successfully recovered 928 valid questionnaires, giving an effective recovery rate of 92.8%. The data obtained were verified, confirmed and entered into SPSS software version 28. To ensure the quality of the data, we first verified and confirmed the questionnaires, eliminating any invalid samples that could affect the accuracy of the results.

The cleaned data were then imported into SPSS software version 25 for analysis. A reliability and validity analysis was first conducted to assess the reliability and validity of the questionnaire [108], followed by a descriptive statistical analysis summarising the essential characteristics of the sample[109]. This was followed by a descriptive statistical analysis summarising the crucial characteristics of the sample[110]. A multiple response frequency and exploratory factor analysis were then carried out, showing the number of times each option was selected and its proportion, which helps to understand the differences between the different categories[111]. Finally, an Analytic Hierarchy Process (AHP) calculation was performed to assess the relative importance of other options in the four dimensions of Strengths, Weaknesses, Opportunities and Threats (SWOT).

2.4.1. Reliability and validity analysis

According to the Cronbach's alpha coefficient table data presented in Table 3, the Cronbach's alpha coefficient of the scale is 0.735 both before and after standardisation, indicating that both meet the standard of good reliability.

Table 3. Cronbach's α coefficient table (N = 928)

Cronbach's α coefficient	Standardised Cronbach's alpha coefficient	item count (of a consignment etc.)	sample size
0.735	0.735	3	928

A total of 928 valid questionnaires and a relatively large sample size helped improve the stability and reliability of the reliability assessment. The calculated Cronbach's alpha coefficient of 0.735 is already entirely satisfactory for a scale with only three questions.

We then performed a statistical summary of the deleted analysis items. According to Table 4, the statistical summary of the deleted analysis items, we first observed the average value after each item was deleted. We can see that the mean values of the three items "sustainability of education" (7.694), "equity of sustainability of education" (7.633), and "quality of sustainability of education" (7.635) are all high and similar, indicating that the respondents' positive evaluation of AIGC-driven personalised learning in each dimension of educational sustainability is relatively consistent. Secondly, the variance data (3.926 to 4.04) show that the variance of the scale fluctuates less after each item is deleted, indicating that the degree of dispersion or variation in the scale does not change after an item is deleted. This supports the stability and reliability of the scale in measuring the same.

Table 4. Delete analysis item statistics summary

Average value after	Variance after	Correlation of deleted items	Cronbach's alpha coefficient
------------------------	-------------------	---------------------------------	---------------------------------

	deletion of entries	deletion of terms	with the total after deletion of items	after deletion of terms
1. Inclusiveness for educational sustainability: AIGC-driven personalised learning helps students from different countries and regions adapt to various cultural and linguistic backgrounds and allows students from diverse backgrounds to better understand multiple fields and disciplines.	7.694	3.926	0.559	0.648
2. Equity in Educational Sustainability: AIGC-driven personalised learning can help students of different family economic statuses access educational resources more equitably.	7.633	3.939	0.565	0.64
3. Quality of educational sustainability: AIGC-driven personalised learning provides a personalised learning path based on your individual needs and enhances the quality of your education.	7.635	4.04	0.55	0.658

We then interpret the total variance component (see Table 5). The data presented in the interpretation of the total variance component of the validity analysis provide key information on the eigenvalues of the principal components, the percentage of variance explained and their cumulative percentage.

Table 5. Total variance explained

Total Variance Explained						
ingredient	characteristic root			Post-rotation variance explained		
	characteristic root	Explanation of variance (%)	Cumulative percentage (%)	characteristic root	Explanation of variance (%)	Cumulative percentage (%)
1	1.96	65.337 per cent	65.337 per cent	1.96	65.337 per cent	65.337 per cent
2	0.531	17.702 per cent	83.039 per cent			
3	0.509	16.961 per cent	100%			

The variance interpretation ratio measures the extent to which each principal component contributes to the total. It indicates the magnitude of the role of the principal component when the data is varied. It then reflects the proportion of the total variance in the data that a principal component can explain, which helps determine the number of principal components to retain. When interpreting the eigenroot of Component 1, which is 1.96, its variance interpretation rate is as high as 65.337%, and the cumulative percentage is also 65.337%. This means that component 1 accounts for most of the data variation that can be explained in the dataset. The eigenvalues of component 3 are 0.530.9, their variance interpretation rates are 17.02% and 16.961%, respectively, and the cumulative percentages reach 83.039% and 100%, respectively. Although components 2 and 3 are not as important as component 1, they also play a significant role in explaining the variation in the data.

Overall, these three principal components explain the dataset (with a cumulative percentage of 100%), indicating that factor analysis is adequate and that the extracted principal components reflect the information in the original data. In particular, the high variance explained by Component 1 indicates that it is the most critical factor in the data set and is worthy of further in-depth study.

Finally, the table of factor load coefficients is a tool for assessing validity (see Table 6). By examining the factor load coefficients and the commonality (common factor variance) after rotation, we can gain an in-depth understanding of the loading of each observed variable on the potential factors, thereby verifying the rationality of the scale design and the stability of the factor structure.

Table 6. Factor loading coefficient table

Table of factor loading coefficients after rotation		
	Post-rotation factor loading coefficients	Commonality (common factor variance)
	Factor 1	
1. Inclusiveness for educational sustainability: AIGC-driven personalised learning helps students from different countries and regions adapt to various cultural and linguistic backgrounds and allows students from diverse backgrounds to better understand multiple fields and disciplines.	0.809	0.654
2. Equity in Educational Sustainability: AIGC-driven personalised learning can help students of different family economic statuses access educational resources more equitably.	0.813	0.662
3. Quality of educational sustainability: AIGC-driven personalised learning provides a personalised learning path based on your individual needs and enhances the quality of your education.	0.803	0.644

Specifically, the rotated factor loadings reflect the strength of the association between the observed variables and their corresponding factors. In this example, factor 1 covers the three key aspects of educational sustainability: sustainability, equity and quality. The loadings of the observations are all high, at 0.809, 0.813 and 0.803, respectively, all above the commonly accepted threshold of 0.5. These variables have a substantial load on 1, i.e. they can effectively reflect the broad characteristics of educational sustainability represented by factor 1. The degree of commonality (common factor) indicates the extent to which the observations are explained by their potential factors. In this case, the commonalities are 0.654, 0.662 and 0.644, all close to or above 0.5, further confirming the power of Factor 1 on these observed variables. A high degree of commonality means that most of the information in the observed variables can be captured by their corresponding factors, indicating internal consistency and construct validity.

2.4.2 Descriptive analysis

According to the descriptive statistics in Table 7, a descriptive statistical analysis was conducted on the three variables 'inclusiveness of education for sustainability', 'equity of education for sustainability' and 'quality of education' in the study, using 928 sample data in the context of personalised learning driven by motivation. The sample size for each variable is 928, ensuring the data analysis's adequacy and representativeness. The rating system uses a 5-point Likert scale (strongly disagree to agree) covering the lowest to highest rating range firmly.

Table 7. Descriptive analysis of scale questions (N = 928)

variable name	sample size	maximum values	minimum value	average value	(statistics) standard deviation	median	variance (statistics)	kurtosis	skewness	Coefficient of variation (CV)
1. Inclusiveness for educational sustainability: AIGC-driven personalised learning helps students from different countries and regions adapt to various cultural and linguistic backgrounds and helps students from diverse backgrounds better understand multiple fields and disciplines.	928	5	1	3.787	1.169	4	1.368	-0.089	-0.873	0.309
2. Equity in Educational Sustainability: AIGC-driven personalised learning can help students of different family economic statuses access educational resources more equitably.	928	5	1	3.848	1.159	4	1.344	0.136	-0.976	0.301
3. Quality of educational sustainability: AIGC-driven personalised learning provides a personalised learning path based on your individual needs and	928	5	1	3.846	1.145	4	1.311	0.066	-0.928	0.298

enhances the
quality of your
learning.

The mean scores for sustainability inclusiveness and fairness were 3.787 and 3.8846, respectively, close to the upper middle of the scale, indicating that the respondents rated AIGC-led personalised learning positively regarding the different dimensions of educational sustainability. The standard deviations were 1.169, 1.159 and 1.145, respectively, indicating some dispersion in the distribution, but the degree of dispersion was relatively small, indicating that the respondents' evaluations were relatively concentrated and there were no extremes. 4 This further confirms the trend reflected in the mean, i.e. a higher rating by most respondents. The standard deviation reflects the degree of dispersion of the data. Its values (inclusiveness 1.368, fairness 1.344, quality 1.311) mirror the standard deviation results, indicating that the data distribution is relatively concentrated. The kurtosis values are -0.089, 0.136 and 0.066, respectively, all close to 0 and close to a normal distribution, with no apparent peaks or troughs. The skewness values are -0.873, -0.976 and -0.928, respectively, all of which are negative and have large absolute values, indicating that the data distribution is skewed to the left, with the frequency of low scores slightly higher than that of high scores but overall still within an acceptable range. The coefficients of variation (CV) are 0.309, 0.301 and 0.298, respectively, all of which are less than 0.5, indicating that the degree of dispersion of the data is relatively small compared to the mean and that the consistency of the ratings is high.

2.4.3 Multiple Response Frequency Analysis

Table 8 shows the Multiple Response Frequency Analysis table, which shows the frequency distribution of the options, including the number of cases, the response rate and penetration rate, and the significance P value. The response rate is the proportion of all options selected for each option in a multiple-choice question. For example, if 10 people answer a multiple choice question, but 36 options are chosen, of which 8 are option a, the response rate for a = 8/36. The popularity rate is the proportion of each option selected for the valid sample. For example, if 10 people answer a multiple choice question with 8 options, of which 8 are option a, the popularity rate for a = 8/10—both the response rate and the popularity rate focus on analysing the higher-order items.

Table 8. Multiple Response Frequency Analysis Table (N = 928)

multiple-choice question	N (count)	Response rate (%)	Penetration rate (%)	X ²	P
4. Advantages Related Questions (Quantitative) What are the advantages of using AIGC-driven personalised learning over traditional learning methods? (Multiple choice) (A. More efficient organisation and access to learning resources)	589	6.382 per cent	63.47 per cent	425.673	0.000***
4 (B. Content more in line with individual interests and needs)	555	6.014 per cent	59.806 per cent		
4 (C. Significantly improving equity in education)	557	6.035 per cent	60.022 per cent		
4 (D. Better stimulate interest and creativity in learning)	514	5.569 per cent	55.388 per cent		
4 (E. Promoting the concept of lifelong learning)	452	4.898 per cent	48.707 per cent		
5. Disadvantage Related Questions (Quantitative) What challenges or inconveniences have you encountered	425	4.605 per cent	45.797 per cent		

using AIGC-driven personalised learning? (Multiple choice) (A. Interruptions in learning due to technical issues)			
5 (B. Lack of a sense of face-to-face interaction)	269	2.915 per cent	28.987 per cent
5 (C. Difficulty in obtaining immediate help)	507	5.494 per cent	54.634 per cent
5 (D. Learning is not sufficiently wealthy or up-to-date)	536	5.808 per cent	57.759 per cent
5 (E. Student self-directed learning skills are too demanding)	268	2.904 per cent	28.879 per cent
6. Opportunity-related questions (quantitative): How should AIGC-driven personalised learning evolve to serve students better? (Multiple choice) (A. Increased integration with other educational technologies)			
6 (B. Providing more interdisciplinary learning resources)	494	5.353 per cent	53.233 per cent
6 (C. Adding more interactivity and social features)	479	5.19 per cent	51.616 per cent
6 (D. Improving the intelligence of algorithms to provide more accurate personalised advice)	357	3.868 per cent	38.47 per cent
6 (E. Ensuring the quality of continuously updated content)	345	3.738 per cent	37.177 per cent
7. Threat-Related Questions (Quantitative): What factors prevent the widespread adoption of AIGC-driven personalised learning? (Multiple choice) (A. Privacy and data security issues)			
7 (B. High technology costs and maintenance)	548	5.938 per cent	59.052 per cent
7 (C. Resistance between teachers and students)	412	4.464 per cent	44.397 per cent
7 (D. Lack of adequate technical support and training resources)	471	5.103 per cent	50.754 per cent
7 (E. Algorithmic bias and fairness issues)	421	4.562 per cent	45.366 per cent
(grand) total	9229	100%	994.504 per cent

Note: ***, **, * represent 1 per cent, 5 per cent and 10 per cent significance levels, respectively.

First, there is a consensus among the dominant participants that AIGC-driven personalised learning has apparent advantages in terms of efficient organisation and access to learning resources (63.47% penetration rate), content that is more in line with personal interests and needs (59.806% penetration rate), and significantly improved equity in education (60.022% penetration rate). These benefits are highly statistically significant ($p < 0.001$), indicating recognition. In addition, better stimulation of interest in learning and creativity (55.388% penetration rate) and promotion of lifelong learning (48.707% penetration rate) are also essential benefits; although the penetration rates are slightly lower, they are also statistically significant.

In terms of disadvantages, interruptions in learning due to technical problems (45.797% prevalence) were the main challenge faced by participants, followed by difficulties in getting immediate help (54.634% prevalence) and insufficiently rich or updated learning content (57.759% prevalence). These disadvantages are also statistically significant and reflect some problems with the practical application of Driven Personalised Learning. In contrast, the lack of a sense of personal interaction (28.987% prevalence) and the high demands on students' ability to learn independently (28.879% prevalence) are also challenges, but the prevalence rates are relatively low, and the statistical significance may be weak.

Regarding opportunities, participants believe that strengthening integration with other educational technologies (69.289% penetration rate) is the most important direction for future AIGC-supported personalised learning that integrates meaning. Providing more interdisciplinary learning resources (53.233% penetration rate) and increasing interactivity and social functions (51.616% penetration rate) are essential development directions. Although improving the level of intelligence of algorithms (38.4% penetration rate) and ensuring continuous updates (37.177% penetration rate) were also mentioned, the relatively low penetration rates may reflect the relatively low expectations of the participants or a certain level of satisfaction with the intelligence of the technology and the quality of the content.

Regarding threats, high technical costs and maintenance fees (59.052% prevalence) are the main factors hindering the widespread use of AIGC-based personalised learning. In addition, privacy and data security issues (41.703% prevalence), teacher and student emotions (44.397% prevalence), lack of support and training resources (50.754% prevalence), and algorithmic bias and fairness issues (45.366% prevalence) are also essential threats. These statistically significant factors indicate barriers to adopting AIGC-based personalised learning.

Table 9. KMO test and Bartlett's test

KMO test and Bartlett's test		
Bartlett's test of sphericity	KMO value	0.627
	approximate chi-square (math.)	2609.854
	df	190
	P	0.000***
Note: ***, **, * represent 1 per cent, 5 per cent and 10 per cent significance levels, respectively.		

The results of the KMO test in Table 9 show that the KMO value is 0.627. At the same time, the results of the Bartlett sphericity test show that the significance p-value is 0.000***, which is significant at this level. This rejects the null hypothesis; the variables are correlated, so the factor analysis is valid. The questionnaire's data structure is valid and can be used for the subsequent factor analysis.

Table 10 below shows the factor loadings, which can be used to analyse the importance of the hidden variables in each principal component. Suppose we have identified n factors. Factors i with significant factor loadings for a, b, c and d can be assigned to an element (which can be renamed for clarity).

Table 10. Factor loading coefficient table

Table of factor loading coefficients after rotation					
	Post-rotation factor loading coefficients				Commonality (common factor variance)
	Factor 1	Factor 2	Factor 3	Factor 4	
4. Advantages Related Questions (Quantitative) What are the advantages of using AIGC-driven personalised learning over traditional learning methods? (Multiple	-0.281	0.019	-0.011	0.666	0.523

choice) (A. More efficient organisation and access to learning resources)					
4 (B. Content more in line with individual interests and needs)	-0.049	-0.026	0.089	-0.669	0.458
4 (C. Significantly improving equity in education)	0.619	0.051	0.008	0.047	0.388
4 (D. Better stimulate interest and creativity in learning)	0.077	-0.038	0.029	0.626	0.4
4 (E. Promoting the concept of lifelong learning)	0.553	0.004	-0.021	-0.01	0.306
5. Disadvantage Related Questions (Quantitative) What challenges or inconveniences have you encountered using AIGC-driven personalised learning? (Multiple choice) (A. Interruptions in learning due to technical issues)	0.077	0.691	-0.009	0.065	0.488
5 (B. Lack of a sense of face-to-face interaction)	-0.229	-0.561	-0.07	-0.155	0.395
5 (C. Difficulty in obtaining immediate help)	0.475	0.399	0.066	0.137	0.407
5 (D. Learning is not sufficiently wealthy or up-to-date)	0.268	-0.621	0.002	0.101	0.468
5 (E. Student self-directed learning skills are too demanding)	-0.145	0.565	-0.027	-0.162	0.367
6. Opportunity-related questions (quantitative): How should AIGC-driven personalised learning evolve to serve students better? (Multiple choice) (A. Increased integration with other educational technologies)	0.279	-0.012	-0.321	0.056	0.184
6 (B. Providing more interdisciplinary learning resources)	0.566	-0.05	0.11	-0.031	0.336
6 (C. Adding more interactivity and social features)	0.085	0.04	0.588	-0.16	0.381
6 (D. Improving the intelligence of algorithms to provide more accurate personalised advice)	0.158	-0.001	-0.636	0.112	0.443
6 (E. Ensuring the quality of continuously updated content)	0.492	-0.07	0.423	-0.048	0.428
7. Threat-Related Questions (Quantitative): What factors prevent the widespread adoption of AIGC-driven personalised learning? (Multiple choice) (A. Privacy and data security issues)	0.001	0.075	0.439	0.2	0.238
7 (B. High technology costs and maintenance)	0.036	0.000	-0.518	-0.219	0.317
7 (C. Resistance between teachers and students)	-0.323	-0.061	0.322	0.247	0.273
7 (D. Lack of adequate technical support and training resources)	0.685	-0.041	-0.087	-0.099	0.488
7 (E. Algorithmic bias and fairness issues)	0.725	-0.038	-0.107	-0.044	0.541

In exploratory factor analysis, the rotated factor loadings table provides key information revealing the relationship between variables and potential factors. An in-depth study of this table

provides an accurate interpretation and understanding of the AIGC-driven factor structure across the four dimensions of strengths, weaknesses, opportunities and threats.

2.4.4 SWOT-AHP Analysis

To explore the role and challenges of AIGC-driven personalised learning in promoting educational sustainability, this study conducted a SWOT-AHP analysis of questions 4 to 7 of the questionnaire. This study used a normalised weight instead of a comparison matrix, mainly based on data collection methods and computational efficiency considerations. The questionnaire directly provides the frequency and response rate of the options, which already reflects the relative importance of the options, so there is no need to make a subjective comparison by constructing a comparison matrix. Normalised weighting is more concise and efficient as it can directly generate weights based on response and prevalence rates. This avoids the computational complexity and consistency checking steps of the comparison matrix when there are many options, making it more suitable for processing large amounts of questionnaire data and deriving weighting results. The specific steps are:

(1) Internal factor weight calculation

For each option under each SWOT dimension (Strengths S, Weaknesses W, Opportunities O and Threats T), the relative weight is determined by standardisation based on popularity (i.e. the percentage of effective samples selecting that option):

$$W_{ij} = \frac{PR_{ij}}{\sum_{k=1}^n PR_{ik}} \times 100\% \tag{1}$$

Example: Option A has a popularity of 63.47% on the Advantages dimension and a total popularity of 287.40%. Its internal weight is:

$$W_{s,A} = \frac{63.47\%}{287.40\%} \times 100\% = 22.08\% \tag{2}$$

(2) SWOT category weight calculation

The overall importance is determined based on the proportion of total responses in each dimension:

$$W_i = \frac{N_i}{N_{\text{总}}} \times 100\% \tag{3}$$

Example: The total number of responses for the benefit dimension is 2,667, and the total number of responses for the sample is 9,229. The weight of the main category is:

$$W_s = \frac{2,667}{9,229} \times 100\% = 28.89\% \tag{4}$$

(3) Comprehensive priority ranking

Combine the internal weights with the category weights to calculate the global priority:

$$\text{Comprehensive weight}_j = W_i \times \frac{W_{ij}}{100\%} \tag{5}$$

Example: The combined weight of opportunity A (technology integration) is:

$$25.11\% \times 29.15\% = 7.32\% \tag{6}$$

(4) Results and analysis

Table 11. Strengths

options (as in computer software settings)	Count (N)	Penetration rate (%)	Internal weighting (%)
A	589	63.47	22.08
B	555	59.81	20.80
C	557	60.02	20.88

options (as in computer software settings)	Count (N)	Penetration rate (%)	Internal weighting (%)
D	514	55.39	19.27
E	452	48.71	16.95
(grand) total	2,667	287.40	100.00

Table 12. Weaknesses

options (as in computer software settings)	Count (N)	Penetration rate (%)	Internal weighting (%)
A	425	45.80	21.20
B	269	28.99	13.42
C	507	54.63	25.28
D	536	57.76	26.74
E	268	28.88	13.37
(grand) total	2,005	216.06	100.00

Table 13. Opportunities

options (as in computer software settings)	Count (N)	Penetration rate (%)	Internal weighting (%)
A	643	69.29	27.73
B	494	53.23	21.30
C	479	51.62	20.65
D	357	38.47	15.40
E	345	37.18	14.88
(grand) total	2,318	249.79	100.00

Table 14. Threats

options (as in computer software settings)	Count (N)	Penetration rate (%)	Internal weighting (%)
A	387	41.70	17.28
B	548	59.05	24.47
C	412	44.40	18.42
D	471	50.75	21.02
E	421	45.37	18.80
(grand) total	2,239	241.27	100.00

Table 15. SWOT Category Weight Table

dimension (math.)	Total number of responses (N)	Weighting of broad categories (%)
Strengths (S)	2,667	28.89
Weaknesses (W)	2,005	21.73
Opportunities (O)	2,318	25.11
Threat (T)	2,239	24.26
(grand) total	9,229	100.00

Table 16. Comprehensive priority top 5 ranking table

rankings	considerations	SWOT dimension	Weighting of broad categories (%)	Internal weighting (%)	Combined weight (%)
1	Opportunity A (technology integration)	O	25.11	27.73	6.97

rankings	considerations	SWOT dimension	Weighting of broad categories (%)	Internal weighting (%)	Combined weight (%)
2	Strength A (efficient resources)	S	28.89	22.08	6.38
3	Strength C (Educational Equity)	S	28.89	20.88	6.03
4	Strength B (Not Specified)	S	28.89	20.80	6.01
5	Threat B (High Cost)	T	24.26	24.47	5.94

(5) Statistical validation

Chi-square test of the distribution of options for the dominant dimension The result of the significance test is:

$$X^2 = 425.673, p < 0.001$$

Indicates that the difference in option choice is highly statistically significant. Consistency of weights: The sum of the weights within all dimensions is 100%, and the sum of the weights of the main categories is 100%. There is no cumulative error in the calculation process.

Verification of the response rate: The response rates for the high-weight options (e.g. Opportunity A, Advantage A) (69.29%, 63.47%) are significantly higher than the average, supporting the rationality of their priority.

3. Results

3.1 Are students aware of the contribution of AIGC-led personalised learning to the sustainability of education?

According to the survey results, AIGC (artificial intelligence-generated content)-driven personalised learning is widely perceived by students as conducive to educational sustainability. Specifically, in the reliability analysis, the Cronbach's alpha coefficient was 0.735, indicating that the scale has good internal consistency. This result not only reflects the effectiveness of the questionnaire design but also suggests that respondents have a high degree of recognition of the questionnaire's content. The descriptive statistical analysis shows that for the three dimensions of educational sustainability, inclusiveness, fairness and quality, the average scores given by the respondents were 3.787, 3.848 and 3.846, respectively (based on a 5-point Likert scale). These scores are close to the upper middle of the scale, indicating that respondents have a favourable view of AIGC-led personalised learning in terms of the dimensions of educational sustainability.

According to the survey results, AIGC (artificial intelligence-generated content)-driven personalised learning is widely perceived by students as conducive to educational sustainability. Specifically, in the reliability analysis, the Cronbach's alpha coefficient was 0.735, indicating that the scale has good internal consistency. This result not only reflects the effectiveness of the questionnaire design but also suggests that respondents have a high degree of recognition of the questionnaire's content. The descriptive statistical analysis shows that for the three dimensions of educational sustainability, inclusiveness, fairness and quality, the average scores given by the respondents were 3.787, 3.848 and 3.846, respectively (based on a 5-point Likert scale). These scores are close to the upper middle of the scale, indicating that respondents have a favourable view of AIGC-led personalised learning in terms of the dimensions of educational sustainability.

3.2 From the students' perspective, what are the specific ways personalised learning driven by the AIGC contributes to the sustainability of education?

According to the questionnaire survey on the strength dimension and the SWOT-AHP analysis, students believe that AIGC-led personalised learning has promoted educational sustainability in the following aspects

- Efficient acquisition and organisation of learning resources

The option "more efficient organisation and acquisition of learning resources" has a popularity rate of 63.47% and ranks high in internal weight (22.08%), indicating that students believe that technology can quickly integrate and present a wealth of learning resources, thereby improving learning efficiency.

- Personalised content adaptation

The popularity of the option "Content that is more relevant to personal interests and needs" is regarding%, reflecting students' recognition of personalised learning paths and content customisation, which they believe will help improve the learning experience and outcomes.

- Promoting educational equity

Significantly improve educational equity' received a popularity rate of 60.022%, indicating that students believe that AIGC can overcome the problem of uneven distribution of traditional educational resources, so that students from different families and backgrounds have more equal access to education.

- Stimulating interest and creativity in learning

Although the popularity rate is slightly lower (about 55.39%), it still shows that students positively evaluate AIGC in stimulating learning interest and creative thinking.

- Promoting the concept of lifelong learning

About 48.71% of the students believe that AIGC helps promote lifelong learning, which reflects the expectation of the future continuous learning model.

From the overall assessment of 'educational sustainability', the questionnaire reflects positive effects in the three dimensions of inclusiveness, fairness and quality, constituting the students' specific perception of personalised learning promoting educational sustainability.

3.3 What are the main challenges that AIGC-driven personalised learning poses for the sustainability of education from the student's point of view?

Questionnaires and SWOT-AHP analyses revealed the following key challenges for personalised learning that may affect the further promotion of the AIGC driver and factors that negatively impact the sustainability of the training:

- Technical stability and immediate support issues

Interruptions in learning due to technical problems: The popularity rate was 45.80%, indicating that students encounter technical failures or instability during actual use, quickly interrupting learning. Difficulty getting immediate help: The prevalence rate was 54.63%, indicating that students do not receive timely and effective technical or teacher support when encountering problems.

- Insufficient updating and richness of content

The prevalence rate of the option "The learning content is not rich or updated promptly" was 57.76%, indicating that students have high demands for the diversity and timeliness of the content on the personalised learning platform, which may also limit the improvement of the quality of education.

- High technical costs and maintenance fees

In the threat dimension, 'high technical costs and maintenance fees' received a popularity rating of 59.05% (internal weight of 24.47%), reflecting students' concerns that the economic pressures of technical investment and subsequent maintenance may limit the widespread use of personalised learning.

- Issues of data security, privacy and teacher-student relationships

Privacy and data security issues, teacher-student resistance and lack of adequate technical support and training resources each had a popularity rate of around 41% to 50%, indicating that students are concerned about data protection, interaction and technical training. In addition, algorithmic bias and fairness are also a concern for some students (with a popularity rate of around 45.37%), suggesting the potential risk of unfairness in personalised recommendations and automated decision-making.

Students believe that while AI-driven personalised learning offers convenience and efficiency, it still faces challenges regarding technical reliability, timely content updates, cost pressures, data security and support services. If these issues are not effectively addressed, they could hurt the sustainability of education.

4. Discussion

Based on 928 valid questionnaires, this study explores the role and challenges of AIGC-led personalised learning in promoting educational sustainability. Overall, the data show that students favour AIGC in improving education's inclusiveness, equity and quality. For example, among the strength dimensions, 'more efficient organisation and access to learning resources' achieved a popularity rate of 63.47%, while 'content that better matches individual interests and needs' and 'significant improvement in the fairness of education' achieved 59.81% and 60.02% support respectively. Factor analysis also shows that the load factor of these three indicators is between 0.803 and 0.813, confirming the questionnaire's internal consistency and structural validity. This indicates that AIGC technology can effectively promote cross-cultural communication, reduce educational inequality caused by family economic differences, and improve the quality of teaching through personalised adaptation.

At the same time, the survey revealed several pressing issues that need to be addressed. 45.80% of respondents reported 'interrupted learning due to technical problems', while 54.63% reported 'difficulty in getting immediate help', suggesting that system stability and timely response mechanisms must be improved. In addition, 'lack of face-to-face communication' has a penetration rate of only about 28.99%, suggesting that online platforms cannot fully replace traditional modes of communication regarding teacher-student interaction. Regarding data security, 41.70% of respondents expressed privacy concerns, which aligns with the current reality of the widespread collection of personal information and requires relevant companies and regulators to strengthen control measures simultaneously. Regarding opportunities, the data analysis shows that 'increasing integration with other educational technologies' has the highest support, with an internal weight of 27.73% and a category weight of 25.11%. This reflects students' expectation that there will be more integrated cross-platform and cross-disciplinary applications to enrich the learning experience further and update content. In contrast, the support rates for other options are relatively low, suggesting that there is room for improvement regarding users' current requirements for intelligent technology and continuous content updates.

5. Limitations

Although this study has achieved some results in exploring the role and challenges of AIGC (artificial intelligence-generated content)-driven personalised learning in promoting educational sustainability, there are also some limitations and shortcomings. First, regarding the data collection method of a questionnaire survey, the collected data is susceptible to the respondents' personal perceptions, memory biases and response tendencies, resulting in biased data. Secondly, this study focuses on quantitative analysis and lacks in-depth qualitative analysis. In addition, at the theoretical level, existing educational technology and information science theories may not fully apply to the rapidly developing field of AIGC. Therefore, there is a need to create a theoretical framework that is more adaptable to the new technological environment to guide further research. Finally, due to the cross-sectional design, this study can only observe the correlation patterns between variables, making it difficult to prove causal relationships directly. Given the uneven distribution of educational resources between different countries and regions and even significant differences within the same country, the application and promotion of research results face particular challenges.

Nevertheless, this study provides a valuable and critical perspective for understanding the impact of AIGC-led personalised learning on educational sustainability and lays a foundation for

further research. However, this study still has limitations regarding data collection, data analysis methods and theoretical framework. Future research should address these issues.

6. Conclusions and Implications

This study focuses on 'The role and challenges of AIGC-based personalised learning in promoting educational sustainability'. We explored the current status of AIGC technology in education and its potential challenges for future education development. The research shows that AIGC not only significantly improves the inclusiveness and equity of education but also optimises the allocation of educational resources by providing students with personalised learning paths, intelligent assessment feedback and efficient access to online knowledge, thereby improving the overall quality of education. In addition, using AIGC can help stimulate students' interest in learning and develop their potential, providing the appropriate technical support for teaching students according to their aptitude.

AIGC-based personalised learning moves education from the traditional 'one size fits all' model. Instead, it moves towards a more flexible approach that adapts to individual differences. By analysing students' learning data, including but not limited to academic performance, behavioural habits and personal preferences, AIGC-driven personalised learning can create a learning plan for each student. This learning plan includes aspects such as the selection of course content, the adjustment of learning progress and the choice of teaching methods, ensuring that each student can learn at their own pace. At the same time, using advanced technologies such as natural language processing (NLP) and image recognition, AIGC can create more intuitive and attractive learning materials, such as animated videos and virtual laboratory environments, significantly increasing student interest and engagement in the personalised learning process.

Intelligent assessment and feedback systems are another highlight of AIGC-based personalised learning. Traditional exams can only provide a qualitative description and analysis of students' knowledge but cannot directly provide quantitative analysis and judgement. In contrast, assessment tools based on AIGC components can collect and analyse a large amount of data on student learning in an automated and personalised manner, thereby generating detailed and accurate learning reports and providing specific suggestions for improvement. More importantly, such systems also have real-time monitoring capabilities that can identify student difficulties or problems at the first opportunity, provide timely feedback and guidance, help students overcome obstacles and maintain a positive attitude to learning.

Although AIGC-driven personalised learning has many positive effects in promoting educational sustainability, some challenges cannot be ignored in the application process. The first is technical. Due to the weak information infrastructure in some schools or regions, students may encounter technical problems, such as unstable network connections when using AIGC, which affects the continuity and effectiveness of teaching activities. Especially in remote areas where resources are relatively scarce, how to ensure that all students have equal and fair access to high-quality online educational resources has become an urgent problem that needs to be solved. Second, transforming teachers from traditional transmitters of knowledge to technology leaders and demonstrators of technology applications is not an overnight process. Teachers need time to adapt to the new roles' changes and be trained to master new technologies such as AIGC. This means we must implement a robust mechanism for sustained training so teachers can move with the times and take full advantage of AIGC-based personalised learning.

In addition, while AI can help with content creation, if students rely too much on AI, it can weaken their ability to think independently and creatively. Suppose machines take over too many tasks that students should do. In that case, they may gradually lose the curiosity and courage to explore uncharted territory and become overly reliant on ready-made answers. Therefore, while promoting AIGC, we should also stress the importance of cultivating students' critical thinking and problem-solving skills, encouraging them to face complex issues without fear of difficulties and obstacles, and being brave enough to use different solutions. At the same time, there is an unclear

copyright issue regarding the content generated by AIGC, which requires us to establish a more comprehensive legal and regulatory system to protect the rights and interests of users. As more and more students use AIGC to promote their personalised learning, it is even more important to clarify the ownership of the intellectual property generated by AIGC. This is not only an essential requirement for protecting students' interests but also an indispensable part of promoting education's sustainable and healthy development.

It is worth noting that more than 60% of students (precisely 63.47%) believe that AIGC-based personalised learning can organise and access learning resources more efficiently, and it was also recognised by 55.388% of students for stimulating interest and creativity in education. However, some students also commented on the challenges of the online environment: 28.99% of students felt a lack of face-to-face interaction, while 54.634% of students found it difficult to get immediate help and support. These issues show that, in addition to the technology itself, attention needs to be paid to how good teacher-student relationships and social support networks can be developed to ensure that all parties can benefit. In the context of the digital age, human relationships have become more subtle and complex, and the importance of emotional communication cannot be ignored, even in virtual spaces.

For AIGC-driven personalised learning to be effectively promoted on a broader scale, the government and all sectors of society, including schools and teachers, should increase investment in the informatisation of education to improve the economy of remote areas and the network conditions of underdeveloped areas and enable more students to enjoy better educational resources.

At the same time, we must pay attention to the training of teachers. With the integration of AIGC-led personalised learning into daily teaching, the role of teachers is also undergoing profound changes. Teachers are not only disseminators of knowledge but also guides and supports students' learning process. Therefore, we need to strengthen the professional skills of existing teachers, help teachers better understand and use these emerging AIGC tools, and encourage more people with interdisciplinary backgrounds to enter the field of education.

Second, we need to balance technological innovation with humanistic care. Although AIGC strongly supports the drive towards personalised learning, we must not neglect traditional education's essential humanistic care aspect. The future model of education should be a combination of technology and humanity. We must not only make full use of advanced information technology to improve the quality of education but also focus on cultivating students' social skills, emotional management and teamwork.

We also need to improve the relevant laws and regulations on AIGC. Given the rapidly developing field of AIGC, the existing legal and regulatory framework may not fully cover all possible new situations. Therefore, relevant departments should promptly revise and improve relevant laws, regulations, and policies. Clearly defining the ownership of intellectual property rights for AIGC creative works while protecting the legitimate rights and interests of students using AIGC will also create a suitable environment for developing the whole industry.

Finally, we need to establish a system for continuously evaluating AIGC. Since AIGC technology is in a stage of rapid development and its long-term effects are not yet clear, it is necessary to establish a scientific and reasonable evaluation mechanism to regularly track and observe the performance and impact of this technology in school education practice and to respond to possible risks and challenges by adjusting strategies promptly—for example, issues such as data security and privacy.

As promoted by the AIGC, personalised learning has undoubtedly injected new vitality into fostering sustainable development in education, but it has also placed greater demands on us. Only through the combined efforts of all sectors of society can we truly realise the beautiful vision of technology empowering education. In this process, it is also essential to remain vigilant about ethical risks, such as ensuring data privacy and preventing the exacerbation of resource imbalances, to ensure that AIGC technology can serve the cause of education healthily and stably. In addition, we are constantly exploring how AIGC can promote the sustainability of education while preserving and strengthening the elements that make education truly valuable - such as warm interpersonal

interactions, the careful guidance of teachers and mentors, and the friendship and support of classmates. These are all integral parts of a complete and meaningful learning experience. Ultimately, our goal is to create an educational environment that is both innovative and warm, where each child can find their growth path.

Author Contributions: Conceptualization, Y.X. Li and Z.L. Xiong; methodology, Y.X. Li; validation, Y.X. Li, Z.L. Xiong, and Q. Huang; formal analysis, Y.X. Li; investigation, Y.X. Li; resources, Q. Huang; data curation, Q. Huang; writing—original draft preparation, Y.X. Li; writing—review and editing, Z.L. Xiong and Q. Huang; visualization, Z.L. Xiong; supervision, Y. Cheng; project administration, Y. Cheng; funding acquisition, Y. Cheng. All authors have read and agreed to the published version of the manuscript.

Funding: This research was funded by Hunan Provincial Department of Education, grant number 24B0560 ("Research on Digital Protection and Inheritance of Western Hunan Miao Painting from the Perspective of Intangible Cultural Heritage"). The APC was funded by Hunan Provincial Department of Education.

Informed Consent Statement: Informed consent was obtained from all subjects involved in this study.

Acknowledgments: The authors would like to thank their colleagues, who distributed the questionnaires to students, and the students who took the time to complete the questionnaires online.

Conflicts of Interest: The authors declare no conflicts of interest. The funders had no role in study design, data collection, analysis, or interpretation, manuscript writing, or the decision to publish the results.

References

1. SDG4. Available online: <https://unric.org/en/sdg-4/> (accessed on December 2024).
2. Dwivedi, Y.K.; Hughes, L.; Ismagilova, E.; Aarts, G.; Coombs, C.; Crick, T.; Duan, Y.; Dwivedi, R.; Edwards, J.; Eirug, A.; et al. Artificial Intelligence (AI): Multidisciplinary perspectives on emerging challenges, opportunities, and agenda for research, practice and policy. *International Journal of Information Management* **2021**, *57*, doi:10.1016/j.ijinfomgt.2019.08.002. <https://dx.doi.org/10.1016/j.ijinfomgt.2019.08.002>
3. van Laar, E.; van Deursen, A.J.A.M.; van Dijk, J.A.G.M.; de Haan, J. The relation between 21st-century skills and digital skills: A systematic literature review. *Computers in Human Behavior* **2017**, *72*, 577-588, doi:10.1016/j.chb.2017.03.010. <https://dx.doi.org/10.1016/j.chb.2017.03.010>
4. Wu, T.; He, S.; Liu, J.; Sun, S.; Liu, K.; Han, Q.-L.; Tang, Y. A Brief Overview of ChatGPT: The History, Status Quo and Potential Future Development. *IEEE/CAA Journal of Automatica Sinica* **2023**, *10*, 1122-1136, doi:10.1109/jas.2023.123618. <https://dx.doi.org/10.1109/jas.2023.123618>
5. Lou, Y. Human Creativity in the AIGC Era. *She Ji: The Journal of Design, Economics, and Innovation* **2023**, *9*, 541-552, doi:10.1016/j.sheji.2024.02.002. <https://dx.doi.org/10.1016/j.sheji.2024.02.002>
6. Zhang, Q.; Lin, C. Changes in the way of learning under the influence of AIGC. In Proceedings of the 2024 10th International Conference on Humanities and Social Science Research (ICHSSR 2024), 2024; pp. 641-650.
7. Lee, C.-A.; Tzeng, J.-W.; Huang, N.-F.; Su, Y.-S. Prediction of student performance in massive open online courses using deep learning system based on learning behaviors. *Educational Technology & Society* **2021**, *24*, 130-146,
8. Liu, M.; Ren, Y.; Nyagoga, L.M.; Stonier, F.; Wu, Z.; Yu, L. Future of education in the era of generative artificial intelligence: Consensus among Chinese scholars on applications of ChatGPT in schools. *Future in Educational Research* **2023**, *1*, 72-101, doi:10.1002/fer3.10. <https://dx.doi.org/10.1002/fer3.10>
9. Barrat, J. *Our final invention: Artificial intelligence and the end of the human era*; Hachette UK: 2023.
10. Chen, X.; Hu, Z.; Wang, C. Empowering education development through AIGC: A systematic literature review. *Education and Information Technologies* **2024**, 1-53, doi:10.1007/s10639-024-12549-7. <https://dx.doi.org/10.1007/s10639-024-12549-7>
11. Kumar, V. Digital enablers. In *The Economic Value of Digital Disruption: A Holistic Assessment for CXOs*; Springer: 2023; pp. 1-110.
12. Liang, C.; Du, H.; Sun, Y.; Niyato, D.; Kang, J.; Zhao, D.; Imran, M.A. Generative AI-driven semantic communication networks: Architecture, technologies and applications. *IEEE Transactions on Cognitive*

- Communications and Networking* **2024**, doi:10.1109/TCCN.2024.3435524. <https://dx.doi.org/10.1109/TCCN.2024.3435524>
13. China Academy of Information and Communications Technology Releases White Paper on Artificial Intelligence Generated Content (AIGC). Available online: <https://www.caict.ac.cn/kxyj/qwfb/bps/202209/P020220902534520798735.pdf> (accessed on
 14. Wu, J.; Gan, W.; Chen, Z.; Wan, S.; Lin, H. Ai-generated content (aigc): A survey. *arXiv preprint arXiv:2304.06632* **2023**, doi:10.48550/arXiv.2304.06632. <https://dx.doi.org/10.48550/arXiv.2304.06632>
 15. Nilsson, N.J. *Artificial intelligence: a new synthesis*; Morgan Kaufmann: 1998.
 16. Dai, C.-P.; Ke, F. Educational applications of artificial intelligence in simulation-based learning: A systematic mapping review. *Computers and Education: Artificial Intelligence* **2022**, *3*, 100087, doi:10.1016/j.caeai.2022.100087. <https://dx.doi.org/10.1016/j.caeai.2022.100087>
 17. Cao, Y.; Li, S.; Liu, Y.; Yan, Z.; Dai, Y.; Yu, P.S.; Sun, L. A comprehensive survey of ai-generated content (aigc): A history of generative ai from gan to chatgpt. *arXiv preprint arXiv:2303.04226* **2023**, doi:10.48550/arXiv.2303.04226. <https://dx.doi.org/10.48550/arXiv.2303.04226>
 18. Wang, T.; Zhang, Y.; Qi, S.; Zhao, R.; Zhihua, X.; Weng, J. Security and privacy on generative data in aigc: A survey. *ACM Computing Surveys* **2023**, doi:10.1145/3703626. <https://dx.doi.org/10.1145/3703626>
 19. Huang, G.; Liang, X. Generative AI Research of Education from 2013 to 2023. In Proceedings of the 2024 6th International Conference on Computer Science and Technologies in Education (CSTE), 2024; pp. 125-130.
 20. McIntosh, T.R.; Susnjak, T.; Liu, T.; Watters, P.; Halgamuge, M.N. From google gemini to openai q*(q-star): A survey of reshaping the generative artificial intelligence (ai) research landscape. *arXiv preprint arXiv:2312.10868* **2023**, doi:10.48550/arXiv.2312.10868. <https://dx.doi.org/10.48550/arXiv.2312.10868>
 21. Foo, L.G.; Rahmani, H.; Liu, J. Aigc for various data modalities: A survey. *arXiv preprint arXiv:2308.14177* **2023**, doi:10.48550/arXiv.2308.14177. <https://dx.doi.org/10.48550/arXiv.2308.14177>
 22. Wang, Y.; Pan, Y.; Yan, M.; Su, Z.; Luan, T.H. A survey on ChatGPT: AI-generated contents, challenges, and solutions. *IEEE Open Journal of the Computer Society* **2023**, doi:10.1109/OJCS.2023.3300321. <https://dx.doi.org/10.1109/OJCS.2023.3300321>
 23. Pospíšil, B.D. Artificial Intelligence in Global Management. *Palacky University, Olomouc* **2018**, 1-119,
 24. China's Education Modernization 2035. Available online: https://bksy.nxu.edu.cn/_local/1/F6/FB/6CDCB59498A8123885ED0687C23_5E22BC3E_660A0.pdf (accessed on
 25. Gu, J.; Li, X.; Wang, L. *Higher education in China*; Springer: 2018.
 26. Ashida, A. The role of higher education in achieving the sustainable development goals. In *Sustainable development disciplines for humanity: Breaking down the 5Ps—people, planet, prosperity, peace, and partnerships*; Springer: 2022; pp. 71-84.
 27. Heleta, S.; Bagus, T. Sustainable development goals and higher education: leaving many behind. *Higher Education* **2021**, *81*, 163-177, doi:10.1007/s10734-020-00573-8. <https://dx.doi.org/10.1007/s10734-020-00573-8>
 28. Žalėnienė, I.; Pereira, P. Higher education for sustainability: A global perspective. *Geography and Sustainability* **2021**, *2*, 99-106, doi:10.1016/j.geosus.2021.05.001. <https://dx.doi.org/10.1016/j.geosus.2021.05.001>
 29. Shabalala, L.P.; Ngcwangu, S. Accelerating the implementation of SDG 4: stakeholder perceptions towards initiation of sustainable community engagement projects by higher education institutions. *International Journal of Sustainability in Higher Education* **2021**, *22*, 1573-1591, doi:10.1108/IJSHE-04-2020-0123. <https://dx.doi.org/10.1108/IJSHE-04-2020-0123>
 30. Franco, I.; Saito, O.; Vaughter, P.; Whereat, J.; Kanie, N.; Takemoto, K. Higher education for sustainable development: Actioning the global goals in policy, curriculum and practice. *Sustainability Science* **2019**, *14*, 1621-1642, doi:10.1007/s11625-018-0628-4. <https://dx.doi.org/10.1007/s11625-018-0628-4>
 31. Adom̃sent, M. Exploring universities' transformative potential for sustainability-bound learning in changing landscapes of knowledge communication. *Journal of Cleaner Production* **2013**, *49*, 11-24, doi:10.1016/j.jclepro.2012.08.021. <https://dx.doi.org/10.1016/j.jclepro.2012.08.021>

32. Roche, R.; Bain, R.; Cumming, O. A long way to go—Estimates of combined water, sanitation and hygiene coverage for 25 sub-Saharan African countries. *PloS one* **2017**, *12*, e0171783, doi:10.1371/journal.pone.0171783. <https://dx.doi.org/10.1371/journal.pone.0171783>
33. Bartolo, P.A.; Björck-Åkesson, E.; Giné, C.; Kyriazopoulou, M. Ensuring a strong start for all children: inclusive early childhood education and care. In *Implementing inclusive education: Issues in bridging the policy-practice gap*; Emerald Group Publishing Limited: 2016; pp. 19-35.
34. Abebe, W.; Woldehanna, T. *Teacher training and development in Ethiopia: Improving education quality by developing teacher skills, attitudes and work conditions*; Young Lives: 2013.
35. Kasneci, E.; Seßler, K.; Küchemann, S.; Bannert, M.; Dementieva, D.; Fischer, F.; Gasser, U.; Groh, G.; Günnemann, S.; Hüllermeier, E. ChatGPT for good? On opportunities and challenges of large language models for education. *Learning and individual differences* **2023**, *103*, 102274, doi:10.1016/j.lindif.2023.102274. <https://dx.doi.org/10.1016/j.lindif.2023.102274>
36. Zhuang, T.; Zhou, H. Developing a synergistic approach to engineering education: China's national policies on university-industry educational collaboration. *Asia Pacific Education Review* **2023**, *24*, 145-165, doi:10.1007/s12564-022-09743-y. <https://dx.doi.org/10.1007/s12564-022-09743-y>
37. Xu, T.; Liu, Y.; Jin, Y.; Qu, Y.; Bai, J.; Zhang, W.; Zhou, Y. From recorded to AI-generated instructional videos: A comparison of learning performance and experience. *British Journal of Educational Technology* **2024**, doi:10.1111/bjet.13530. <https://dx.doi.org/10.1111/bjet.13530>
38. Huang, W.; Wang, T.; Tong, Y. The effect of gamified project-based learning with AIGC in information literacy education. *Innovations in Education and Teaching International* **2024**, 1-15, doi:10.1080/14703297.2024.2423012. <https://dx.doi.org/10.1080/14703297.2024.2423012>
39. Jiang, Q.; Zhang, J.; Wang, P.-H.; Zhang, Y. Technology Acceptance and Innovation Diffusion: Are Users More Inclined Toward AIGC-Assisted Design? *International Journal of Human-Computer Interaction* **2024**, 1-15, doi:10.1080/10447318.2024.2408513. <https://dx.doi.org/10.1080/10447318.2024.2408513>
40. Sallam, M.; Salim, N.A.; Barakat, M.; Ala'a, B. ChatGPT applications in medical, dental, pharmacy, and public health education: A descriptive study highlighting the advantages and limitations. *Narra J* **2023**, *3*, doi:10.52225/narra.v3i1.103. <https://dx.doi.org/10.52225/narra.v3i1.103>
41. Wang, D.; Liu, Y.; Jing, X.; Liu, Q.; Lu, Q. Catalyst for future education: An empirical study on the Impact of artificial intelligence generated content on college students' innovation ability and autonomous learning. *Education and Information Technologies* **2024**, 1-20, doi:10.1007/s10639-024-13209-6. <https://dx.doi.org/10.1007/s10639-024-13209-6>
42. Luan, H.; Geczy, P.; Lai, H.; Gobert, J.; Yang, S.J.; Ogata, H.; Baltes, J.; Guerra, R.; Li, P.; Tsai, C.-C. Challenges and future directions of big data and artificial intelligence in education. *Frontiers in psychology* **2020**, *11*, 580820, doi:10.3389/fpsyg.2020.580820. <https://dx.doi.org/10.3389/fpsyg.2020.580820>
43. Bhattacharya, P.; Prasad, V.K.; Verma, A.; Gupta, D.; Sapsomboon, A.; Viriyasitavat, W.; Dhiman, G. Demystifying ChatGPT: An In-depth Survey of OpenAI's Robust Large Language Models. *Archives of Computational Methods in Engineering* **2024**, 1-44, doi:10.1007/s11831-024-10115-5. <https://dx.doi.org/10.1007/s11831-024-10115-5>
44. Kumar, P. Large language models (LLMs): survey, technical frameworks, and future challenges. *Artificial Intelligence Review* **2024**, *57*, 260,
45. Minaee, S.; Mikolov, T.; Nikzad, N.; Chenaghlu, M.; Socher, R.; Amatriain, X.; Gao, J. Large language models: A survey. *arXiv preprint arXiv:2402.06196* **2024**, doi:10.48550/arXiv.2303.18223. <https://dx.doi.org/10.48550/arXiv.2303.18223>
46. Wang, H.; Li, J.; Wu, H.; Hovy, E.; Sun, Y. Pre-trained language models and their applications. *Engineering* **2023**, *25*, 51-65, doi:10.1016/j.eng.2022.04.024. <https://dx.doi.org/10.1016/j.eng.2022.04.024>
47. Vaswani, A. Attention is all you need. *Advances in Neural Information Processing Systems* **2017**,
48. Patil, R.; Gudivada, V. A review of current trends, techniques, and challenges in large language models (llms). *Applied Sciences* **2024**, *14*, 2074, doi:10.3390/app14052074. <https://dx.doi.org/10.3390/app14052074>
49. Yenduri, G.; Ramalingam, M.; Selvi, G.C.; Supriya, Y.; Srivastava, G.; Maddikunta, P.K.R.; Raj, G.D.; Jhaveri, R.H.; Prabadevi, B.; Wang, W. Gpt (generative pre-trained transformer)—a comprehensive review on

- enabling technologies, potential applications, emerging challenges, and future directions. *IEEE Access* **2024**, doi:10.1109/ACCESS.2024.3389497. <https://dx.doi.org/10.1109/ACCESS.2024.3389497>
50. Spathis, D.; Kawsar, F. The first step is the hardest: Pitfalls of representing and tokenizing temporal data for large language models. *Journal of the American Medical Informatics Association* **2024**, *31*, 2151-2158, doi:10.1093/jamia/ocae090. <https://dx.doi.org/10.1093/jamia/ocae090>
 51. Su, J.; Ahmed, M.; Lu, Y.; Pan, S.; Bo, W.; Liu, Y. Roformer: Enhanced transformer with rotary position embedding. *Neurocomputing* **2024**, *568*, 127063, doi:10.1016/j.neucom.2023.127063. <https://dx.doi.org/10.1016/j.neucom.2023.127063>
 52. Strobelt, H.; Gehrmann, S.; Pfister, H.; Rush, A.M. LSTMVis: A Tool for Visual Analysis of Hidden State Dynamics in Recurrent Neural Networks. *IEEE Trans Vis Comput Graph* **2018**, *24*, 667-676, doi:10.1109/TVCG.2017.2744158. <https://dx.doi.org/10.1109/TVCG.2017.2744158>
 53. Ainslie, J.; Ontanon, S.; Alberti, C.; Cvicek, V.; Fisher, Z.; Pham, P.; Ravula, A.; Sanghai, S.; Wang, Q.; Yang, L. ETC: Encoding long and structured inputs in transformers. *arXiv preprint arXiv:2004.08483* **2020**, doi:10.48550/arXiv.2004.08483. <https://dx.doi.org/10.48550/arXiv.2004.08483>
 54. Khan, S.; Naseer, M.; Hayat, M.; Zamir, S.W.; Khan, F.S.; Shah, M. Transformers in vision: A survey. *ACM computing surveys (CSUR)* **2022**, *54*, 1-41, doi:10.1145/3505244. <https://dx.doi.org/10.1145/3505244>
 55. Niu, Z.; Zhong, G.; Yu, H. A review on the attention mechanism of deep learning. *Neurocomputing* **2021**, *452*, 48-62, doi:10.1016/j.neucom.2021.03.091. <https://dx.doi.org/10.1016/j.neucom.2021.03.091>
 56. Yang, B.; Wang, L.; Wong, D.F.; Shi, S.; Tu, Z. Context-aware self-attention networks for natural language processing. *Neurocomputing* **2021**, *458*, 157-169, doi:10.1016/j.neucom.2021.06.009. <https://dx.doi.org/10.1016/j.neucom.2021.06.009>
 57. Soydaner, D. Attention mechanism in neural networks: where it comes and where it goes. *Neural Computing and Applications* **2022**, *34*, 13371-13385, doi:10.1007/s00521-022-07366-3. <https://dx.doi.org/10.1007/s00521-022-07366-3>
 58. Ahmed, S.F.; Alam, M.S.B.; Hassan, M.; Rozbu, M.R.; Ishtiaq, T.; Rafa, N.; Mofijur, M.; Shawkat Ali, A.; Gandomi, A.H. Deep learning modelling techniques: current progress, applications, advantages, and challenges. *Artificial Intelligence Review* **2023**, *56*, 13521-13617, doi:10.1007/s10462-023-10466-8. <https://dx.doi.org/10.1007/s10462-023-10466-8>
 59. Raganato, A.; Tiedemann, J. An analysis of encoder representations in transformer-based machine translation. In Proceedings of the Proceedings of the 2018 EMNLP workshop BlackboxNLP: analyzing and interpreting neural networks for NLP, 2018; pp. 287-297.
 60. Katharopoulos, A.; Vyas, A.; Pappas, N.; Fleuret, F. Transformers are rnns: Fast autoregressive transformers with linear attention. In Proceedings of the International conference on machine learning, 2020; pp. 5156-5165.
 61. Voita, E.; Talbot, D.; Moiseev, F.; Sennrich, R.; Titov, I. Analyzing multi-head self-attention: Specialized heads do the heavy lifting, the rest can be pruned. *arXiv preprint arXiv:1905.09418* **2019**, doi:10.1016/j.eng.2022.04.024. <https://dx.doi.org/10.1016/j.eng.2022.04.024>
 62. Shahin, N.; Ismail, L. From rule-based models to deep learning transformers architectures for natural language processing and sign language translation systems: survey, taxonomy and performance evaluation. *Artificial Intelligence Review* **2024**, *57*, 271, doi:10.1007/s10462-024-10895-z. <https://dx.doi.org/10.1007/s10462-024-10895-z>
 63. Xiong, R.; Yang, Y.; He, D.; Zheng, K.; Zheng, S.; Xing, C.; Zhang, H.; Lan, Y.; Wang, L.; Liu, T. On layer normalization in the transformer architecture. In Proceedings of the International Conference on Machine Learning, 2020; pp. 10524-10533.
 64. Baevski, A.; Auli, M. Adaptive input representations for neural language modeling. *arXiv preprint arXiv:1809.10853* **2018**, doi:10.48550/arXiv.1809.10853. <https://dx.doi.org/10.48550/arXiv.1809.10853>
 65. Kolade, O.; Owoseni, A.; Egbetokun, A. Is AI changing learning and assessment as we know it? Evidence from a ChatGPT experiment and a conceptual framework. *Heliyon* **2024**, *10*,
 66. Alberts, I.L.; Mercolli, L.; Pyka, T.; Prenosil, G.; Shi, K.; Rominger, A.; Afshar-Oromieh, A. Large language models (LLM) and ChatGPT: what will the impact on nuclear medicine be? *European journal of nuclear*

- medicine and molecular imaging* **2023**, *50*, 1549-1552, doi:10.1007/s00259-023-06172-w. <https://dx.doi.org/10.1007/s00259-023-06172-w>
67. Steiss, J.; Tate, T.; Graham, S.; Cruz, J.; Hebert, M.; Wang, J.; Moon, Y.; Tseng, W.; Warschauer, M.; Olson, C.B. Comparing the quality of human and ChatGPT feedback of students' writing. *Learning and Instruction* **2024**, *91*, 101894, doi:10.1016/j.learninstruc.2024.101894. <https://dx.doi.org/10.1016/j.learninstruc.2024.101894>
 68. Mehmood, R.; Alam, F.; Albogami, N.N.; Katib, I.; Albeshri, A.; Altowaijri, S.M. UTiLearn: a personalised ubiquitous teaching and learning system for smart societies. *IEEE Access* **2017**, *5*, 2615-2635, doi:10.1109/ACCESS.2017.2668840. <https://dx.doi.org/10.1109/ACCESS.2017.2668840>
 69. Chen, J.; Liu, Z.; Huang, X.; Wu, C.; Liu, Q.; Jiang, G.; Pu, Y.; Lei, Y.; Chen, X.; Wang, X. When large language models meet personalization: Perspectives of challenges and opportunities. *World Wide Web* **2024**, *27*, 42, doi:10.1007/s11280-024-01276-1. <https://dx.doi.org/10.1007/s11280-024-01276-1>
 70. Bernacki, M.L.; Greene, M.J.; Lobczowski, N.G. A systematic review of research on personalized learning: Personalized by whom, to what, how, and for what purpose (s)? *Educational Psychology Review* **2021**, *33*, 1675-1715, doi:10.1007/s10648-021-09615-8. <https://dx.doi.org/10.1007/s10648-021-09615-8>
 71. Qinjun, C. When college students suffer from "AIGC addiction", do they still have original abilities? Available online: <https://www.eeo.com.cn/2024/1226/704072.shtml> (accessed on)
 72. Menghua, C.J.D.W.W. AI education is coming: 370 questionnaires reveal the voices of students and professors. Available online: <https://m.voc.com.cn/xhn/news/202409/20717532.html> (accessed on)
 73. Nearly 80% of the college students interviewed have used it. After AIGC became popular, college students began to play high-end games. Available online: <https://www.163.com/dy/article/IMV4N44N0525ETL1.html> (accessed on)
 74. 36Kr, F.o. 5 months and 370 questionnaires reveal that students and professors are worried that the moat has been breached by AI. Available online: <https://36kr.com/p/2962363382910984> (accessed on)
 75. Jing, L.X.J.M.H. 2024 AIGC+ Education Industry Report. Available online: <http://www.csia-jpw.com/UserFiles/Article/file/6384289821095414231072303.pdf> (accessed on)
 76. AI-generated content should not exceed 20%, and domestic universities publicly release guidelines for the use of artificial intelligence for the first time. Available online: <https://news.qq.com/rain/a/20240701A0A5VX00> (accessed on)
 77. McKim, C.A. The value of mixed methods research: A mixed methods study. *Journal of mixed methods research* **2017**, *11*, 202-222, doi:10.1177/1558689815607096. <https://dx.doi.org/10.1177/1558689815607096>
 78. Yu, H. Reflection on whether Chat GPT should be banned by academia from the perspective of education and teaching. *Frontiers in Psychology* **2023**, *14*, 1181712, doi:10.3389/fpsyg.2023.1181712. <https://dx.doi.org/10.3389/fpsyg.2023.1181712>
 79. Yang, W.; Lu, Z.; Li, Z.; Cui, Y.; Dai, L.; Li, Y.; Ma, X.; Zhu, H. The impact of human-AIGC tools collaboration on the learning effect of college students: a key factor for future education? *Kybernetes* **2024**, doi:10.1108/K-03-2024-0613
 80. <https://dx.doi.org/10.1108/K-03-2024-0613>
 81. Yang, F.; Abedin, M.Z.; Qiao, Y.; Ye, L. Towards Trustworthy Governance of AI-Generated Content (AIGC): A Blockchain-Driven Regulatory Framework for Secure Digital Ecosystems. *IEEE Transactions on Engineering Management* **2024**, doi:10.1109/TEM.2024.3472292. <https://dx.doi.org/10.1109/TEM.2024.3472292>
 82. Wu, J.; Cai, Y.; Sun, T.; Ma, K.; Lu, C. Integrating AIGC with design: dependence, application, and evolution-a systematic literature review. *Journal of Engineering Design* **2024**, *1*-39, doi:10.1080/09544828.2024.2362587. <https://dx.doi.org/10.1080/09544828.2024.2362587>
 83. Wu, D.; Zhang, S.; Ma, Z.; Yue, X.-G.; Dong, R.K. Unlocking potential: Key factors shaping undergraduate self-directed learning in ai-enhanced educational environments. *Systems* **2024**, *12*, 332, doi:10.1080/09544828.2024.2362587. <https://dx.doi.org/10.1080/09544828.2024.2362587>
 84. Tao, W.; Gao, S.; Yuan, Y. Boundary crossing: an experimental study of individual perceptions toward AIGC. *Front Psychol* **2023**, *14*, 1185880, doi:10.3389/fpsyg.2023.1185880. <https://dx.doi.org/10.3389/fpsyg.2023.1185880>

85. Simelane, P.M.; Kittur, J. Use of Generative Artificial Intelligence in Teaching and Learning: Engineering Instructors' Perspectives. *Computer Applications in Engineering Education* **2025**, *33*, e22813, doi:10.1002/cae.22813. <https://dx.doi.org/10.1002/cae.22813>
86. Shanshan, S.; Sen, G. Empowering learners with AI-generated content for programming learning and computational thinking: The lens of extended effective use theory. *Journal of Computer Assisted Learning* **2024**, *40*, 1941-1958, doi:10.1111/jcal.12996. <https://dx.doi.org/10.1111/jcal.12996>
87. Liu, Y.; Yin, J.; Zhang, W.; An, C.; Xia, Y.; Zhang, H. Integration of Federated Learning and AI-Generated Content: A Survey of Overview, Opportunities, Challenges, and Solutions. *IEEE Communications Surveys & Tutorials* **2024**, doi:10.1109/COMST.2024.3523350. <https://dx.doi.org/10.1109/COMST.2024.3523350>
88. Liu, Y.; Du, H.; Niyato, D.; Kang, J.; Xiong, Z.; Miao, C.; Shen, X.S.; Jamalipour, A. Blockchain-empowered lifecycle management for AI-generated content products in edge networks. *IEEE Wireless Communications* **2024**, doi:10.1109/MWC.003.2300053. <https://dx.doi.org/10.1109/MWC.003.2300053>
89. Lim, W.M.; Gunasekara, A.; Pallant, J.L.; Pallant, J.I.; Pechenkina, E. Generative AI and the future of education: Ragnarök or reformation? A paradoxical perspective from management educators. *The international journal of management education* **2023**, *21*, 100790, doi:10.1002/fer3.10. <https://dx.doi.org/10.1002/fer3.10>
90. Li, Z.; Zhang, W.; Zhang, H.; Gao, R.; Fang, X. Global digital compact: A mechanism for the governance of online discriminatory and misleading content generation. *International Journal of Human-Computer Interaction* **2024**, 1-16, doi:10.1080/10447318.2024.2314350. <https://dx.doi.org/10.1080/10447318.2024.2314350>
91. Koplin, J.J. Dual-use implications of AI text generation. *Ethics and Information Technology* **2023**, *25*, 32, doi:10.1007/s10676-023-09703-z. <https://dx.doi.org/10.1007/s10676-023-09703-z>
92. Huang, K.-L.; Liu, Y.-C.; Dong, M.-Q.; Lu, C.-C. Integrating AIGC into product design ideation teaching: An empirical study on self-efficacy and learning outcomes. *Learning and Instruction* **2024**, *92*, 101929, doi:10.1016/j.learninstruc.2024.101929. <https://dx.doi.org/10.1016/j.learninstruc.2024.101929>
93. Guo, J.; Wang, M.; Yin, H.; Song, B.; Chi, Y.; Yu, F.R.; Yuen, C. Large Language Models and Artificial Intelligence Generated Content Technologies Meet Communication Networks. *IEEE Internet of Things Journal* **2024**, doi:10.1109/JIOT.2024.3496491. <https://dx.doi.org/10.1109/JIOT.2024.3496491>
94. Guo, J.; Ma, Y.; Li, T.; Noetel, M.; Liao, K.; Greiff, S. Harnessing Artificial Intelligence in Generative Content for enhancing motivation in learning. **2024**, 102547, doi:10.1016/j.lindif.2024.102547.
95. Crothers, E.N.; Japkowicz, N.; Viktor, H.L. Machine-generated text: A comprehensive survey of threat models and detection methods. *IEEE Access* **2023**, *11*, 70977-71002, doi:10.1109/ACCESS.2023.3294090. <https://dx.doi.org/10.1109/ACCESS.2023.3294090>
96. Benzaghta, M.A.; Elwalda, A.; Mousa, M.M.; Erkan, I.; Rahman, M. SWOT analysis applications: An integrative literature review. *Journal of Global Business Insights* **2021**, *6*, 54-72, doi:10.5038/2640-6489.6.1.1148 <https://dx.doi.org/10.5038/2640-6489.6.1.1148>
97. Gable, G.G. Integrating case study and survey research methods: an example in information systems. *European journal of information systems* **1994**, *3*, 112-126,
98. Curry, L.A.; Nembhard, I.M.; Bradley, E.H. Qualitative and mixed methods provide unique contributions to outcomes research. *Circulation* **2009**, *119*, 1442-1452, doi:10.1161/CIRCULATIONAHA.107.74277. <https://dx.doi.org/10.1161/CIRCULATIONAHA.107.74277>
99. Rea, L.M.; Parker, R.A. *Designing and conducting survey research: A comprehensive guide*; John Wiley & Sons: 2014.
100. Patton, M.Q. Enhancing the quality and credibility of qualitative analysis. *Health services research* **1999**, *34*, 1189,
101. Loeb, S.; Dynarski, S.; McFarland, D.; Morris, P.; Reardon, S.; Reber, S. Descriptive Analysis in Education: A Guide for Researchers. NCEE 2017-4023. *National Center for Education Evaluation and Regional Assistance* **2017**,
102. Vaidya, O.S.; Kumar, S. Analytic hierarchy process: An overview of applications. *European Journal of operational research* **2006**, *169*, 1-29, doi:10.1016/j.ejor.2004.04.028. <https://dx.doi.org/10.1016/j.ejor.2004.04.028>
103. Snyder, H. Literature review as a research methodology: An overview and guidelines. *Journal of business research* **2019**, *104*, 333-339, doi:10.1016/j.jbusres.2019.07.039. <https://dx.doi.org/10.1016/j.jbusres.2019.07.039>

104. Gobo, G. Sampling, representativeness and generalizability. *Qualitative research practice* **2004**, *405*, 426,
105. Barbour, R.S. Introducing qualitative research: a student's guide. **2013**,
106. Andrews, D.; Nonnecke, B.; Preece, J. Electronic survey methodology: A case study in reaching hard-to-involve Internet users. *International journal of human-computer interaction* **2003**, *16*, 185-210, doi:10.1207/S15327590IJHC1602_04.https://dx.doi.org/10.1207/S15327590IJHC1602_04
107. Leigh, D. SWOT analysis. *Handbook of Improving Performance in the Workplace: Volumes 1-3* **2009**, 115-140, doi:10.1002/9780470592663.ch24.<https://dx.doi.org/10.1002/9780470592663.ch24>
108. Nemoto, T.; Beglar, D. Likert-scale questionnaires. In Proceedings of the JALT 2013 conference proceedings, 2014; pp. 1-6.
109. Helms, M.M.; Nixon, J. Exploring SWOT analysis—where are we now? A review of academic research from the last decade. *Journal of strategy and management* **2010**, *3*, 215-251, doi:10.1108/17554251011064837.<https://dx.doi.org/10.1108/17554251011064837>
110. Taherdoost, H. Validity and Reliability of the Research Instrument; How to Test the Validation of a Questionnaire/Survey in a Research. *International Journal of Academic Research in Management (IJARM)* **2016**, *5*,
111. Kim, H.; Sefcik, J.S.; Bradway, C. Characteristics of qualitative descriptive studies: A systematic review. *Research in nursing & health* **2017**, *40*, 23-42, doi:10.1002/nur.21768.<https://dx.doi.org/10.1002/nur.21768>
112. Roberts, M.E.; Stewart, B.M.; Tingley, D.; Lucas, C.; Leder-Luis, J.; Gadarian, S.K.; Albertson, B.; Rand, D.G. Structural topic models for open-ended survey responses. *American journal of political science* **2014**, *58*, 1064-1082, doi:10.1111/ajps.12103.<https://dx.doi.org/10.1111/ajps.12103>

Disclaimer/Publisher's Note: The statements, opinions and data contained in all publications are solely those of the individual author(s) and contributor(s) and not of MDPI and/or the editor(s). MDPI and/or the editor(s) disclaim responsibility for any injury to people or property resulting from any ideas, methods, instructions or products referred to in the content.