

Article

Not peer-reviewed version

Electromagnetic conversion into kinetic and thermal energies

[Axel Brandenburg](#)^{*} and Nousaba Nasrin Protiti

Posted Date: 3 August 2023

doi: 10.20944/preprints202308.0269.v1

Keywords: Electric energy; cosmological inflation; emergence of conductivity





Preprints.org is a free multidiscipline platform providing preprint service that is dedicated to making early versions of research outputs permanently available and citable. Preprints posted at Preprints.org appear in Web of Science, Crossref, Google Scholar, Scilit, Europe PMC.

Copyright: This is an open access article distributed under the Creative Commons Attribution License which permits unrestricted use, distribution, and reproduction in any medium, provided the original work is properly cited.

Article

Electromagnetic Conversion into Kinetic and Thermal Energies

Axel Brandenburg^{1,2,3,4}  and Nousaba Nasrin Protiti^{1,2} 

¹ Nordita, KTH Royal Institute of Technology and Stockholm University, Hannes Alfvéns väg 12, 10691 Stockholm, Sweden; nopr1532@student.su.se

² Oskar Klein Centre, Department of Astronomy, Stockholm University, AlbaNova, SE-10691 Stockholm, Sweden

³ School of Natural Sciences and Medicine, Ilia State University, 0194 Tbilisi, Georgia

⁴ McWilliams Center for Cosmology and Department of Physics, Carnegie Mellon University, Pittsburgh, PA 15213, USA

* Correspondence: brandenb@nordita.org

Abstract: Conversion of electromagnetic energy into magnetohydrodynamic energy occurs when the electric conductivity changes from negligible to finite values. This process is relevant during the epoch of reheating of the early Universe at the end of inflation and before the emergence of the radiation-dominated era. We find that conversion into kinetic and thermal energies is primarily the result of electric energy dissipation and that the magnetic energy plays only a secondary role in this process. This means that, since electric energy dominates over magnetic energy during inflation and reheating, significant amounts of electric energy can be converted into magnetohydrodynamic energy when conductivity emerges early enough, before the relevant length scales become stable.

Keywords: electric energy; cosmological inflation; emergence of conductivity

1. Introduction

In hydrodynamic turbulence, dissipation of energy is in principle straightforward: everything that gets in through forcing does get out eventually; see Figure 1. But when magnetic fields are involved, energy can be transferred from kinetic energy to magnetic by doing work against the Lorentz force, W_L . In that case, the situation is more complicated, because there are now two exit channels, and it is *a priori* not clear, which of the two takes the lion's share in specific situations; see Figure 2. A related problem may also occur when the electric energy reservoir is involved, and especially when this energy reservoir is later absent due to high conductivity. Before getting to that, let us first recall the different situations in hydrodynamic and hydromagnetic turbulence.

Figure 2 presumes that kinetic energy can be tapped by dynamo action and converted into magnetic energy [1]. This is a generic process that we now know works in virtually all types of turbulent systems provided the electric conductivity is large enough [2]. And here comes already the first problem. Large conductivity means small magnetic diffusivity and therefore also less dissipation [3]. Looking at Figure 2 however, this seems puzzling: In the steady state, the dynamo term W_L must be just as large as the resistive term, ϵ_M . Thus, if the dynamo is efficient, also the dissipation must be large, which is not expected (and also not true).

The puzzle of efficient dynamo action, but inefficient dissipation was solved by realizing that at large conductivity (and especially large magnetic Prandtl number, which is the ratio $Pr_M \equiv \nu/\eta$ of kinematic viscosity ν to magnetic diffusivity η , is much larger than unity), a second conversion occurs at smaller length scales where magnetic energy can be converted back into kinetic energy. This process was termed a reversed dynamo [4], and it happens at small scales when $Pr_M \gg 1$. The concept of a reversed dynamo was already introduced previously [5] in the context of large-scale dynamos leading to the formation of large-scale flows driven with the large-scale field by microscopic fields and flows, but in the context of Ref. [4], the focus was on small-scale dynamos that drive small-scale flows by the Lorentz force when $Pr_M \gg 1$.

While the conversion between magnetic and kinetic energies is reasonably well understood, not much is known about the conversion from electromagnetic energy, i.e., the sum of electric and magnetic energies, into magnetic energy when the electric conductivity gradually increases. Such a process is important at the end of cosmological inflation [6]. A stochastic electromagnetic field may have been produced during inflation and reheating [7]. At the end of reheating, the electric conductivity of the universe increased. As discussed in Ref. [8], significant magnetic field losses can occur if the increase of conductivity takes very long, especially when the magnetic diffusivity is at an intermediate level for a long time. In the two extreme cases of very large diffusivity (corresponding to a vacuum with undamped electromagnetic waves), and very small diffusivity (corresponding to nearly perfect conductivity), no significant losses are expected. It is only during the period when the magnetic diffusivity is at an intermediate level that significant resistive losses can occur.

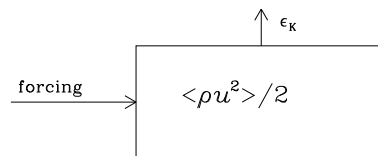


Figure 1. Kinetic energy dissipation, ϵ_K , of forced turbulence with kinetic energy density $\langle \rho u^2 \rangle / 2$, where ρ is the density and \mathbf{u} is the velocity: in the steady state, everything that gets in does get out.

Once the conductivity has reached large values, i.e., when the magnetic diffusivity is small, strong turbulent flows will be driven. In that regime, the Faraday displacement current can be neglected and the equations reduce to those of magnetohydrodynamics [9]. The resulting turbulent flows cause the magnetic field to undergo *turbulent* decay with inverse cascading, as has been studied intensively since the mid 1990s [10–16]. At some point around the time of recombination, the photon mean free path becomes very large and a process called Silk damping becomes important [17]. It results from the interactions between photons and the gas and damps out all inhomogeneities in the photon–baryon plasma [18]. In [19], this was modeled as a strongly increased viscosity, making the magnetic Prandtl number even larger. However, a more physical approach is to add a friction term of the form $-\mathbf{u}/\tau$ on the right hand side of the momentum equation [12]. It is generally taken for granted that the magnetic fields just survive Silk damping without much additional loss, and that they are just frozen into the plasma. However, the details of this process have not yet been modeled.

The goal here is to understand more quantitatively how much magnetic energy survives during the conversions from electromagnetic fields to magnetohydrodynamic fields as the conductivity increases. We also consider in more detail the conversion from magnetic fields to electric fields at the end of the cosmological reheating phase when both fields are still growing and not yet equal to each other—unlike the situation when electromagnetic waves are present, and there is no growth anymore.

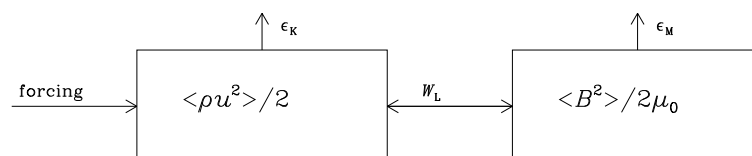


Figure 2. Dissipation in dynamos: there are now two exit channels, ϵ_K and ϵ_M , and it is not clear who takes the lion’s share. Dynamo action corresponds to $W_L < 0$ (work done *against* the Lorentz force), although energy can also go the other way around when an initial magnetic field decays.

2. Energetics during the emergence of conductivity

The evolution of the electric and magnetic fields, E and B , respectively, is given by the Maxwell equations, written here in SI units:

$$\frac{1}{c^2} \frac{\partial E}{\partial t} = \nabla \times B - \mu_0 J, \quad (1)$$

$$\frac{\partial B}{\partial t} = -\nabla \times E, \quad (2)$$

where c is the speed of light and μ_0 is the vacuum permeability. To close the equations, we use Ohm's law,

$$J = \sigma (E + u \times B), \quad (3)$$

where σ is the electric conductivity and u is the velocity.

In the very early Universe, inflation dilutes the plasma to the extent that there are virtually no particles, and hence the electric conductivity vanishes. Eventually, a phase of reheating must have occurred. One possibility is that the stretching associated with the cosmological expansion leads to electromagnetic field amplification until the electric field begins to exceed the critical field strength for the Schwinger effect [20] to lead to the production of charged particles, and thereby to the emergence of electric conductivity. This change in σ implies the existence of a phase when σ has an intermediate value for a certain duration. This leads to a certain electromagnetic energy loss given by $J \cdot E$. This is a well-known result in magnetohydrodynamics, where the displacement current is ignored, so we have $\nabla \times B = \mu_0 J$. This is then used when deriving the magnetic energy equation by taking the dot product of Eq. (2) with B , so we have

$$\frac{\partial}{\partial t} \left(B^2/2\mu_0 \right) = -B \cdot \nabla \times E/\mu_0 = J \cdot E - \nabla \cdot (E \times B/\mu_0), \quad (4)$$

where we have introduced the Poynting vector $E \times B/\mu_0$, but since a divergence under triply-periodic volume averaging vanishes, we just have

$$\frac{d}{dt} \langle B^2/2\mu_0 \rangle = \langle J \cdot E \rangle \quad (\text{ignoring the displacement current}). \quad (5)$$

The $\langle J \cdot E \rangle$ term, in turn, has two contributions. Using Ohm's law in the form

$$E = J/\sigma - u \times B, \quad (6)$$

we find $\langle J \cdot E \rangle = \langle J^2 \rangle/\sigma - \langle J \cdot (u \times B) \rangle$, or, using $-J \cdot (u \times B) = u \cdot (J \times B)$, we have

$$\langle J \cdot E \rangle = \langle J^2 \rangle/\sigma + \langle u \cdot (J \times B) \rangle, \quad (7)$$

so part of the electromagnetic energy turns into Joule (or magnetic) heating, $\epsilon_M \equiv \langle J^2 \rangle/\sigma$, and another part is converted into kinetic energy through work done by the Lorentz force, $W_L \equiv \langle u \cdot (J \times B) \rangle$, which eventually also gets converted into heat through viscous (kinetic) heating, ϵ_K . In the case of dynamo action discussed in the introduction, of course, W_L is negative, so work is done *against* the Lorentz force. This is why the direction of the arrow in Figure 2 is reversed.

In the scenario where reheating is caused by the feedback from the Schwinger effect, there would be thermal energy supply both from ϵ_K and ϵ_M , leading therefore to a direct coupling between the resulting heating and the emergence of σ . The flows of energy between magnetic, electric, and kinetic energy reservoirs is illustrated in Figure 3. We denote those by

$$\mathcal{E}_M \equiv \langle B^2/2\mu_0 \rangle, \quad \mathcal{E}_E \equiv \langle \epsilon_0 E^2/2 \rangle, \quad \text{and} \quad \mathcal{E}_K \equiv \langle \rho u^2/2 \rangle, \quad (8)$$

respectively. Their evolution equations can be obtained from Eqs. (32) and (2), along with the momentum and continuity equations,

$$\rho \frac{D\mathbf{u}}{Dt} = -\nabla p + \mathbf{J} \times \mathbf{B} + \nabla \cdot (2\rho\nu\mathbf{S}), \quad (9)$$

$$\frac{D\ln\rho}{Dt} = -\nabla \cdot \mathbf{u}, \quad (10)$$

where $D/Dt \equiv \partial/\partial t + \mathbf{u} \cdot \nabla$ is the advective derivative, $p = \rho c_s^2$ is the pressure for an isothermal equation of state with sound speed c_s , which is constant, ν is the viscosity, and $S_{ij} = (\partial_i u_j + \partial_j u_i)/2 - \delta_{ij} \nabla \cdot \mathbf{u}/3$ are the components of the rate-of-strain tensor \mathbf{S} .

Taking the dot product of Eq. (9) with \mathbf{u} , using Eq. (10), integration by part, and the facts that $\partial_i u_j$ can be written as the sum of a symmetric and an antisymmetric tensor, but that the multiplication with \mathbf{S} (a symmetric and trace-free tensor) gives no contribution when $\delta_{ij} \nabla \cdot \mathbf{u}/3$ is added, we find that $S_{ij} \partial_i u_j = \mathbf{S}^2$, and thus obtain the evolution equation for the kinetic energy is of the form

$$\frac{d}{dt} \langle \rho u^2/2 \rangle = -\langle \mathbf{u} \cdot \nabla p \rangle + \langle \mathbf{u} \cdot (\mathbf{J} \times \mathbf{B}) \rangle - \langle 2\rho\nu\mathbf{S}^2 \rangle, \quad (11)$$

which we can also write more compactly as $\dot{\mathcal{E}}_K = W_P + W_L - \epsilon_K$, where $W_P = -\langle \mathbf{u} \cdot \nabla p \rangle$ has been defined as the work done by the pressure force, $\epsilon_K = \langle 2\rho\nu\mathbf{S}^2 \rangle$ is the viscous (or kinetic) heating, and the dot on the kinetic energy denotes a time derivative. Here we have made use of the fact that the divergence $\nabla \cdot (p\mathbf{u}) = \mathbf{u} \cdot \nabla p + p \nabla \cdot \mathbf{u}$ has a vanishing volume average for a triply-periodic domain, and therefore $-\langle \mathbf{u} \cdot \nabla p \rangle = \langle p \nabla \cdot \mathbf{u} \rangle$, making it clear that this term leads to compressional heating and was found to be important in gravitational collapse simulations [21]. We will see later that, when energy is supplied through W_L , the energy is used to let the kinetic energy grow ($\dot{\mathcal{E}}_K > 0$) and to drive viscous heating, i.e., we have

$$W_L = \dot{\mathcal{E}}_K + \epsilon_K - W_P. \quad (12)$$

The term W_P is usually small and negative and thus also contributes (but only little) to increasing thermal energy. In the present simulations, we used an isothermal equation of state and thus ignored the evolution of thermal energy, $\mathcal{E}_T = \langle \rho e \rangle$, where $e = c_v T$ is the internal energy, c_v is the specific heat at constant volume, and T is the temperature. If we had included it, we would have had

$$\dot{\mathcal{E}}_T = \epsilon_M + \epsilon_K - W_P. \quad (13)$$

This thermal evolution is important in simulations of thermal magneto-convection [22], where it facilitates buoyancy variations, or in simulations of the magneto-rotational instability, where potential energy gets dissipated into heat and radiation [23]. For our purposes, however, it suffices to integrate instead the kinetic and magnetic contributions in time, i.e., to compute $\int \epsilon_K dt$ and $\int \epsilon_M dt$, respectively.

Let us now discuss the interplay between electric and magnetic energies. This interplay is usually ignored in magnetohydrodynamics, where the evolution of the electric field, i.e., the Faraday displacement current, is ignored [9]. Taking the dot product of Eq. (32) with \mathbf{E}/μ_0 and noting that $1/(\mu_0 c^2) = \epsilon_0$ is the vacuum permittivity, we obtain

$$\frac{\partial}{\partial t} \left(\epsilon_0 \mathbf{E}^2/2 \right) = \frac{\mathbf{E}}{\mu_0 c^2} \cdot \frac{\partial \mathbf{E}}{\partial t} = \mathbf{E} \cdot \nabla \times \mathbf{B}/\mu_0 - \mathbf{J} \cdot \mathbf{E}, \quad (14)$$

so, after averaging, we have

$$\frac{d}{dt} \langle \epsilon_0 \mathbf{E}^2/2 \rangle = \langle \mathbf{E} \cdot \nabla \times \mathbf{B}/\mu_0 \rangle - \langle \mathbf{J} \cdot \mathbf{E} \rangle. \quad (15)$$

Next, taking the dot product of Eq. (2) with \mathbf{B}/μ_0 , we obtain

$$\frac{\partial}{\partial t} \left(\mathbf{B}^2/2\mu_0 \right) = -\mathbf{B} \cdot \nabla \times \mathbf{E}/\mu_0. \quad (16)$$

In view of the $\langle \mathbf{E} \cdot \nabla \times \mathbf{B}/\mu_0 \rangle$ term in Eq. (15), it is convenient to rewrite Eq. (16) in the form

$$\frac{\partial}{\partial t} \left(\mathbf{B}^2/2\mu_0 \right) = -\mathbf{E} \cdot \nabla \times \mathbf{B}/\mu_0 - \nabla \cdot (\mathbf{E} \times \mathbf{B}/\mu_0). \quad (17)$$

Again, given that the Poynting flux divergence vanishes under a triply-periodic volume averaging, we have

$$\frac{d}{dt} \langle \mathbf{B}^2/2\mu_0 \rangle = -\langle \mathbf{E} \cdot \nabla \times \mathbf{B} \rangle / \mu_0. \quad (18)$$

More compactly, we can then write $\dot{\mathcal{E}}_M = -Q_E$, where $Q_E = \langle \mathbf{E} \cdot \nabla \times \mathbf{B} \rangle$ acts as a source in $\dot{\mathcal{E}}_E = Q_E - \epsilon_M - W_L$. Thus, we clearly see that the electric energy reservoir is not a secondary one whose energy content is small because of inefficient coupling, but it is an unavoidable intermediate one through which magnetic energy gets channeled efficiently further to kinetic and thermal energies. This raises the question how safe in the neglect of the displacement current when prior to the emergence of conductivity, the electric energy dominates over magnetic. This is a typical situation in inflationary magnetohydrodynamics scenarios that we consider later in this paper. Before that, we discussed first the standard case when electric and magnetic energies are equally large.

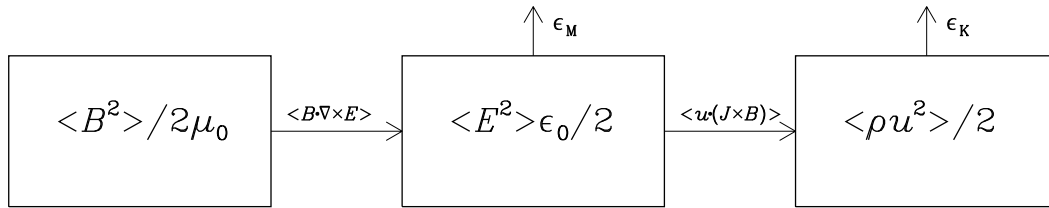


Figure 3. Energy conversion from magnetic to kinetic energies via the electric energy reservoir.

3. Numerical experiments with different temporal conductivity variations

To illustrate the conversion from electromagnetic energy to magnetohydrodynamic and thermal energies during the emergence of electric conductivity, let us begin with a simple one-dimensional experiment.

3.1. Electromagnetic waves and their suppression by conductivity

In one dimension with $\partial/\partial x \neq 0$ and $\sigma = 0$, we can have electromagnetic waves, for example $B_y^\pm(x, t) = B_0 \sin k(c \mp ct)$ and $E_z^\pm(x, t) = \mp k B_0 \sin k(c \mp ct)$, traveling in the positive (negative) x direction. Note that the electric and magnetic energies are always equal to each other. However, when σ becomes large, $|E|$ becomes suppressed. To understand this suppression, let us look at Eq. (32). When σ becomes large, the $\nabla \times \mathbf{B}$ term no longer needs to be balanced by the displacement current, but by the actual current. Inserting $\mathbf{J} = \sigma \mathbf{E}$ (for the comoving current density), we find $\mathbf{E} = \eta \nabla \times \mathbf{B}$, so we expect $|E|/|B| = O(\eta k)$. Thus, once σ becomes large, $|E|$ becomes suppressed relative to $|B|$ by a factor, $\eta k = k/\mu_0 \sigma$. Additionally, as mentioned above, both $|E|$ and $|B|$ become suppressed due to the intermediate phase when σ is neither small nor large yet. This was discussed in the appendix of Ref. [8], who found that for a linearly increasing conductivity profile $\sigma(t) = \sigma_{\max} t/t_{\text{trans}}$ during a certain time interval $t_0 \leq t \leq t_0 + t_{\text{trans}}$ of duration t_{trans} and starting at $t = t_0$, there was an amplitude drop, whose value increases approximately inversely proportional to $\eta_{\min} k^2 t_{\text{trans}}$, where $\eta_{\min} = 1/\mu_0 \sigma_{\max}$.

To specify the temporal variation of the conductivity profile, we define a piecewise linear function that goes from 0 (for $t \leq t_0$) to 1 (for $t \geq t_0 + \tau_0$) through

$$\Theta = \max \left[\min \left(\frac{t - t_0}{\tau_0}, 1 \right), 0 \right]. \quad (19)$$

The linear σ profile used in Ref. [8] is given by

$$\sigma(t) = \sigma_{\min} + (\sigma_0 - \sigma_{\min}) \Theta(t), \quad (20)$$

where $\sigma_0 = 1/\eta_0$ and $\sigma_{\min} = 1/\eta_{\max}$. Here, we also study a profile whose logarithm is linearly varying. We therefore refer to it as a logarithmic profile, which is of the form

$$\sigma(t) = \sigma_0 \exp \{ \ln(\sigma_{\max}/\sigma_0) [1 - \Theta(t)] \}, \quad (21)$$

which allows us to specify the duration, during which σ transits by an order of magnitude for any value of σ . For the linear σ profile, by contrast, the duration would be different for different σ ranges, and it would be very short for large values of σ .

For the simulations, we use the PENCIL CODE [24], which employs the magnetic vector potential A , so that $\mathbf{B} = \nabla \times \mathbf{A}$ is always divergence-free. The evolution equation for A can then be written as

$$\frac{1}{c^2} \frac{\partial^2 A}{\partial t^2} - \nabla^2 A + \nabla \nabla \cdot \mathbf{A} + \frac{1}{\eta(t)} \left(\frac{\partial \mathbf{A}}{\partial t} + \mathbf{u} \times \mathbf{B} \right) = 0, \quad (22)$$

where $\nabla \cdot \mathbf{A} = 0$ if the Coulomb gauge is used (which is often not the case in numerical simulations). Equation (22) shows that in a vacuum, where $1/\eta \rightarrow 0$, one recovers a standard wave equation for waves with propagation speed c . In the opposite limit, where $\eta \rightarrow 0$, one can neglect the $(\eta/c^2) \partial^2 A / \partial t^2$ term and one recovers the usual induction equation, where $\eta \nabla^2 A$ acts as a diffusion term.

3.2. Transition to the high-conductivity regime for different parameters

The transition to the high-conductivity regime involves the conversion of electromagnetic waves to magnetohydrodynamic waves [9]. One can imagine that this process is more efficient when the frequencies of both waves are equal. In the high conductivity regime, the frequency of magnetohydrodynamic waves depends on the strength of the imposed magnetic field, B_0 , which determines the nominal Alfvén speed, $v_{A0} = B_0 / \sqrt{\rho \mu_0}$. Since Alfvén waves propagate along the magnetic field, and since $\partial/\partial x \neq 0$, we impose the magnetic field also in the x direction, i.e., we write $\mathbf{B} = \hat{x}B_0 + \nabla \times \mathbf{A}$, where $\nabla \times \mathbf{A}$ is the departure from the imposed magnetic field. In the following numerical experiments, we choose $t_0 = 0$.

The result is shown in Figure 4, where we compare $B_y(x, t)$ as a colored contour plot in the xt plane. We compute the solution in a domain of size L , so the lowest wave number is $k_1 = 2\pi/L$. The density is initially uniform and equal to ρ_0 . In the following, we use units where $c = k_1 = \rho_0 = 1$. We see that for $v_{A0} = 1$, the wave propagates almost unaffectedly by the switch to high conductivity. Here, the frequency of the electromagnetic wave is $ck_1 = 1$ and the nominal frequency of the Alfvén wave, $v_{A0}k$, is also unity but the actual frequency is slightly less than that. This is because of special relativity effects forcing the wave speed to be always less than c . In fact, the actual wave speed is $v_A = v_{A0} / (1 + v_{A0}^2/c^2)^{1/2}$ [25].

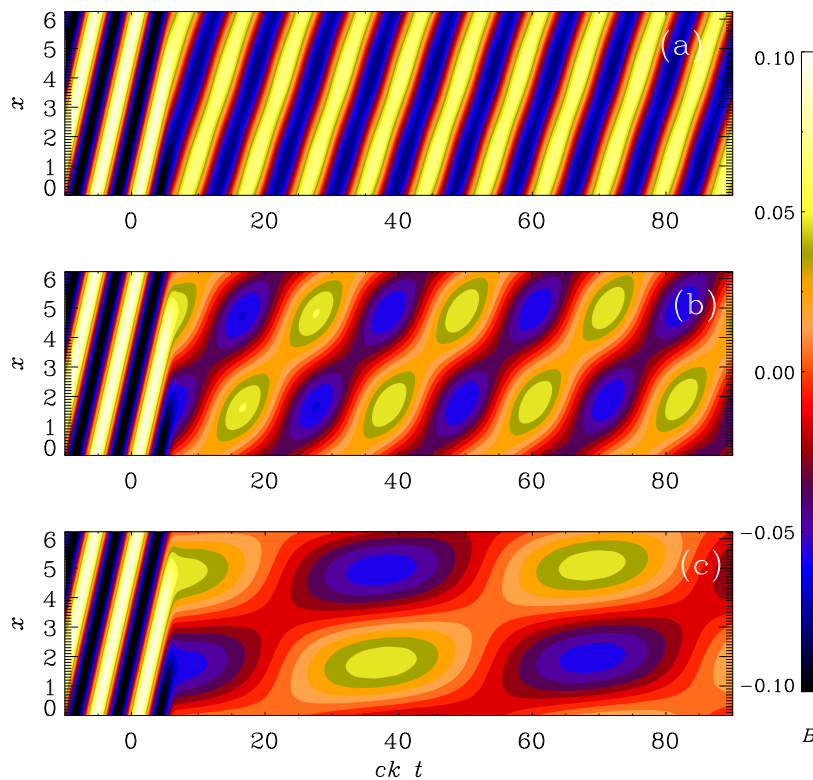


Figure 4. Evolution of $B_y(x,t)$ for the logarithmic σ profile with (a) $v_{A0} = 1$, (b) $v_{A0} = 0.3$, and (c) $v_{A0} = 0.1$, and $t_{\text{trans}} = 10$ in all cases.

For smaller values of v_{A0} , we see that not only the wave speed is less, as seen from the shallower inclination of the pattern in Figure 4b,c, but there is also a certain drop of the wave amplitude, and there is also an additional modulation resulting from an effective initial condition at $t = 0$ that does not match the eigenfunction for an Alfvén wave.

In Figure 5, we compare the logarithmic σ profile with the linear one using $v_{A0} = 0.3$. For the logarithmic profile, the drop in amplitude is clearly larger than that for the linear σ profile. To obtain a similar drop, with the linear σ profile, one would need to increase t_{trans} to about 500; see Figure 5c.

To be more quantitative, we now compare in Figure 6a the evolution of B_y at one specific point $x = x_*$ for the three runs of Figure 5a,c. Note that the drop of the wave amplitude after $t = 0$ is similar for runs **a** and **c**, but much less for **b**.

In Figure 5b, we also show how σ varies. We do this by plotting the nondimensional resistivity

$$R(t) \equiv \eta(t)k/c, \quad (23)$$

which decreases from 10^4 to 5×10^{-4} . We see that most of the decay happens when it transits through unity. Owing to the logarithmic nature of the profile, the quantity $R(t)$ spends a time interval of about $ckt_{\text{trans}} = 5$ while $R(t)$ changes from 10 to 0.1. By contrast, for the linear profile, the time interval is virtually non-existing. For $t_{\text{trans}} = 500$, on the other hand, ckt_{trans} is similar to what led to the to a similar decay for the logarithmic profile. This is also confirmed by the inset of panel **b**, which shows that $R(t)$ traverses unity by a margin of one order of magnitude for **a** and **c**, but not for **b**. The results discussed above confirm that the relevant time interval is indeed that where $R(t)$ is within an order of magnitude around unity.

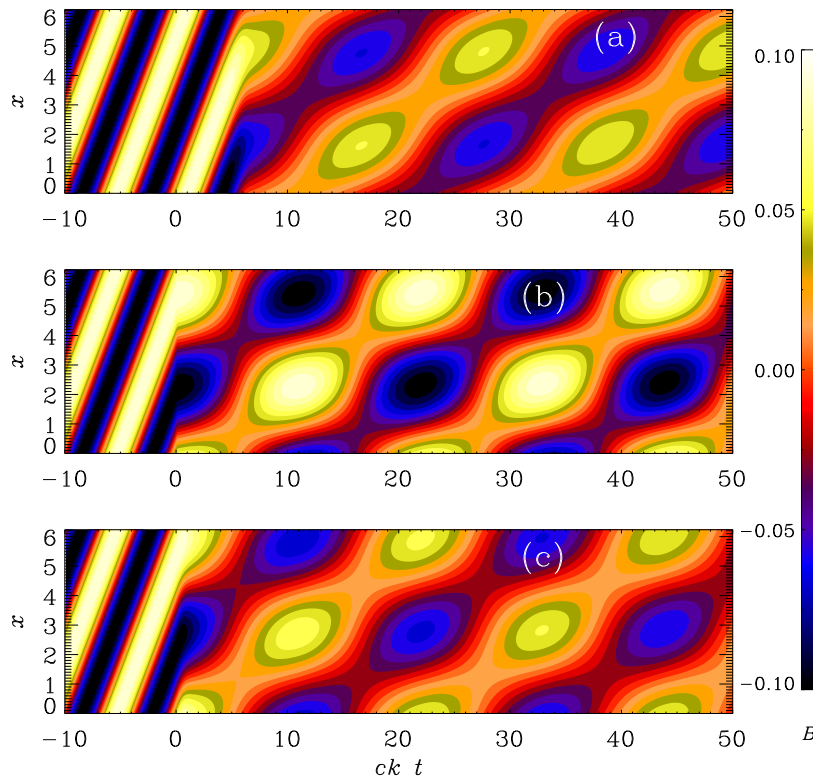


Figure 5. Evolution of $B_y(x, t)$ for the logarithmic σ profile with $v_A = 0.3$ and (a) the logarithmic σ profile with $t_{\text{trans}} = 10$, (b) the linear σ profile with $t_{\text{trans}} = 10$, and (c) the linear σ profile with $t_{\text{trans}} = 1000$.

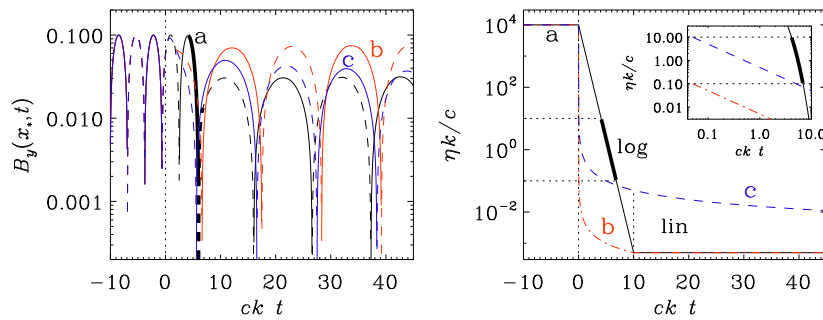


Figure 6. (a) Evolution of B_y at one specific point $x = x_*$ in the three runs of Figure 5a,c. Note that the drop of the wave amplitude after $t = 0$ is similar for runs **a** and **c**, but much less for **b**. (b) Dependence of $R(t) = \eta(t)k/c$ for the logarithmic profile with $t_{\text{trans}} = 10$ in run **a**, and the linear profile with $t_{\text{trans}} = 10$ in run **b** and $t_{\text{trans}} = 500$ in run **c**. We see from the inset of panel **b** that the time spent in $R(t)$ traversing unity by a margin of one order of magnitude is similar for **a** and **c**, but virtually non-existing for **b**.

Looking at Figure 7, we see that the electric energy was initially equal to the magnetic one, but as the conductivity increases, there is a rapid decline of electric energy ($\mathcal{E}_E < 0$), and most of it gets dissipated thermally, while only a small fraction ($< 10\%$ for $t_{\text{trans}} = 10$) gets transferred into kinetic energy. It turns out that the mean magnetic and electric energy densities decay like $\exp(-\nu k^2 t)$ (without a factor of 2). Furthermore, the ratio is here $\mathcal{E}_E/\mathcal{E}_M \approx 10$ for $\text{Pr}_M = 20$. Note that the oscillations in $\mathcal{E}_M + \mathcal{E}_K$ (orange line) are compensated mostly entirely by those in \mathcal{E}_E (blue line).

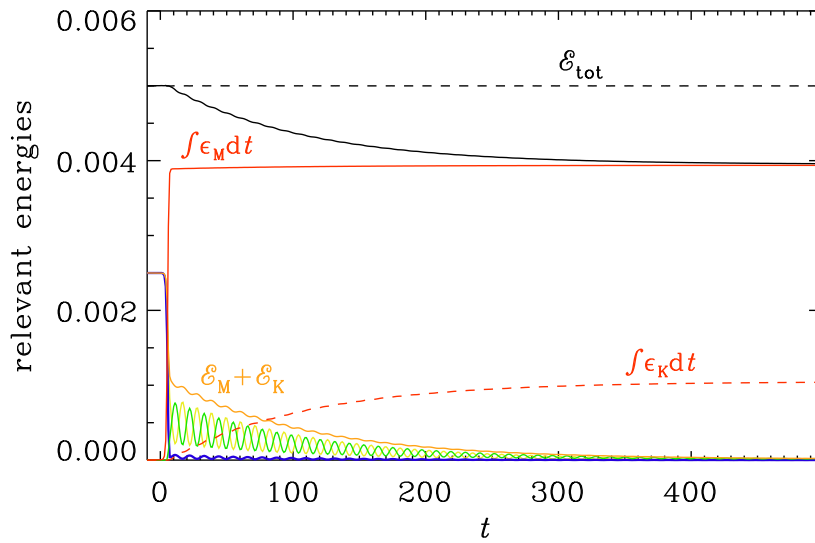


Figure 7. Initially, all the energy is in electromagnetic energy, $\mathcal{E}_E + \mathcal{E}_M$ for $\nu = 0.01$ and $\eta_{\text{fin}} = 5 \times 10^{-4}$. In the end, all the energy gets converted into heat. The red lines give the integrated Ohmic and viscous energy gains, $\int \epsilon_M dt$ and $\int \epsilon_K dt$, respectively. At intermediate times, this energy gets distributed to equal amounts to kinetic energy, \mathcal{E}_K and magnetic energy \mathcal{E}_M . The orange line shows $\mathcal{E}_K + \mathcal{E}_M$. The yellow and blue lines give just \mathcal{E}_E and \mathcal{E}_K separately.

In Figure 8, we show the evolution of various energy fluxes. We see that the magnetic energy decays and gives off energy to the electric energy reservoir through the term $Q_E = \langle \mathbf{E} \cdot \nabla \times \mathbf{B} \rangle > 0$. The magnetic heating is thus composed of the following terms:

$$\epsilon_M = -\dot{\mathcal{E}}_E + Q_E - W_L \quad (24)$$

For rapid transits, $t_{\text{trans}} \lesssim 5$, Q_E is small compared with $-\dot{\mathcal{E}}_E$, so ϵ_M is mostly entirely the result of exhausting electric energy, i.e., $\dot{\mathcal{E}}_E < 0$. For longer transits, $t_{\text{trans}} > 10$, $Q_E \approx -\dot{\mathcal{E}}_E$, so ϵ_M is supplied to about 50% through Q_E and to another 50% through $-\dot{\mathcal{E}}_E$. These differences are summarized in Table 1.

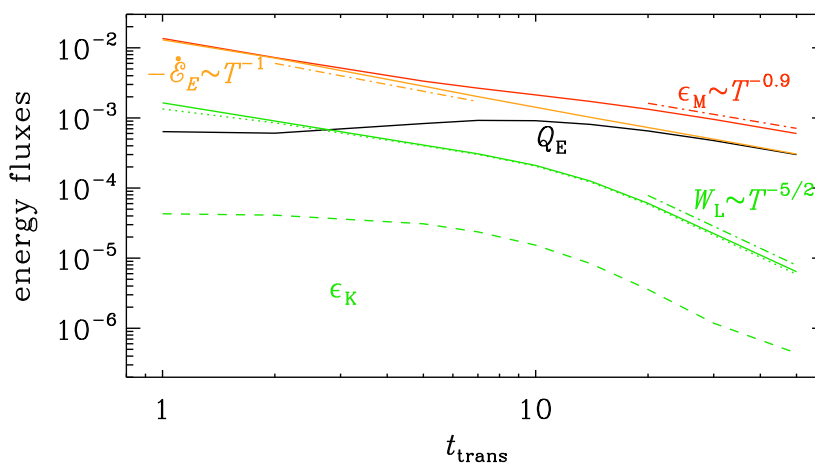


Figure 8. Evolution of energy fluxes for the model with the 'log-switch-on' conductivity profile. $\nu = \eta = 5 \times 10^{-4}$. In all cases, the initial diffusivity is $\eta_{\text{ini}} = 10^4$. The only difference to the run with a larger viscosity is that ϵ_K is larger.

Table 1. The two regimes of energy transfer for short and long transits.

	rapid transits	long transits
criterion	$t_{\text{trans}} < 10$	$t_{\text{trans}} > 10$
Lorentz work	$W_L/\epsilon_M \approx 0.1$	$W_L/\epsilon_M \approx 5 t_{\text{trans}}^{-1.6}$
heating	$\epsilon_M \approx -\dot{\mathcal{E}}_E$ and $Q_E \ll \epsilon_M$	$\epsilon_M \approx -0.5 \dot{\mathcal{E}}_E \approx 0.5 Q_E$

In connection with Figure 4, we noted that there is a certain drop of the wave amplitude after the transit to large conductivity. This drop was larger for a larger ratio of the electromagnetic to Alfvén wave speeds. When the nominal Alfvén speed was equal to the speed of light, the drop was small. In Figure 9 we quantify this by plotting \mathcal{E}_M at $t = 100$, i.e., after the conductivity has increased to a large value, vs t_{trans} for different values of v_{A0}/c . We confirm the results of Ref. [8] where the logarithmic drop was found to depend linearly on the value of t_{trans} . However, we now also see that the slope of this curve decreases with increasing Alfvén wave speed.

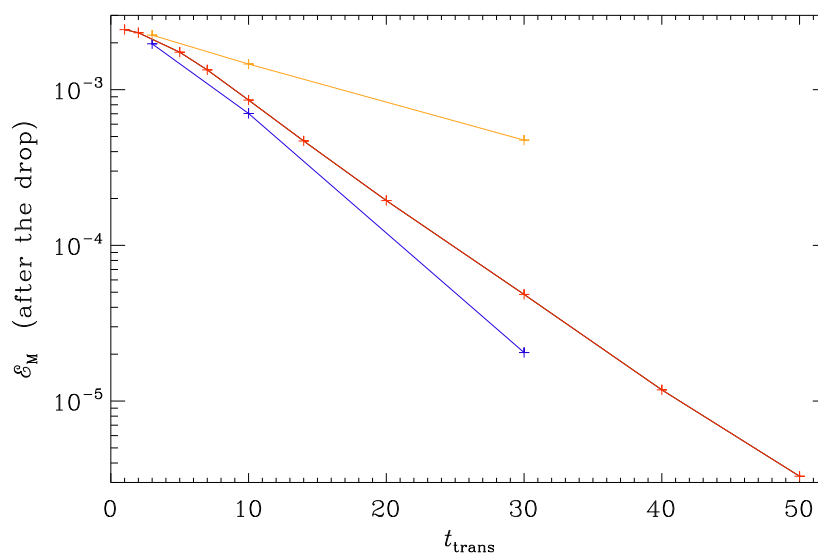


Figure 9. \mathcal{E}_M at $t = 100$, i.e., after the conductivity has increased to large value, vs t_{trans} for $v_{A0}/c = 1$ (orange), $v_{A0}/c = 0.3$ (red), and $v_{A0}/c = 0.1$ (blue).

4. Cosmological application prior to radiation domination

As alluded to above, the end of inflation might provide an opportunity to illustrate electromagnetic energy conversion, because in that case, the electric energy can greatly exceed the magnetic one.

4.1. Magnetic fields in cosmology

In the present Universe, magnetic fields are constantly being regenerated by dynamo action on all scales up to those of galaxy clusters. The energy source is here gravitational, which is released through accretion or direct collapse. Magnetic fields may also be present on even larger scales. However, in the locations between galaxy clusters, i.e., in what is often referred to as voids, it is generally thought impossible to produce magnetic fields through contemporary dynamo action; see Refs. [26,27] for reviews on the subject. Nevertheless, indirect evidence for the existence of magnetic fields in voids, and more specifically for lower limits of the magnetic field strength, comes from the non-observation of secondary photons in the halos to blazars, which are active galactic nuclei producing TeV photons. These photons interact with those of the extragalactic background light through inverse Compton scattering to produce GeV photons. Those secondary GeV photons are not observed. Their non-observation could be explained by an intervening magnetic field of about 10^{-16} G

on a megaparsec scale [28,29]. This field would deflect electrons and positrons in opposite directions, preventing them from recombining and thereby disrupting the energy cascade toward the lower GeV photons.

The non-observation of GeV photons might have other reasons, for example plasma instabilities that disrupt the electron–positron beam [30,31]. Nevertheless, even then, a certain fraction of the plasma beam disruption might still be caused by magnetic fields [32], which could explain the GeV halos of at least some blazars [33]. If magnetic fields really do exist on very large cosmological scales, they may be primordial in origin. This may mean that they have been created during or before the radiation-dominated era of the Universe, for example during one of the cosmological phase transitions or during inflation. Inflation was a phase where the conversion from electromagnetic fields to magnetohydrodynamic fields played an important role, which is what we are interested in here.

4.2. Use of comoving variables and conformal time

The universe is expanding with time, as described by the scale factor $a(t)$. The equations of magnetohydrodynamics therefore contain additional terms with factors of $a(t)$ and its time derivatives. However, by using scaled variables, $\tilde{A} = aA$, $\tilde{B} = a^2B$, $\tilde{E} = a^2E$, $\tilde{J} = a^3J$, $\tilde{x} = x/a$, along with conformal time, $\tilde{t} = \int dt/a(t)$, all $a(t)$ factors and other terms involving $a(t)$ disappear from the magnetohydrodynamic equations [10]. The velocity is the same in both frames, i.e., $\tilde{u} = u$.

Given that the equations with tilded variables are equal to the ordinary ones in a non-expanded Universe, it is convenient to skip all tildes from now on. However, when discussing the evolution of the scale factor, for example, we do need again physical time, which will then be denoted by t_{phys} , while t then still denotes conformal time. Here is where we have a notational dilemma, because in cosmology, derivatives with respect to physical (or cosmic) time are often denoted by dots, while those with respect to conformal time are denoted by primes. We therefore decided here to follow the same convention, so $a' = da/dt$ and $a'' = d^2a/dt^2$ denote derivatives with respect to conformal time.

4.3. Inflationary magnetogenesis

Inflationary magnetogenesis models assume the breaking of conformal invariance through a factor f^2 in the electric energy contribution to the Lagrangian density $f^2 F^{\mu\nu} F_{\mu\nu}$, where $F_{\mu\nu}$ is the Faraday tensor [34]. Early approaches to inflationary magnetogenesis exposed specific problems: the strong coupling and the backreaction problems [35], as well as the Schwinger effect constraint, which can lead to a premature increase in the electric conductivity. This shorts the electric field and prevents further magnetic field growth [20]. This is particularly important for models that solve the backreaction problem by choosing a low energy scale inflation [36], but could be avoided if charged particles get sufficiently large masses by some mechanism in the early Universe [37]. The three problems are avoided by requiring the function f to obey certain constraints [7,38].

Successful models of inflationary magnetogenesis are thus possible, but this does not mean that the underlying cosmological models are also physically preferred options. Nevertheless, for the purpose of discussing the electromagnetic energy conversion, which is the goal of this paper, those models are a useful choice.

Three-dimensional simulations of inflationary magnetogenesis have been performed by assuming an abrupt switch from electromagnetism without currents and magnetohydrodynamics where the displacement current is already neglected [8,39]. They solved the evolution equations for the scaled magnetic vector potential, $\mathcal{A} \equiv fA$, in the Coulomb gauge:

$$\left[\frac{1}{c^2} \frac{\partial^2}{\partial t^2} - \nabla^2 - k_*^2(t) \right] \mathcal{A} = 0. \quad (25)$$

where $k_*^2(t) = f''/f$ is a generation term, because it destabilizes the field at large length scales for wave numbers $k < k_*(t)$. Analogous to the primes on $a(t)$, primes on $f(t)$ also denote conformal time derivatives. Towards the end of the reheating phase, where $f \rightarrow 1$, we expect $k_*(t) \rightarrow 0$.

Our aim here is to present calculations where the transit from vacuum to high conductivity is continuous. In particular, to calculate the generation term $k_*^2(t)$, one commonly uses a power law representation in terms of $a(t)$ of the form $f \propto a^\alpha$ with $\alpha > 0$ during inflation and $f \propto a^{-\beta}$ with $\beta > 0$ during reheating [40]. We are here only interested in the reheating phase where $a(t) \propto t^2$ [7,38] such that it is unity when the radiation-dominated era begins, and therefore $f = 1$ and $k_*^2(t) = 0$ for $a > 1$. For $a < 1$, by contrast, we have

$$k_*^2(t) = \beta \left[(\beta + 1)(a'/a)^2 - a''/a \right]. \quad (26)$$

Note that for $a = t^2$, we have $a' = 2t$ and $a'' = 2$, so $(a'/a)^2 = 4/t^2$ and $a''/a = 2/t^2$, and therefore $f''/f = 2\beta(2\beta + 1)/t^2$.

Contrary to the earlier numerical work [8,39], the displacement current is now included at all times. However, there is still a problem in that $k_*^2(t)$ has a discontinuity from $k_*^2(1) = \beta(\beta + 1) \neq 0$ to zero at the moment when the conductivity is turned on. In the simulations, this did not seem to have any serious effect on the results, because the magnetic field at the end of the electromagnetic phase only acted as an initial condition for the magnetohydrodynamic calculation after the switch. In a continuous calculation without switch, however, this problem must be avoided. This will be addressed next.

4.4. Continuous version of the generation term

An instructive way of obtaining a smooth transition from a quadratic to a linear growth profile of $a(t)$ is obtained by solving the Friedmann equations for a piecewise constant equation of state, $w(a)$, which relates the pressure with the density through $p = w\rho$. Under the assumption of zero curvature, i.e., the Universe is conformally flat, but expanding, the Friedmann equations can be written as a single equation which, in physical time, takes the form

$$a^{-1} d^2a/dt_{\text{phys}}^2 = -\frac{1}{2}H^2 [1 + 3w(a)], \quad (27)$$

where $H = a^{-1}da/dt_{\text{phys}}$ is the standard Hubble parameter. Here, $w(a) = 1/3$ during the radiation-dominated era and $w(a) = 0$ during reheating when there were no photons, which is there equivalent to the matter-dominated era that also occurs later after recombination and before the Universe began to accelerate again. The accelerated exponential expansion of the universe during inflation, and also the late acceleration of the present Universe, correspond to $w = -1$, but this will not be considered in the present paper.

It is convenient to solve the Friedmann equation with zero curvature in conformal time. It then takes the form $a''/a = \frac{1}{2}\mathcal{H}^2(1 - 3w)$, where $\mathcal{H} = a'/a$ is the conformal Hubble parameter. It is related to the usual one, H , through $\mathcal{H} = da/\partial t_{\text{phys}} = aH$. Note the opposite sign of the terms on the right-hand side and the opposite sign in front of $3w(a)$ compared to the formulation in terms of physical time. The equation for a'' is easily solved by splitting it into two first-order equations and introducing a new variable $b(t)$ and solving for

$$a' = b, \quad b' = (b^2/2a)(1 - 3w); \quad (28)$$

see also Ref. [41] for similar work in another context.

Figure 10 shows the solution for $a(t)$ and the ratios a'/a and a''/a compensated by t and t^2 , respectively, which allows us to see more clearly how a'/a changes from $2/t$ to $1/t$ and a''/a changes from $2/t^2$ to zero as we go from the reheating era to the radiation-dominated universe after reheating.

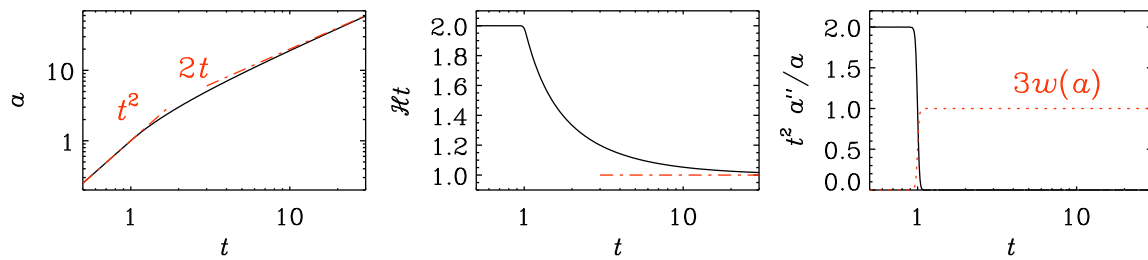


Figure 10. t dependence of (a) the scale factor $a(t)$, (b) the compensated Hubble coefficient $Ht = t a' / a$, and (c) the compensated left-hand side of the Friedmann equation, $t^2 a'' / a$. In (a), the asymptotic dependences $a = t^2$ and $2t$ for $t \ll 1$ and $\gg 1$ are overplotted as dashed-dotted orange lines. In (c), the function $3w(a(t))$ is overplotted as a dotted red line.

What is important here is the generation term $k_*^2(t) \equiv f'' / f$. It determines the wave number below which the solution is still unstable. However, since $k_*^2(t) = 2\beta(2\beta + 1)/t^2$, we have $ctk = \text{const} \approx 2\beta + 1/2$; see Table 2. In Figure 11, we plot the evolution \mathcal{E}_E , \mathcal{E}_M , and \mathcal{E}_K for $k = 10$ for all three values of β : 1, 2, and 4. Here and below, the initial amplitudes have been arranged such that $\mathcal{E}_M = 10^{-4}$ at $t = t_0$. In all cases, the solution has become stable by the time $t = t_0 = 1$, and we see electromagnetic oscillations toward the end of the reheating phase before conductivity turns on at $t_0 = 1$. This is here referred to as Set (i).

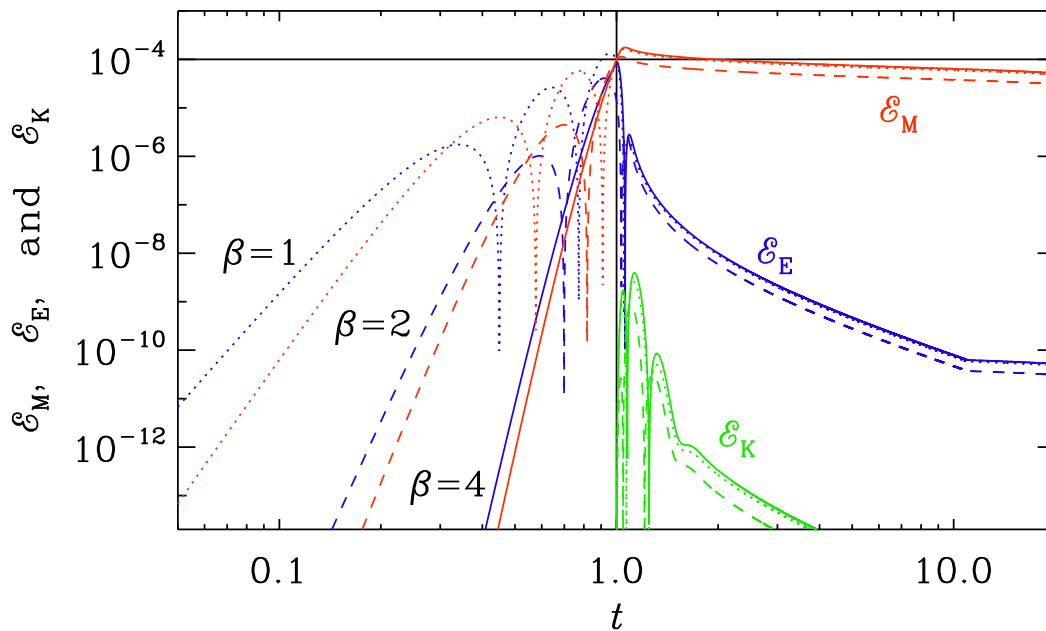


Figure 11. t dependence of B_{rms} (red), E_{rms} (blue), and u_{rms} (green) for runs with $\beta = 1$ (dotted lines), 2 (dashed lines), and 4 (solid lines) for Set (i) with $k = 10$, $t_0 = 1$, and $t_{\text{trans}} = 10$. The initial amplitudes have been arranged such that $B_{\text{rms}} = 0.01$ at $t = 1$.

Table 2. Parameters relevant for the models with different values of β .

β	$2\beta + 1$	$2\beta + 1/2$	$k_*(1)$
1	3	2.5	2.45
2	5	4.5	4.47
4	9	8.5	8.49

It is easy to see that on large length scales, when the ∇^2 operator in Eq. (25) is negligible compared with $k_*^2(t)$, we have

$$\mathcal{A}_z(x, t) = A_0 t^{2\beta+1} k^{-1} \cos kx, \quad A_z(x, t) = \mathcal{A}_z/f = A_0 t^{\beta+1} k^{-1} \cos kx, \quad (29)$$

$$B_y(x, t) = A_0 t^{\beta+1} \sin kx, \quad E_z(x, t) = -\partial A_z/\partial t = -(\beta+1)A_0 t^\beta k^{-1} \cos kx. \quad (30)$$

Thus, for $ckt \ll 1$, corresponding to super-horizon scales, where and when the modes are still unstable, we have $tE_{\text{rms}}/B_{\text{rms}} \approx \beta + 1$. On smaller length scales, i.e., for larger k values, the modes become stable and we have the usual electromagnetic waves.

When modeling the transition from a vacuum to that of high conductivity and the corresponding Joule heating, we still need to make a choice as to when σ would begin to increase, i.e., we need to choose values of t_0 and t_{trans} . If we choose the value of t_0 to be too large, we obtain solutions where electromagnetic waves have already been established; see Figure 11. The smallest wavenumber in our one-dimensional domain is $k = 10$, so by the time $t = 1$, even the largest modes in the domain are stable. We also see that at early times, \mathcal{E}_E and \mathcal{E}_M grow in an algebraic fashion and then become oscillatory when $k_*(t)$ has dropped below k . At $t = t_0 = 1$, when conductivity turns on, the electric energy decreases rapidly, while the magnetic energy diminishes only very slowly. The generated hydrodynamic energy is however small. This is similar to what we studied in Section 3.2.

Our objective here is to study cases that are different from what was studied in Section 3.2. Therefore we now choose Set (ii) with $t_0 = 0.1$ and $t_{\text{trans}} = 1$ (Figure 12) and another Set (iii) with $k_1 = 1$ and $t_0 = 1$ (Figure 13). Again, the electric energy drops significantly when conductivity turns on, but now there is a much larger spread in the resulting maximum magnetic energies for the three cases with $\beta = 1, 2$, and 4. For $\beta = 4$, \mathcal{E}_K reaches about one percent of \mathcal{E}_M at $t = 0.2$, for example.

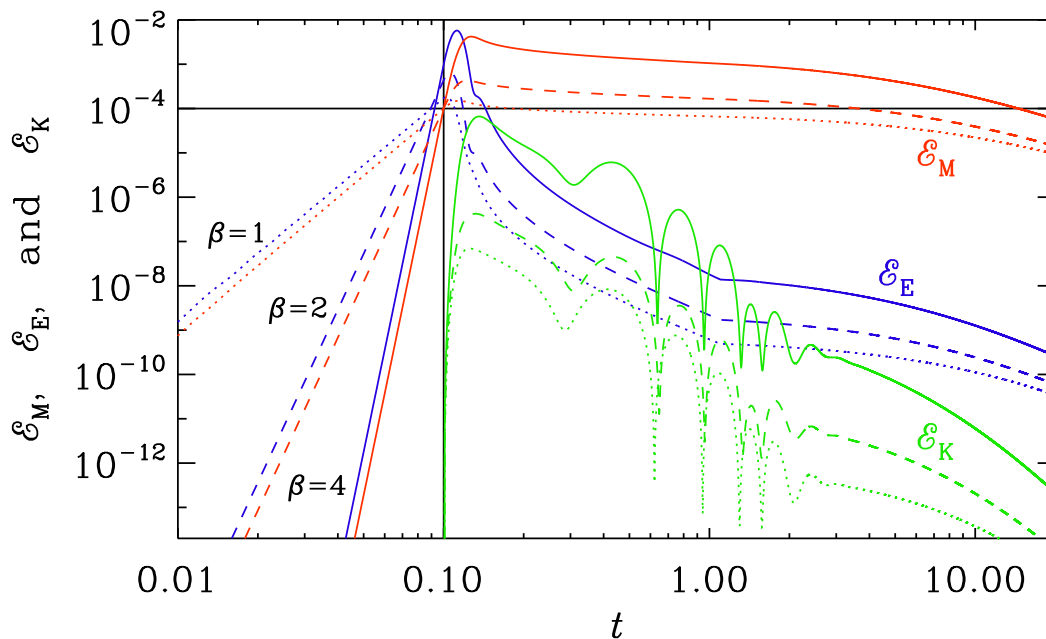


Figure 12. Similarly to Figure 11, but for Set (ii) with $k = 10$, $t_0 = 0.1$, and $t_{\text{trans}} = 1$.

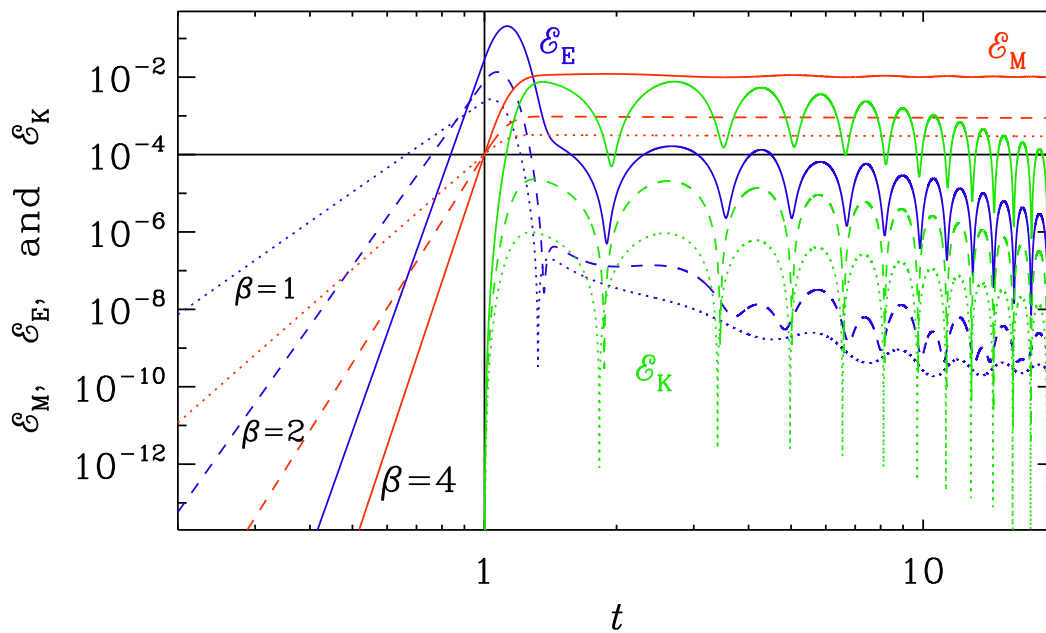


Figure 13. Similarly to Figure 11, but for for Set (iii) with $k = 1$, $t_0 = 1$, and $t_{\text{trans}} = 10$.

When increasing the wavenumber to $k = 1$, the largest modes are still unstable for the three cases with $\beta = 1, 2$, and 4 ; see Figure 13. Here, $k = 1$ and $t_0 = 1$ and $t_{\text{trans}} = 10$. The spread in the magnetic energy is similar, but the maximum kinetic energy is now much larger; see Table 3.

Table 3. Summary of various extrema for each of the three sets of models and values of β .

Set	k	t_0	variable	$\beta = 1$	$\beta = 2$	$\beta = 4$
(i)	10	1	$\max \mathcal{E}_E$	1.3×10^{-4}	4.1×10^{-5}	8.3×10^{-5}
(ii)	10	0.1		1.8×10^{-4}	6.4×10^{-4}	5.8×10^{-3}
(iii)	1	1		2.7×10^{-3}	1.4×10^{-2}	2.1×10^{-1}
(i)	10	1	$\max \mathcal{E}_M$	1.6×10^{-4}	1.1×10^{-4}	1.8×10^{-4}
(ii)	10	0.1		1.5×10^{-4}	4.3×10^{-4}	4.2×10^{-3}
(iii)	1	1		3.2×10^{-4}	9.6×10^{-4}	1.2×10^{-2}
(i)	10	1	$\max \mathcal{E}_K$	2.5×10^{-9}	9.0×10^{-10}	3.9×10^{-9}
(ii)	10	0.1		6.9×10^{-8}	4.2×10^{-7}	6.6×10^{-5}
(iii)	1	1		9.8×10^{-7}	2.3×10^{-5}	7.7×10^{-3}
(i)	10	1	$\max Q_G$	1.4×10^{-4}	2.0×10^{-4}	1.4×10^{-3}
(ii)	10	0.1		4.4×10^{-3}	3.8×10^{-2}	8.6×10^{-1}
(iii)	1	1		8.4×10^{-3}	7.8×10^{-2}	2.7×10^0
(i)	10	1	$\max(-Q_E)$	2.0×10^{-3}	9.3×10^{-4}	2.0×10^{-3}
(ii)	10	0.1		5.3×10^{-3}	2.2×10^{-2}	2.7×10^{-1}
(iii)	1	1		1.3×10^{-3}	4.7×10^{-3}	5.9×10^{-2}
(i)	10	1	$\max \epsilon_M$	2.0×10^{-3}	4.1×10^{-4}	2.5×10^{-3}
(ii)	10	0.1		2.1×10^{-2}	1.1×10^{-1}	1.5×10^0
(iii)	1	1		3.5×10^{-2}	2.5×10^{-1}	5.8×10^0
(i)	10	1	$\max(-\dot{\mathcal{E}}_E)$	3.3×10^{-3}	6.3×10^{-4}	2.7×10^{-3}
(ii)	10	0.1		1.6×10^{-2}	5.9×10^{-2}	5.6×10^{-1}
(iii)	1	1		2.4×10^{-2}	1.3×10^{-1}	1.9×10^0
(i)	10	1	$\max \dot{\mathcal{E}}_E$	1.2×10^{-3}	3.4×10^{-4}	8.0×10^{-4}
(ii)	10	0.1		8.6×10^{-3}	5.4×10^{-2}	5.4×10^{-1}
(iii)	1	1		1.8×10^{-2}	1.3×10^{-1}	2.0×10^0

4.5. Energy conversions during reheating

During reheating, there is an additional source of energy resulting from the generation term $k_*^2(t)$. The term $k_*^2(t)$ appeared in Eq. (25) for $\mathcal{A} = fA$. However, to write down the relevant equation for $E = -\partial A/\partial t$, we have to revert to the original equation for A , which reads [40]

$$\left[\frac{1}{c^2} \left(\frac{\partial^2}{\partial t^2} + 2\frac{f'}{f} \frac{\partial}{\partial t} \right) - \nabla^2 \right] A = 0. \quad (31)$$

Thus, Eq. (32) with the current density term restored, now becomes

$$\frac{1}{c^2} \left(\frac{\partial \mathbf{E}}{\partial t} + 2\frac{f'}{f} \mathbf{E} \right) = \nabla \times \mathbf{B} - \mu_0 \mathbf{J}, \quad (32)$$

and therefore, Eq. (15) for the electric energy now has an extra term and reads

$$\frac{d}{dt} \langle \epsilon_0 E^2 / 2 \rangle = -2(f'/f) \langle \epsilon_0 E^2 \rangle + \langle \mathbf{E} \cdot \nabla \times \mathbf{B} / \mu_0 \rangle - \langle \mathbf{J} \cdot \mathbf{E} \rangle. \quad (33)$$

During reheating with $f \propto a^{-\beta} \propto t^{-2\beta}$, we have $f'/f = -2\beta/t$, so the first term on the right-hand side of Eq. (33) is positive. Similarly to what was done in Section 3.2, we can write the electric energy equation more compactly as $\dot{\mathcal{E}}_E = Q_G + Q_E - \epsilon_M - W_L$, where $Q_G = -4(f'/f)\mathcal{E}_E$ is now the dominant source, but Q_E plays here the role of a sink during the first part of the evolution. This equation generalizes Eq. (24) to the case with electromagnetic field generation during reheating; see also Figure 14.

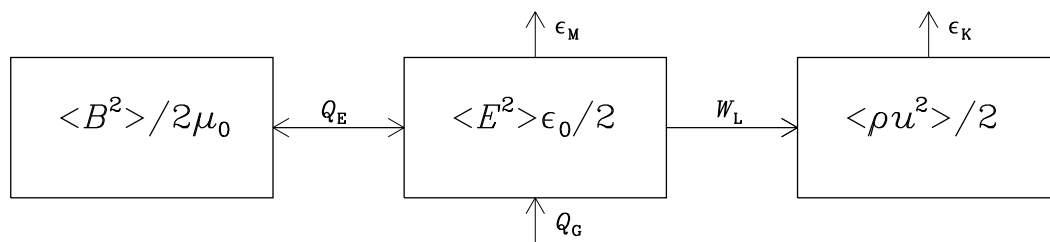


Figure 14. Similar to Figure 3, but now with inflationary magnetogenesis energy generation and energy exchange between electric and magnetic energies in both directions.

The evolution of Q_G , Q_E , $\dot{\mathcal{E}}_E$, and ϵ_M is shown in Figure 15 during magnetic field generation in the case (ii) for all three values of β . It is instructive to write the electric energy equation as

$$Q_G = \epsilon_M + \dot{\mathcal{E}}_E + W_L - Q_E. \quad (34)$$

Comparing the three panels of Figure 15, we thus see that for $\beta = 1$, there is a slow generation phase starting much before t_0 . It should be noted, however, that the ranges on the vertical axis are different for the different panels.

At $t = t_0 = 0.1$, there is a rise of conductivity, and therefore a sharp rise in Ohmic heating, ϵ_M . This is also the time when $\dot{\mathcal{E}}_E$ reaches a maximum and becomes negative shortly thereafter. For large values of β , this moment happens a bit later, at $t = 0.11$ compared to $t = 0.10$ for $\beta = 1$. Note that, while for $\beta = 4$ the maxima of Q_G and ϵ_M are similar, for smaller values of β , the maxima of ϵ_M are much larger than those of Q_G . Instead, for $\beta = 1$, for example, we have $\epsilon_M \approx -\dot{\mathcal{E}}_E$, i.e., almost the entire heating is here caused by dissipation of electric energy.

In Figure 16, we show a plot similar to Figure 15, but for the case (i), where all modes were already oscillatory at $t = t_0 = 1$, when conductivity turned on. The Ohmic heating now plays a minor role in

the sense that its maximum value is much less than the extrema of Q_G , Q_E , and $\dot{\mathcal{E}}_E$. For $\beta = 1$ and 2, we see that $\dot{\mathcal{E}}_E$ and Q_E are nearly in phase shortly before conductivity turns on. This means that the electric and magnetic energies are strongly coupled and a flow of energy from magnetic to electric energy ($Q_E > 0$) leads to an increase of electric energy ($\dot{\mathcal{E}}_E > 0$). This is expected, because there is just an oscillatory exchange between electric and magnetic energies. For $\beta = 4$, on the other hand, the oscillatory phase just started to develop shortly before $t = 1$, but the curves are similar to those for $\beta = 1$ and 2, although at earlier times. The time of the first maximum of Q_G is at $t = 0.9$ for $\beta = 4$, while for $\beta = 2$, it is at $t = 0.46$ and for $\beta = 1$ it is at $t = 0.25$, and we see that the profiles of all curves are indeed very similar around those times.

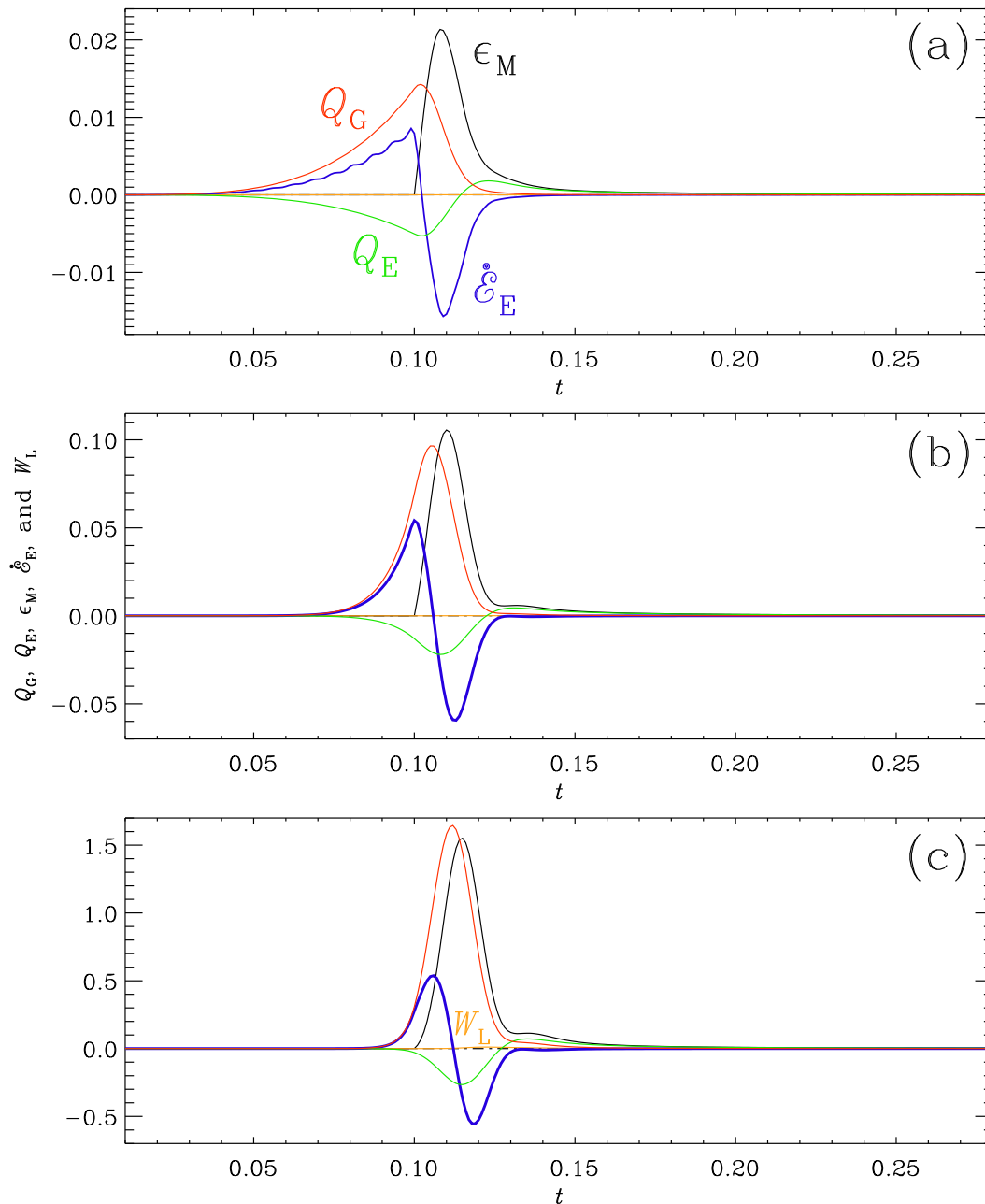


Figure 15. t dependence of Q_G (red), Q_E (green), ϵ_M (black), $\dot{\mathcal{E}}_E$ (blue), and W_L (orange) for the runs of Set (ii) in Figure 12 with $t_0 = 0.1$ and $t_{\text{trans}} = 1$.

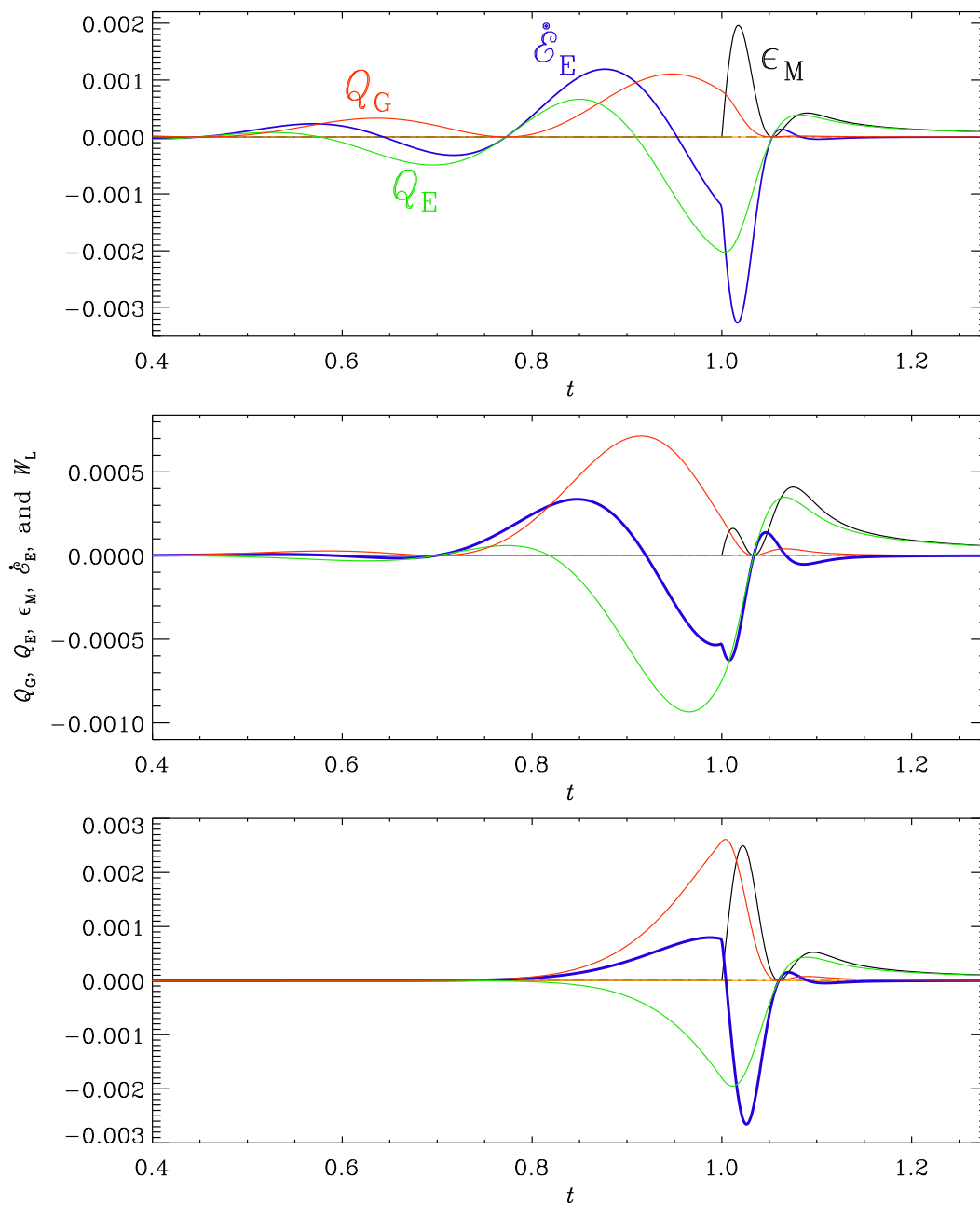


Figure 16. Similarly to Figure 15, but for the runs of Set (i) in Figure 11 with $t_0 = 1$ and $t_{\text{trans}} = 10$. Note that Q_G and Q_E vary in anti-phase.

5. Conclusions

In this paper, we have studied the conversion of electromagnetic energy into kinetic and thermal energies as the electric conductivity transits from zero (vacuum) to large values. This problem has relevance to the reheating phase at the end of cosmological inflation and before the emergence of an extended, radiation-dominated era before the time of recombination, which is much later. While not much is known about the physical processes leading to reheating and the emergence of conductivity, a lot can now be said about the general process of such an energy conversion.

Already in the absence of cosmological expansion, we have seen that the transition to conductivity involves an oscillatory exchange between electric and magnetic energies. It is mainly the electric energy reservoir that delivers energy to the kinetic and thermal energy reservoirs, and not magnetic energy directly, as in magnetohydrodynamics. We knew already from earlier work that the duration

of the transit plays a significant role in causing a drop in magnetic energy. We now also see that this drop depends on the magnetic field strength and thus the typical Alfvén speed. The drop can become small if the Alfvén speed becomes comparable to the speed of light. Furthermore, for short transits, we have seen that energy transfer between electric and magnetic energies is small and that the initial electric energy goes directly into thermal energy. For longer transits, however, the mutual exchange with magnetic energy becomes approximately equal to the thermal energy loss, so thermalization now also involves the magnetic energy reservoir.

When applying electromagnetic energy conservation to the problem of reheating, we have a new quality in the model in that there is now also energy transfer through conformal invariance breaking, which may occur during inflation and reheating. This is obviously speculative, but a very promising scenario for the generation of large-scale magnetic fields in the early Universe [34] and for explaining the observed lower limits of the intergalactic magnetic field on megaparsec length scales [28,29].

The present study has shown that significant work can be done by the Lorentz force when the electromagnetic energy conversion happens early and on scales large enough so that the modes are still growing in time. This is because there is then significant excess of electric energy over magnetic. This is an effect that was ignored in previous simulations of inflationary magnetogenesis and, in particular, the resulting relic gravitational wave production [8,39].

It will be useful to extend these studies to turbulent flows and magnetic fields, but this is not easy because of numerical and perhaps even physical instabilities. Once these problems are overcome, it would also be interesting to study dynamo action in situations of moderate magnetic conductivity where coupling with the electric energy reservoir could reveal new aspects. We leave this for future work.

Author Contributions: Conceptualization, A.B. and N.N.P.; methodology, A.B.; software, A.B. and N.N.P. All authors have read and agreed to the published version of the manuscript.

Funding: This research was funded by Vetenskapsrådet grant number 2019-04234 and NASA ATP award number 80NSSC22K0825.

Data Availability Statement: The source code used for the simulations of this study, the PENCIL CODE [24], is freely available on <https://github.com/pencil-code/> (accessed on 1 August 2023). The DOI of the code is <https://doi.org/10.5281/zenodo.2315093> (accessed on 1 August 2023). The simulation setups and the corresponding secondary data are available on <http://norlx65.nordita.org/~brandenb/projects/EMconversion> (accessed on 1 August 2023). and on <https://doi.org/10.5281/zenodo.8203242> (accessed on 1 August 2023).

Acknowledgments: The authors thank Johan Anderson for suggesting this contribution to the special issue on Energy Transfer and Dissipation in Plasma Turbulence. We acknowledge the allocation of computing resources provided by the Swedish National Allocations Committee at the Center for Parallel Computers at the Royal Institute of Technology in Stockholm and Linköping.

Conflicts of Interest: The authors declare no conflict of interest.

References

1. Moffatt, H.K. *Magnetic Field Generation in Electrically Conducting Fluids*; Cambridge University Press: Cambridge, 1978.
2. Tobias, S.M. The turbulent dynamo. *J. Fluid Mech.* **2021**, *912*, P1, [arXiv:physics.flu-dyn/1907.03685]. doi:10.1017/jfm.2020.1055.
3. Brandenburg, A. Magnetic Prandtl Number Dependence of the Kinetic-to-magnetic Dissipation Ratio. *Astrophys. J.* **2014**, *791*, 12, [arXiv:astro-ph.SR/1404.6964]. doi:10.1088/0004-637X/791/1/12.
4. Brandenburg, A.; Rempel, M. Reversed Dynamo at Small Scales and Large Magnetic Prandtl Number. *Astrophys. J.* **2019**, *879*, 57, [arXiv:astro-ph.SR/1903.11869]. doi:10.3847/1538-4357/ab24bd.
5. Mahajan, S.M.; Shatashvili, N.L.; Mikeladze, S.V.; Sigua, K.I. Acceleration of Plasma Flows Due to Reverse Dynamo Mechanism. *Astrophys. J.* **2005**, *634*, 419–425, [arXiv:astro-ph/astro-ph/0503431]. doi:10.1086/432867.

6. Field, G.B.; Carroll, S.M. Axions and Cosmic Magnetic Fields. *arXiv e-prints* **2023**, p. arXiv:2307.05425, [[arXiv:hep-ph/2307.05425](https://arxiv.org/abs/2307.05425)]. doi:10.48550/arXiv.2307.05425.
7. Sharma, R.; Jagannathan, S.; Seshadri, T.R.; Subramanian, K. Challenges in inflationary magnetogenesis: Constraints from strong coupling, backreaction, and the Schwinger effect. *Phys. Rev. D* **2017**, *96*, 083511, [[arXiv:astro-ph.CO/1708.08119](https://arxiv.org/abs/1708.08119)]. doi:10.1103/PhysRevD.96.083511.
8. Brandenburg, A.; Sharma, R. Simulating Relic Gravitational Waves from Inflationary Magnetogenesis. *Astrophys. J.* **2021**, *920*, 26, [[arXiv:astro-ph.CO/2106.03857](https://arxiv.org/abs/2106.03857)]. doi:10.3847/1538-4357/ac1599.
9. Alfvén, H. Existence of Electromagnetic-Hydrodynamic Waves. *Nature* **1942**, *150*, 405–406. doi:10.1038/150405d0.
10. Brandenburg, A.; Enqvist, K.; Olesen, P. Large-scale magnetic fields from hydromagnetic turbulence in the very early universe. *Phys. Rev. D* **1996**, *54*, 1291–1300, [[arXiv:astro-ph/astro-ph/9602031](https://arxiv.org/abs/astro-ph/9602031)]. doi:10.1103/PhysRevD.54.1291.
11. Christensson, M.; Hindmarsh, M.; Brandenburg, A. Inverse cascade in decaying three-dimensional magnetohydrodynamic turbulence. *PhRvE* **2001**, *64*, 056405. doi:10.1103/PhysRevE.64.056405.
12. Banerjee, R.; Jedamzik, K. Evolution of cosmic magnetic fields: From the very early Universe, to recombination, to the present. *Phys. Rev. D* **2004**, *70*, 123003, [[arXiv:astro-ph/astro-ph/0410032](https://arxiv.org/abs/astro-ph/0410032)]. doi:10.1103/PhysRevD.70.123003.
13. Kahniashvili, T.; Tevzadze, A.G.; Brandenburg, A.; Neronov, A. Evolution of primordial magnetic fields from phase transitions. *Phys. Rev. D* **2013**, *87*, 083007, [[arXiv:astro-ph.CO/1212.0596](https://arxiv.org/abs/astro-ph.CO/1212.0596)]. doi:10.1103/PhysRevD.87.083007.
14. Brandenburg, A.; Kahniashvili, T.; Tevzadze, A.G. Nonhelical Inverse Transfer of a Decaying Turbulent Magnetic Field. *Phys. Rev. Lett.* **2015**, *114*, 075001, [[arXiv:astro-ph.CO/1404.2238](https://arxiv.org/abs/astro-ph.CO/1404.2238)]. doi:10.1103/PhysRevLett.114.075001.
15. Brandenburg, A.; Kahniashvili, T. Classes of Hydrodynamic and Magnetohydrodynamic Turbulent Decay. *PhRvL* **2017**, *118*, 055102, [[arXiv:physics.flu-dyn/1607.01360](https://arxiv.org/abs/physics.flu-dyn/1607.01360)]. doi:10.1103/PhysRevLett.118.055102.
16. Hosking, D.N.; Schekochihin, A.A. Cosmic-void observations reconciled with primordial magnetogenesis. *arXiv e-prints* **2022**, p. arXiv:2203.03573, [[arXiv:astro-ph.CO/2203.03573](https://arxiv.org/abs/astro-ph.CO/2203.03573)].
17. Silk, J. Cosmic Black-Body Radiation and Galaxy Formation. *Astrophys. J.* **1968**, *151*, 459. doi:10.1086/149449.
18. Kolb, E.W.; Turner, M.S. *The early universe*; Vol. 69, 1990.
19. Brandenburg, A.; Enqvist, K.; Olesen, P. The effect of Silk damping on primordial magnetic fields. *Phys. Lett. B* **1997**, *392*, 395–402, [[arXiv:hep-ph/hep-ph/9608422](https://arxiv.org/abs/hep-ph/9608422)]. doi:10.1016/S0370-2693(96)01566-3.
20. Kobayashi, T.; Afshordi, N. Schwinger effect in 4D de Sitter space and constraints on magnetogenesis in the early universe. *J. High Energy Phys.* **2014**, *2014*, 166, [[arXiv:hep-th/1408.4141](https://arxiv.org/abs/hep-th/1408.4141)]. doi:10.1007/JHEP10(2014)166.
21. Brandenburg, A.; Ntormousi, E. Dynamo effect in unstirred self-gravitating turbulence. *MNRAS* **2022**, *513*, 2136–2151, [[arXiv:astro-ph.GA/2112.03838](https://arxiv.org/abs/astro-ph.GA/2112.03838)]. doi:10.1093/mnras/stac982.
22. Brandenburg, A.; Jennings, R.L.; Nordlund, Å.; Rieutord, M.; Stein, R.F.; Tuominen, I. Magnetic structures in a dynamo simulation. *J. Fluid Mech.* **1996**, *306*, 325–352. doi:10.1017/S0022112096001322.
23. Brandenburg, A.; Nordlund, A.; Stein, R.F.; Torkelsson, U. Dynamo-generated Turbulence and Large-Scale Magnetic Fields in a Keplerian Shear Flow. *Astrophys. J.* **1995**, *446*, 741. doi:10.1086/175831.
24. Pencil Code Collaboration.; Brandenburg, A.; Johansen, A.; Bourdin, P.; Dobler, W.; Lyra, W.; Rheinhardt, M.; Bingert, S.; Haugen, N.; Mee, A.; Gent, F.; Babkovskaia, N.; Yang, C.C.; Heinemann, T.; Dintrans, B.; Mitra, D.; Candelaresi, S.; Warnecke, J.; Käpylä, P.; Schreiber, A.; Chatterjee, P.; Käpylä, M.; Li, X.Y.; Krüger, J.; Aarnes, J.; Sarson, G.; Oishi, J.; Schober, J.; Plasson, R.; Sandin, C.; Karchniwy, E.; Rodrigues, L.; Hubbard, A.; Guerrero, G.; Snodin, A.; Losada, I.; Pekkilä, J.; Qian, C. The Pencil Code, a modular MPI code for partial differential equations and particles: multipurpose and multiuser-maintained. *J. Open Source Softw.* **2021**, *6*, 2807. doi:10.21105/joss.02807.
25. Gedalin, M. Linear waves in relativistic anisotropic magnetohydrodynamics. *Phys. Rev. E* **1993**, *47*, 4354–4357. doi:10.1103/PhysRevE.47.4354.
26. Durrer, R.; Neronov, A. Cosmological magnetic fields: their generation, evolution and observation. *Astron. Astrophys. Rev.* **2013**, *21*, 62, [[arXiv:astro-ph.CO/1303.7121](https://arxiv.org/abs/astro-ph.CO/1303.7121)]. doi:10.1007/s00159-013-0062-7.
27. Subramanian, K. The origin, evolution and signatures of primordial magnetic fields. *Rep. Prog. Phys.* **2016**, *79*, 076901, [[arXiv:astro-ph.CO/1504.02311](https://arxiv.org/abs/astro-ph.CO/1504.02311)]. doi:10.1088/0034-4885/79/7/076901.

28. Neronov, A.; Vovk, I. Evidence for Strong Extragalactic Magnetic Fields from Fermi Observations of TeV Blazars. *Science* **2010**, *328*, 73, [arXiv:astro-ph.HE/1006.3504]. doi:10.1126/science.1184192.
29. Taylor, A.M.; Vovk, I.; Neronov, A. Extragalactic magnetic fields constraints from simultaneous GeV-TeV observations of blazars. *Astron. Astrophys.* **2011**, *529*, A144, [arXiv:astro-ph.HE/1101.0932]. doi:10.1051/0004-6361/201116441.
30. Broderick, A.E.; Chang, P.; Pfrommer, C. The Cosmological Impact of Luminous TeV Blazars. I. Implications of Plasma Instabilities for the Intergalactic Magnetic Field and Extragalactic Gamma-Ray Background. *Astrophys. J.* **2012**, *752*, 22, [arXiv:astro-ph.CO/1106.5494]. doi:10.1088/0004-637X/752/1/22.
31. Broderick, A.E.; Tiede, P.; Chang, P.; Lamberts, A.; Pfrommer, C.; Puchwein, E.; Shalaby, M.; Werhahn, M. Missing Gamma-ray Halos and the Need for New Physics in the Gamma-ray Sky. *Astrophys. J.* **2018**, *868*, 87, [arXiv:astro-ph.HE/1808.02959]. doi:10.3847/1538-4357/aae5f2.
32. Sironi, L.; Giannios, D. Relativistic Pair Beams from TeV Blazars: A Source of Reprocessed GeV Emission rather than Intergalactic Heating. *Astrophys. J.* **2014**, *787*, 49, [arXiv:astro-ph.HE/1312.4538]. doi:10.1088/0004-637X/787/1/49.
33. Alves Batista, R.; Saveliev, A.; de Gouveia Dal Pino, E.M. The impact of plasma instabilities on the spectra of TeV blazars. *MNRAS* **2019**, *489*, 3836–3849, [arXiv:astro-ph.HE/1904.13345]. doi:10.1093/mnras/stz2389.
34. Ratra, B. Cosmological “Seed” Magnetic Field from Inflation. *Astrophys. J. Lett.* **1992**, *391*, L1. doi:10.1086/186384.
35. Demozzi, V.; Mukhanov, V.; Rubinstein, H. Magnetic fields from inflation? *J. Cosmol. Astropart. Phys.* **2009**, *8*, 025, [arXiv:astro-ph.CO/0907.1030]. doi:10.1088/1475-7516/2009/08/025.
36. Ferreira, R.J.Z.; Jain, R.K.; Sloth, M.S. Inflationary magnetogenesis without the strong coupling problem. *J. Cosmol. Astropart. Phys.* **2013**, *2013*, 004, [arXiv:astro-ph.CO/1305.7151]. doi:10.1088/1475-7516/2013/10/004.
37. Kobayashi, T.; Sloth, M.S. Early cosmological evolution of primordial electromagnetic fields. *Phys. Rev. D* **2019**, *100*, 023524, [arXiv:astro-ph.CO/1903.02561]. doi:10.1103/PhysRevD.100.023524.
38. Sharma, R.; Subramanian, K.; Seshadri, T.R. Generation of helical magnetic field in a viable scenario of inflationary magnetogenesis. *Phys. Rev. D* **2018**, *97*, 083503 (SSS18), [arXiv:astro-ph.CO/1802.04847]. doi:10.1103/PhysRevD.97.083503.
39. Brandenburg, A.; He, Y.; Sharma, R. Simulations of Helical Inflationary Magnetogenesis and Gravitational Waves. *Astrophys. J.* **2021**, *922*, 192, [arXiv:astro-ph.CO/2107.12333]. doi:10.3847/1538-4357/ac20d9.
40. Subramanian, K. Magnetic fields in the early Universe. *Astron. Nachr.* **2010**, *331*, 110, [0911.4771]. doi:10.1002/asna.200911312.
41. He, Y.; Roper Pol, A.; Brandenburg, A. Modified propagation of gravitational waves from the early radiation era. *J. Cosmol. Astropart. Phys.* **2023**, *2023*, 025, [arXiv:gr-qc/2212.06082]. doi:10.1088/1475-7516/2023/06/025.

Disclaimer/Publisher’s Note: The statements, opinions and data contained in all publications are solely those of the individual author(s) and contributor(s) and not of MDPI and/or the editor(s). MDPI and/or the editor(s) disclaim responsibility for any injury to people or property resulting from any ideas, methods, instructions or products referred to in the content.