

Review

Not peer-reviewed version

Can Nutrition Contribute to a Reduction in Sarcopenia, Frailty, and Comorbidities in a Super-Aged Society?

[Sadao Yoshida](#)*, Ryo Shiraishi, Yuki Nakayama, Yasuko Taira

Posted Date: 29 June 2023

doi: 10.20944/preprints202306.2123.v1

Keywords: sarcopenia; frailty; comorbidity; diabetes; chronic kidney disease (CKD); heart failure; dementia; vitamin D; oral nutritional supplement (ONS); elderly people



Preprints.org is a free multidiscipline platform providing preprint service that is dedicated to making early versions of research outputs permanently available and citable. Preprints posted at Preprints.org appear in Web of Science, Crossref, Google Scholar, Scilit, Europe PMC.

Copyright: This is an open access article distributed under the Creative Commons Attribution License which permits unrestricted use, distribution, and reproduction in any medium, provided the original work is properly cited.

Narrative Review

Can Nutrition Contribute to a Reduction in Sarcopenia, Frailty, and Comorbidities in a Super-Aged Society?

Sadao Yoshida ^{1-3*}, Ryo Shiraishi ¹, Yuki Nakayama ¹ and Yasuko Taira ⁴

¹ Department of Rehabilitation, Chuzan Hospital, 6-2-1 Matsumoto, Okinawa-city, Okinawa Prefecture 904-2151, Japan; sadao.yoshida@mac.com

² Department of Health and Nutrition, Okinawa University, 555 Kokuba, Naha City, Okinawa Prefecture 902-8521, Japan

³ Faculty of Health Sciences, Kinjo University, 1200 Kasama-machi, Hakusan City, Ishikawa Prefecture 924-8511, Japan

⁴ Faculty of Nutrition, Chuzan Hospital, 6-2-1 Matsumoto, Okinawa-city, Okinawa Prefecture 904-2151, Japan

* Correspondence: sadao.yoshida@mac.com Tel.: +81-98-982-1346

Abstract: Many countries are facing the advent of super-aging societies, where sarcopenia and frailty will become emerging problems. Elderly people suffer from various diseases, such as diabetes, heart failure, chronic kidney disease and dementia. The prevalence of comorbidities is a major problem in countries with aged populations. Underlying diseases, such as diabetes, heart failure, chronic kidney disease and also dementia are associated with sarcopenia and frailty, and they are frequent causes of falls, fractures, and a decline in activities of daily living. Fractures in the elderly people are associated with bone fragility, which is influenced by diabetes and chronic kidney disease. Nutritional support for chronic disease patients and sarcopenic individuals with adequate energy and protein intake, vitamin D supplementation, blood-glucose-level management for individuals with diabetes, obesity prevention, nutritional education for healthy individuals, and the enlightenment of society could be crucial to solving the problems in super-aging societies.

Keywords: sarcopenia; frailty; comorbidity; diabetes; chronic kidney disease (CKD); heart failure; dementia; vitamin D; oral nutritional supplement (ONS); elderly people

1. Introduction

Globally, populations are rapidly aging. The worldwide population of individuals aged 65 and older reached 761 million in 2021, and this number is expected to double and surpass 1.6 billion in 2050 [1]. In the European Union, over 94 million people are aged 65 and older, whereas in the United States, this number exceeds approximately 55 million. Japan has over 37 million people aged 65 and older, which accounts for 28.4% of the total population, and in China, this number exceeds 185 million [2]. The number of people aged 65 and older is projected to grow the fastest in Northern Africa and Western Asia and sub-Saharan Africa in 2050 [1]. The population of individuals over the age of 80 is also predicted to grow worldwide. The WHO defines a super-aged society as the proportion of the population aged 65 and over exceeding 21%. Preparing for a super-aged society is crucial not only from perspectives in medical system and healthcare, but also from socio-economic perspectives.

Elderly individuals often have multiple underlying diseases or comorbidities. The coexistence of diabetes mellitus (DM) [3,4], heart failure [5,6], and chronic kidney disease (CKD) [7–9] is frequently observed in the elderly. These diseases and stroke are interrelated and associated with each other [10]. Stroke is a leading cause of adult disability [11,12], and multidisciplinary rehabilitation are needed for severe stroke patients [13]. Comorbidities are observed in approximately

60% of elderly individuals and are related to a worsened prognosis and decreased quality of life (QOL) [14].

Sarcopenia [15,16] and frailty [17] in the elderly are also major concern. The progression of sarcopenia or frailty is associated with the risk and prevalence of many diseases, including cardiovascular diseases [18,19], chronic respiratory disease [20], diabetes mellitus [21–24], CKD [25–27], and dementia [22,28], and also for falls [17,29] and fractures [30].

As aging population has progressed, the number of individuals with dementia is increasing [31]. Dementia is a complex of diseases, including Alzheimer's disease [32] and vascular dementia [33]. Typical symptom of dementia is loss of memory, language, problem-solving and other thinking abilities. Concomitant heart failure [34], CKD [35], and diabetes mellitus with poor glycemic control [36] are at risk of developing dementia. Dementia causes severe disability [12], and has large impacts on patients, families, communities, and medical system and healthcare [37,38].

Falls and fall-related injuries, represented by hip fracture and fracture of the lumber spine, are common for elderly individuals [39]. Elderly individuals often have osteoporosis and bone fragility. Hip fracture and fracture of the lumber spine relate with consequent disability, decrease of quality of life [40], and high mortality [41].

Our aim is to elucidate how nutritional assessments, diagnoses, intake of specific nutrients, prevention of nutrients deficiency, nutritional interventions and education and the enlightenment of society can contribute to complex medical and health issues being addressed in super-aged societies (Figure 1).

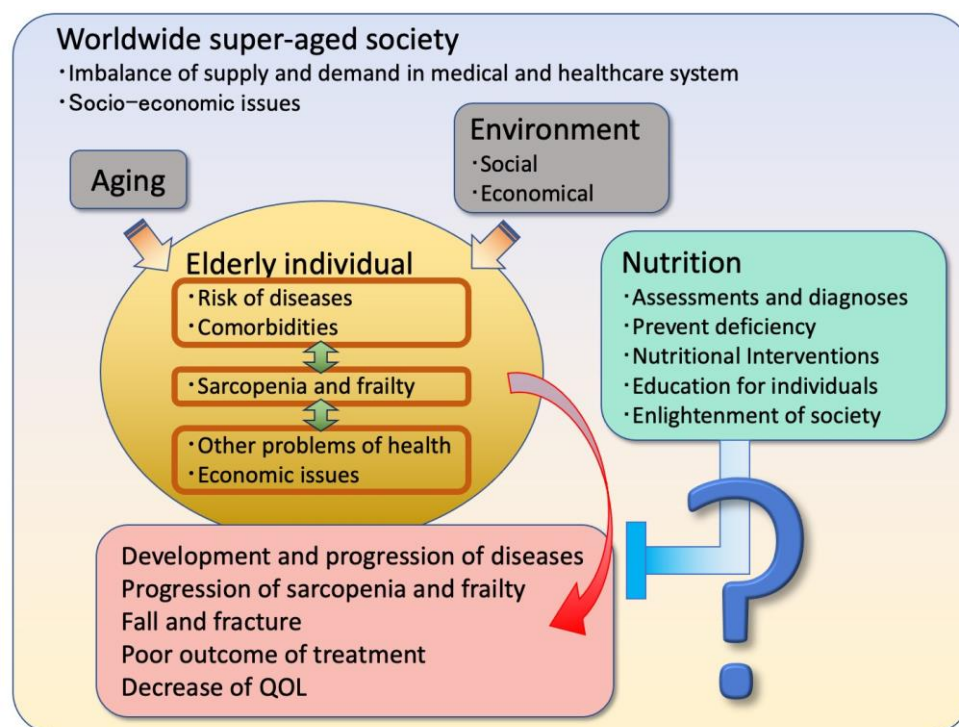


Figure 1. Our aim and questions addressed in this review.

2. Materials and Methods

The articles included in this review were searched on PubMed using the queries summarized in Table 1. We searched for nine diseases and pathological conditions that were assumed to be related to nutrition. These were sarcopenia, frailty, heart failure, chronic kidney disease, diabetes, stroke, dementia, osteoporosis, and fracture. To prevent search omissions, the query “malnutrition or undernutrition or nutrition” was used.

The publication year ranged from 2015 to 2023 and articles published before 2015 were included only when no other similar reports existed. The date of the final electric search was April 26, 2023.

Titles and abstracts of the retrieved articles were screened to select potentially relevant articles. Full texts were also independently analyzed to determine whether they were eligible for inclusion. References in these articles were manually searched to identify further relevant articles. Since "aged 65 and older" was not included in the search query, articles not only targeting the elderly individuals were also included. However, these articles were not excluded because their results could have important implications for the nutritional management of each disease.

The articles were prioritized in the following order: systematic reviews, meta-analyses, randomized controlled trials (RCTs), prospective cohort studies, cross-sectional studies, and narrative reviews. Case reports, animal experiments, and articles written in languages other than English were excluded.

3. Results

3.1. The Number of retrieved articles

The Number of articles retrieved by each query were summarized in Table 1.

Table 1. The Number of articles retrieved by each query.

Query	Number of articles
#1 sarcopenia and (malnutrition or undernutrition or nutrition) and (ENGLISH[LA] and 2015:2023[DP])	4,926
#1 and (systematic review[PT] or meta-analysis[PT] or randomized controlled trial or cohort study or guideline)	1,721
#1 and systematic review[PT]	201
#1 and meta-analysis[PT]	119
#1 and randomized controlled trial	396
#1 and cohort study	1,179
#1 and Cochrane Database Syst Rev	0
#1 and guideline	56
.....	
#2 frailty and (malnutrition or undernutrition or nutrition) and (ENGLISH[LA] and 2015:2023[DP])	3,134
#2 and (systematic review[PT] or meta-analysis[PT] or randomized controlled trial or cohort study or guideline)	1,279
#2 and systematic review[PT]	130
#2 and meta-analysis[PT]	77
#2 and randomized controlled trial	246
#2 and cohort study	943
#2 and Cochrane Database Syst Rev	0

#2 and guideline	48
.....	
#3 heart failure and (malnutrition or undernutrition or nutrition) and (ENGLISH[LA] and 2015:2023[DP])	3,609
#3 and (systematic review[PT] or meta-analysis[PT] or randomized controlled trial or cohort study or guideline)	1,427
#3 and systematic review[PT]	110
#3 and meta-analysis[PT]	104
#3 and randomized controlled trial	240
#3 and cohort study	1,090
#3 and Cochrane Database Syst Rev	7
#3 and guideline	115
.....	
#4 chronic kidney disease and (malnutrition or undernutrition or nutrition) and (ENGLISH[LA] and 2015:2023[DP])	6,080
#4 and (systematic review[PT] or meta-analysis[PT] or randomized controlled trial or cohort study or guideline)	2,221
#4 and systematic review[PT]	163
#4 and meta-analysis[PT]	138
#4 and randomized controlled trial	425
#4 and cohort study	1,633
#4 and Cochrane Database Syst Rev	16
#4 and guideline	185
.....	
#5 diabetes and (malnutrition or undernutrition or nutrition) and (ENGLISH[LA] and 2015:2023[DP])	46,363
#5 and (systematic review[PT] or meta-analysis[PT] or randomized controlled trial or cohort study or guideline)	14,932
#5 and systematic review[PT]	1,605
#5 and meta-analysis[PT]	1,411

#5 and randomized controlled trial	4,285
#5 and cohort study	9,561
#5 and Cochrane Database Syst Rev	38
#5 and guideline	838
.....	
#6 stroke and (malnutrition or undernutrition or nutrition) and ENGLISH[LA] and 2015:2023[DP]	5,356
#6 and (systematic review[PT] or meta-analysis[PT] or randomized controlled trial or cohort study or guideline)	2,132
#6 and systematic review[PT]	265
#6 and meta-analysis[PT]	283
#6 and randomized controlled trial	428
#6 and cohort study	1,807
#6 and Cochrane Database Syst Rev	18
#6 and guideline	145
.....	
#7 dementia and (malnutrition or undernutrition or nutrition) and ENGLISH[LA] and 2015:2023[DP]	4,348
#7 and (systematic review[PT] or meta-analysis[PT] or randomized controlled trial or cohort study or guideline)	1,396
#7 and systematic review[PT]	184
#7 and meta-analysis[PT]	149
#7 and randomized controlled trial	285
#7 and cohort study	975
#7 and Cochrane Database Syst Rev	13
#7 and guideline	48
.....	
#8 osteoporosis and (malnutrition or undernutrition or nutrition) and ENGLISH[LA] and 2015:2023[DP]	3,802
#8 and (systematic review[PT] or meta-analysis[PT] or randomized controlled trial or cohort study or guideline)	1,056

#8 and systematic review[PT]	118
#8 and meta-analysis[PT]	92
#8 and randomized controlled trial	223
#8 and cohort study	723
#8 and Cochrane Database Syst Rev	4
#8 and guideline	91
.....	
#9 fracture and (malnutrition or undernutrition or nutrition) and ENGLISH[LA] and 2015:2023[DP]	3,616
#9 and (systematic review[PT] or meta-analysis[PT] or randomized controlled trial or cohort study or guideline)	1,362
#9 and systematic review[PT]	154
#9 and meta-analysis[PT]	125
#9 and randomized controlled trial	232
#9 and cohort study	1,021
#9 and Cochrane Database Syst Rev	8
#9 and guideline	89

3.2. The Analysis of retrieved articles

3.2.1. Sarcopenia and nutrition

In total, 4,926 articles were retrieved, including 201 systematic reviews, 119 meta-analyses, 396 randomized controlled trials, 1,179 cohort studies, and 56 guidelines. The number of articles increased with each year, as shown in Figure 2. Among the systematic reviews and meta-analyses, there were articles that explored community-dwelling elderly (71 articles), cancer patients (48 articles), nutritional interventions and physical exercise (34 articles), inflammation or antioxidant (9 articles), renal disease (7 articles), liver cirrhosis (6 articles), and COVID-19 (6 articles), respectively.

We found 13 systematic reviews whereby the authors explored nutritional interventions in the elderly individuals. Four systematic reviews showed the beneficial effects of leucine supplementation [42–45]. Three systematic reviews demonstrated the effect of β -hydroxy- β -methylbutyrate (HMB) on muscle mass and strength [46–48]. Scholars also reported the effects of cow-milk protein supplementation on muscle mass [49] and the effect of whey protein on physical performance [50]. In addition, three systematic reviews demonstrated the effectiveness of nutritional interventions [51–53]. However, the authors of another report found no evidence that protein or amino acid supplementation increased muscle mass or strength in predominantly healthy elderly people [54].

We found 24 systematic reviews with a pooled data analysis whereby the authors explored nutritional interventions and physical exercise. Fifteen systematic reviews reported the additional

effects of nutritional interventions [55–58]. However, nine systematic reviews found that the additional effect of nutritional interventions were not significant or had limited significance [59–62]. In particular, the additional effects of nutritional interventions were not significant in patients with sarcopenic obesity [63,64]. An additive effect of resistance exercise and vitamin D3 supplementation on the increase in muscle strength was reported [65,66].

Nutritional interventions were performed in patients with several types of cancer or diseases, including pancreatic cancer [67], gastrointestinal cancer [68], liver cirrhosis [69], and CKD [70], to reduce sarcopenia and its complications.

For sarcopenic cirrhotic patients, an increase in protein and energy intake is recommended in the practical guidelines for liver disease of The European Society for Clinical Nutrition and Metabolism [71]. An increase in protein intake in patients with active inflammatory bowel disease (IBD) and acute pancreatitis is recommended in the The European Society for Clinical Nutrition and Metabolism guidelines for obese patients who also have gastrointestinal and liver diseases to reduce sarcopenia risk [72].

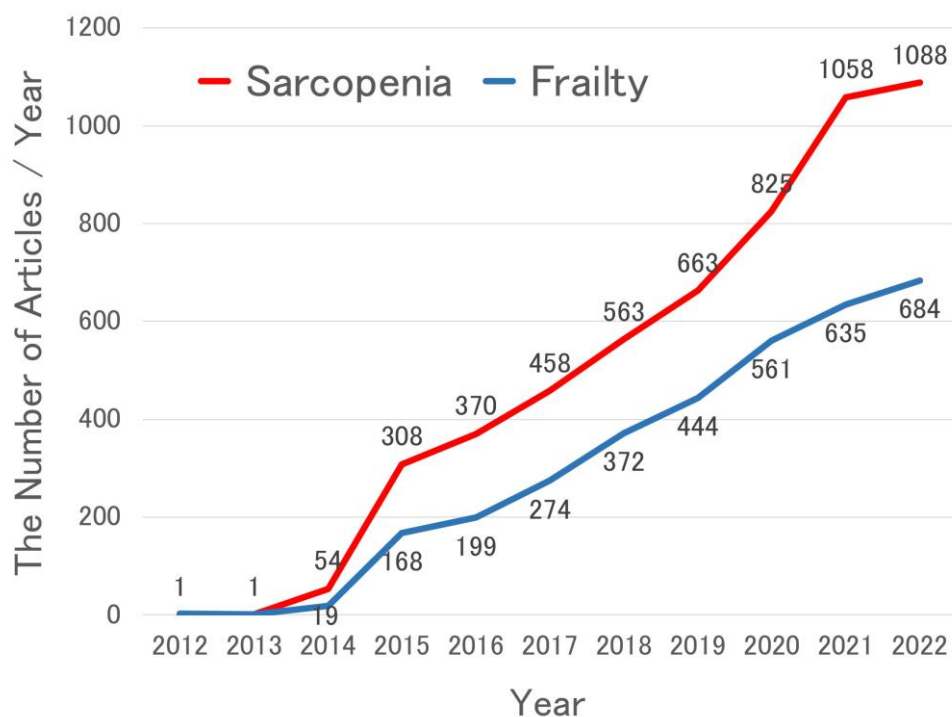


Figure 2. The number of retrieved articles concerning sarcopenia and frailty (per year).

3.2.2. Frailty and nutrition

In total, 3,134 articles were retrieved, including 130 systematic reviews, 77 meta-analyses, 246 randomized controlled trials, 943 cohort studies, and 48 guidelines. The number of articles is also increased each year, as shown in Figure 2.

Eight systematic reviews and meta-analyses explored nutritional interventions and physical exercise. Seven articles explored community-dwelling elderly [53,73–76] and one article explored hospitalized patients [77]. The authors of six systematic reviews reported additional effects of nutritional interventions [53,73,74,77]. Two systematic reviews found that the additional effects of nutritional interventions were not significant or had limited significance [75,76].

Clinical practice guidelines of nutrition and physical activity have been proposed [78].

3.2.3. Heart failure and nutrition

In total, 3,609 articles were retrieved, including 110 systematic reviews, 104 meta-analyses, 240 randomized controlled trials, 1,090 cohort studies, and 115 guidelines. Among the systematic reviews

and meta-analyses, there were articles that explored outcomes and mortality (13 articles), nutritional interventions (7 articles), and etiology and epidemiology (3 articles), respectively.

The poor prognosis of heart failure patients associated with malnutrition was shown, by using several nutritional assessment tools or diagnostic criteria, for example, Mini Nutritional Assessment (MNA) [79,80], Geriatric Nutritional Risk Index (GNRI) [81–83], Global Leadership Initiative on Malnutrition (GLIM) criteria [80], Controlling Nutritional Status (CONUT) [83,84]. A systematic review reported that nutritional interventions could potentially enhance outcomes in patients with malnutrition [85].

Coenzyme Q10 supplementation may reduce all-cause mortality [86,87]. Omega-3 fatty acids supplementation, represented by docosapentaenoic acid (DHA) and eicosapentaenoic acid (EPA) may be effective at preventing cardiovascular disease [88]. The Mediterranean diet may reduce incidence of heart failure [87,89].

3.2.4. CKD and nutrition

In total, 6,080 articles were retrieved, including 163 systematic reviews, 138 meta-analyses, 425 randomized controlled trials, 1,633 cohort studies and 185 guidelines.

Four systematic reviews and meta-analyses focused on the malnutrition of CKD patients [90–93]. Three systematic reviews and meta-analyses focused on sarcopenia and frailty in CKD patients [94–96]. The authors of three systematic reviews and meta-analyses suggested that oral nutritional supplements (ONS) containing protein may improve nutritional status of CKD patients [97–99].

Eight systematic reviews and meta-analyses discussed the effect of dietary protein restrictions on CKD progression and mortality. A reduction in the rate of the decline in renal function [100–103] and an improvement of nutritional status [104] were reported. However, three systematic reviews and meta-analyses found that the effect was limited or uncertain [105–107].

A higher risk of fall and fracture in CKD patients was reported [108]. Additionally, the association between mineral bone disorders (MBD) and CKD was suggested [109,110]. The effect of Vitamin D supplementation was analyzed. However, no beneficial effect on CKD-mineral bone disorders was observed [111–113], although an improvement of glycemic control, lipid profiles, and inflammation was noted [114].

Scholars have attempted to use dietary fiber and probiotics to treat dysbiosis in CKD patients, but the effects were limited [115,116].

3.2.5. Diabetes and nutrition

Contrary to the number of retrieved articles (46,363 articles, including 1,605 systematic reviews and 1,411 meta-analyses), as shown in Table 1, systematic reviews and meta-analyses which explored the nutritional status of type 2 diabetes mellitus patients as well as sarcopenia and frailty in type 2 diabetes mellitus patients were rare. However, several narrative reviews and cross-sectional studies concerning poor nutritional status of diabetes mellitus patients [117–124], as well as sarcopenia [122,124–130], and frailty [121] in diabetes mellitus patients were found.

Zinc (Zn) [131,132], vitamin E [133], folate [134], and L-arginine [135,136] supplementation and fiber-rich diets [137] may improve glycemic control and insulin resistance (IR) in type 2 diabetes mellitus patients. The Mediterranean diet may improve glycemic control [138] and reduce cardiovascular diseases risk [138,139]. The Nordic dietary pattern may also improve insulin resistance [140] and reduce obesity and cardiovascular diseases risk [141]. Evidence-based recommendations for the dietary management of diabetes mellitus patients have been proposed by The Diabetes and Nutrition Study Group of the European Association for the Study of Diabetes [142].

A correlation between poor nutritional status and foot ulcerations or a delay in wound healing was reported [143,144]

3.2.6. Stroke and nutrition

Among the systematic reviews and meta-analyses, 21 articles explored prevention of stroke, and 18 articles explored complication and outcomes, respectively.

Obesity is a risk factor for stroke [145]. However, several articles reported a better outcome in obese or overweight stroke patients, paradoxically [146].

High serum vitamin D levels were related to a reduction in stroke risk [147], and stroke recurrence [148]. A reduction in stroke risk by intake of vitamin B complex [149,150], vitamin E [151], eating fish [152,153], and a low-carbohydrate diet [154] was reported.

Post-stroke oropharyngeal dysphagia has been examined as one of the major complications associated with poor outcome [155–157]. The presence of malnutrition in stroke patients and its relationship with poor outcomes was reported [158–160]. However, the effect of nutritional interventions for stroke patients was not significant [161,162]. In cases where patients were undergoing enteral nutrition, improvement of their nutritional status, and the prevention of infection events and gastrointestinal complications by nutritional support combined with probiotics was reported [163,164].

The prevalence of stroke-related sarcopenia was also reported [165,166].

3.2.7. Dementia and nutrition

Among the systematic reviews and meta-analyses, there were articles that explored the risk and prevention of dementia (44 articles), nutritional interventions for elderly individuals with dementia (23 articles), and dysphagia and the application of enteral nutrition (17 articles), respectively.

Obesity was a risk factor for cognitive impairment and dementia [167,168], and underweight was also risk factor for all-cause dementia [167]. The relationship between higher serum vitamin D levels and lower dementia and Alzheimer's disease risk was reported [169–171]. Whether the vitamin B complex prevents cognitive decline was still controversial [172,173]. An inverse association between fish consumption and dementia risk was observed by the authors of a meta-analysis of prospective studies [174]. Associations between adherence to the Mediterranean diet or a high consumption of fruits and vegetables and the reduction in mild cognitive impairment (MCI) and Alzheimer's disease risk was reported [175,176].

The effect of nutritional interventions containing omega-3 fatty acid, represented by DHA and EPA, on cognitive function, blood amyloid- β -related biomarkers and inflammatory factors was controversial [177–180]. The effect of supplementing a single vitamin to enhance or maintain cognitive function was also still unclear [181]. Scholars had suggested that nutritional support combined with physical exercise can improve global cognitive function in elderly individuals with cognitive decline [182].

The energy expenditure of elderly individuals with dementia varies between individuals. Some individuals, particularly those who were community-dwelling exhibited relatively higher energy expenditure levels [183]. However, distinct eating disorder or dysphagia also occurred in elderly individuals with dementia. Malnutrition and unintended weight loss were frequently reported in patients with mild cognitive impairment, Alzheimer's disease, and all-cause dementia [184–187]. Scholars had conducted several studies, including randomized controlled trial, on mealtime interventions to prevent eating disorders in individuals with dementia [184–190]. However, these studies were heterogeneous, and evidence regarding the increase in the dietary intake, nutritional status, activities of daily living (ADL), and quality of life of patients was still insufficient.

Enteral nutrition via a nasogastric tube or percutaneous endoscopic gastrostomy resulted in limited benefits in terms of the survival, behavioral and psychological symptoms, and quality of life of individuals with dementia [191]. Several decision guides on eating and drinking for people with severe dementia had been advocated for [192].

3.2.8. Osteoporosis and nutrition

Among the systematic reviews and meta-analyses, eight articles where the authors explored osteoporosis prevalence in patients with various diseases were found. CKD-mineral bone disorders [193] and osteoporosis [194] in CKD patients were discussed. A high osteoporosis prevalence was reported in patients with chronic obstructive pulmonary disease (COPD) [195].

The association between low protein intake and decreased bone mineral density (BMD) or osteoporosis was reported [196,197]. A higher protein intake may have a protective effect on the bone mineral density of the lumbar spine compared with a lower protein intake [196].

The authors of many guidelines recommended vitamin D and calcium supplements to prevent osteoporosis [198–200]. The protective effect of vitamin D3 supplementation on the bone mineral density of the lumbar spine, femoral neck, and total hip was reported [201]. The authors suggested that calcium carbonate and vitamin D3 supplementation combined with nutritional interventions can enhance bone metabolism and bone mineral density of osteoporosis patients [202]. Vitamin K2 supplementation had a positive effect on the maintenance and improvement of bone mineral density in postmenopausal women [203].

3.2.9. Fracture and nutrition

Among the systematic reviews and meta-analyses, there were articles that explored the fracture risks (42 articles), malnutrition and nutritional interventions in hip fracture patients (10 articles), and the lowered risk of fractures achieved by supplementing vitamin D (6 articles), respectively.

The relationship between dietary patterns and fracture risk was discussed [204–208]. However, these studies, including systematic reviews, were heterogeneous. The beneficial effect of adhering to the Mediterranean diet regarding the incidence of hip fracture was reported [209,210]. The relationship between milk and dairy product consumption and hip fracture risk was discussed [211–214]. However, the reduction of risk or the protective effect caused by consuming milk or dairy products was still controversial. The protective effect of fracture by intake of vitamin A [215], vitamin C [216,217], and vitamin D [218–220] was reported. Vitamin D3 oral supplementations with or without calcium reduced hip and nonvertebral fractures in elderly individuals [221–223]. A positive association between saturated fatty acid (SFA) intake and hip fracture risk was reported [224].

Sarcopenia [225,226] and obesity [227,228] were risk factors for fractures independently, in addition, sarcopenic obesity was associated with an even higher risk of fractures compared with sarcopenia and obesity alone [229].

The increased risk of fracture in CKD [108] and diabetes mellitus [230] patients was reported. Both increased HbA1c levels and hypoglycemia may increase the risk of fracture in patients with diabetes mellitus [231].

A high prevalence of malnutrition was reported in hip fracture patients [232–234]. The beneficial effects of nutritional interventions, including optimization of nutritional intake and using oral nutritional supplements containing a high amount of protein in hip fracture patients were reported [235–240].

4. Discussion

In this review, we provide an overview of the literatures to determine whether nutrient deficiencies relate to the risk of diseases and whether nutrient intake can prevent the onset of diseases or enhance treatment outcomes (Figure 3). Malnutrition and nutrient deficiencies have been associated with an increased risk of CKD [90–93], stroke [158–160], osteoporosis [196,197], fractures [232–234], and dementia [184–187]. Nutritional interventions can reduce the risk and improve the prognosis of these diseases [97–99,196,235–240].

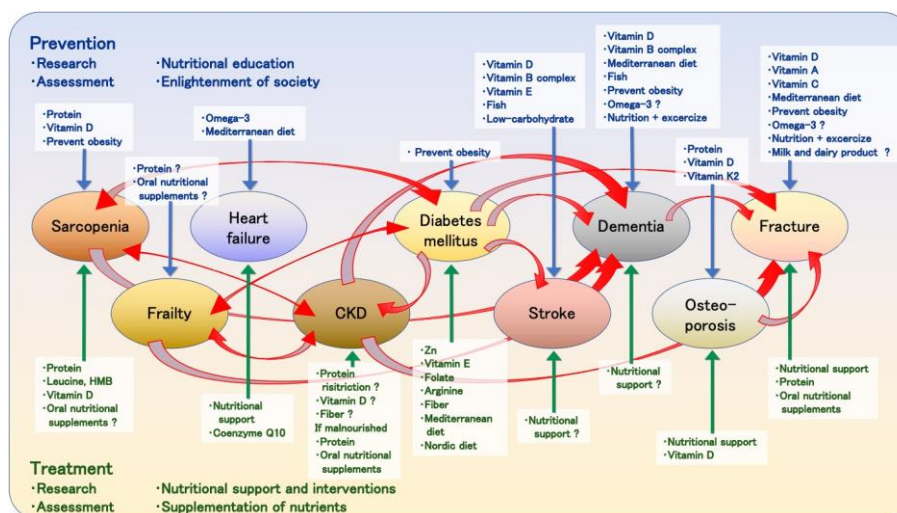


Figure 3. Relationship between diseases and nutrients.

The upper part of the figure indicates the involvement of nutrients in prevention, and the lower part indicates their involvement in treatment. Nutrients written in blue letters with blue arrows indicate that the nutrients are involved in prevention of diseases. Nutrients written in green letters with green arrows indicate that the nutrients are involved in the treatment of the diseases. The red arrows indicate the relationship between diseases.

Although a consensus on nutritional management for sarcopenia and frailty has not been established, numerous studies have been conducted on this topic in recent years, as shown in Figure 2 [18–30,42–78,94–96,122,125,127–130,165,166,225,226,229]. The need for oral nutritional supplements to reduce sarcopenia [42–72] and frailty [53,73–78] is still controversial. According to the The European Society for Clinical Nutrition and Metabolism guidelines on clinical nutrition and hydration in geriatrics [241], "Older persons with malnutrition or at risk of malnutrition with chronic conditions shall be offered oral nutritional supplements when dietary counseling and food fortification are not sufficient to increase dietary intake and reach nutritional goals.", which indicates the importance of the appropriate usage of oral nutritional supplements.

Protein supplementation may have potential benefits when it comes to malnutrition in CKD patients [97–99], preventing osteoporosis [196], and treating hip fractures in the elderly [235–240]. Although a consensus has still not been reached, noting that protein intake may need to be restricted in CKD patients to preserve renal function [100–103] is important. Considering that CKD is not uncommon in the elderly individuals, the protein intake of elderly individuals needs to be carefully evaluated. Leucine and HMB are effective at reducing sarcopenia [42–48,57]. HMB can be used without increasing the nitrogen load in CKD patients.

Preventing a vitamin D deficiency and supplementing it may have potential benefits with regard to reducing sarcopenia [65,66] and stroke risk [147,148], preventing decreased bone density [198,201,202], and lowering fracture risks [218–223]. Although the effectiveness of vitamin D supplementation at managing of mineral bone disorders in CKD patients has not been demonstrated [111–113], they are relatively safe, and may be practically considered for their potential to improve glycemic control, lipid profiles, and inflammation [114]. Vitamin D is also being investigated for its potential association with lowering risk of developing dementia [169–171].

Evidence of malnutrition in patients with diabetes mellitus is limited [117–124], although scholars have suggested associations between diabetes mellitus and sarcopenia [122,124–130] and frailty [121]. Appropriate management procedure for malnutrition in diabetes mellitus patients has not still been established. Zn [131,132], vitamin E [133], folate [134], and L-arginine [135,136] supplementation and fiber-rich diets [137] have been suggested to potentially improve blood glucose control and insulin resistance. The reason why L-arginine improved glycemic control and insulin resistance is not clear in detail. L-arginine is a precursor for nitric oxide (NO) production by NO synthetase (NOS), and asymmetric dimethylarginine (ADMA) is a competitive inhibitor of NOS [242].

Elevated asymmetric dimethylarginine levels in diabetes mellitus patients correlate with the development of microangiopathies, including retinopathy and nephropathy [243]. L-arginine also stimulates insulin secretion from β -cells [244]. These properties may lead to improved glycemic control in diabetes mellitus patients. However, the evidence for this topic remains insufficient.

The Mediterranean diet has the potential in preventing heart failure [87,89], the impairment of glycemic control in diabetes mellitus patients [138,139,142], dementia [175,176], and fractures [209,210]. Omega-3 fatty acids, which is abundant in fish oil, may be beneficial at reducing heart failure [88] and dementia [178,179] risk. Additionally, the supplementation of vitamins may contribute to the prevention of various diseases, including vitamin E [133] and folate [134] for glycemic control and insulin resistance in diabetes mellitus patients, vitamin B complex [149] and vitamin E [151] for stroke risk, vitamin B complex, vitamin C, vitamin E and folate [173] for cognitive impairment, vitamin C [217] and vitamin K2 [203] for osteoporosis, and vitamin A [215] and vitamin C [216] for fractures. Obesity is a risk factor for all-cause mortality [245], diabetes mellitus [125,142], cardiovascular disease [246], ischemic stroke [145], cognitive impairment [167,168], fractures [227,228], and many other diseases [72]. Preventing obesity is fundamental to a healthy life. However, low BMI and decreasing of lean body mass are also risk of mortality in elderly patients [146,247]. Proper body weight management for elderly individuals is crucial. Providing nutritional education for individuals and enlightening society is important.

The prevalence of malnutrition alone without any diseases is high in the elderly [248,249], and the presence of sarcopenia, frailty, and comorbidities may further increase their malnutrition risk. Therefore, screening and assessment for malnutrition is crucial. In the context of malnutrition and sarcopenia, nutritional assessment or diagnosis, represented by Mini Nutritional Assessment [250,251] and GLIM [252], recommends the measurement of the skeletal muscle mass or the calf circumference [251,253,254].

Dietary fiber is an important material for short chain fatty acids (SCFA) production in the gut. SCFA plays an important role in gut barrier and microbiota maintenance, and associates with decreased inflammatory reactions [255]. Prebiotics and probiotics enhance the effect of dietary fiber. Dysbiosis, which is defined as the impairment of microbiota composition and gut barrier integrity, associates with many chronic diseases, including diabetes mellitus [256] and CKD [257]. We expected to find evidence of the potential benefits that dietary fiber, prebiotics, and probiotics have for various health conditions, particularly by improving dysbiosis in CKD patients. However, although the effect has been shown in animal experimental models [258], evidence of this topic is still insufficient [115,116].

This review has several limitations. This review is narrative and primarily based on previously published systematic reviews and meta-analyses. The variety of diseases addressed in this review is limited. The influences of nutrients for patients with each type of cancer have not been examined in detail. Exploratory research or small randomized controlled trials are not included.

5. Conclusions

Nutritional assessments and interventions for elderly patients, nutritional education for individuals, and the enlightenment of society should contribute to a reduction in sarcopenia, frailty and comorbidities in a super-aged society.

Author Contributions: Conceptualization, S.Y.; methodology and data curation, S.Y.; writing—original draft preparation, S.Y.; writing—review and editing, R.S. and Y.T.

Funding: This research received no external funding.

Conflicts of Interest: The authors declare no conflict of interest.

Abbreviations

CKD: chronic kidney disease; DHA, docosapentaenoic acid; EPA, eicosapentaenoic acid; GLIM, Global Leadership Initiative on Malnutrition; HMB, β -hydroxy- β -methylbutyrate; IBD, inflammatory bowel disease; NO, nitric oxide; NOS, NO synthetase; Zn, Zinc.

References

1. The Department of Economic and Social Affairs of the United Nations. World Social Report 2023: Leaving No One behind in an Aging World. **2023**.
2. The World Bank. Population Ages 65 and above (% of Total). Available Online: [Http://Data.Worldbank.Org/Indicator/SP.POP.65UP.TO.ZS](http://Data.Worldbank.Org/Indicator/SP.POP.65UP.TO.ZS) (Accessed on 16/05/2023).
3. American Diabetes Association. Older Adults: Standards of Medical Care in Diabetes-2019. *Diabetes Care* **2019**, *42*, S139–S147, doi:10.2337/dc19-S012.
4. Sun, H.; Saeedi, P.; Karuranga, S.; Pinkepank, M.; Ogurtsova, K.; Duncan, B.B.; Stein, C.; Basit, A.; Chan, J.C.N.; Mbanya, J.C.; et al. IDF Diabetes Atlas: Global, Regional and Country-Level Diabetes Prevalence Estimates for 2021 and Projections for 2045. *Diabetes Res Clin Pract* **2022**, *183*, 109119, doi:10.1016/j.diabres.2021.109119.
5. van Riet, E.E.S.; Hoes, A.W.; Wagenaar, K.P.; Limburg, A.; Landman, M.A.J.; Rutten, F.H. Epidemiology of Heart Failure: The Prevalence of Heart Failure and Ventricular Dysfunction in Older Adults over Time. A Systematic Review. *Eur J Heart Fail* **2016**, *18*, 242–252, doi:10.1002/ehhf.483.
6. Emmons-Bell, S.; Johnson, C.; Roth, G. Prevalence, Incidence and Survival of Heart Failure: A Systematic Review. *Heart* **2022**, *108*, 1351–1360, doi:10.1136/heartjnl-2021-320131.
7. Ohno, Y.; Ishimura, E.; Naganuma, T.; Kondo, K.; Fukushima, W.; Mui, K.; Inaba, M.; Hirota, Y. Prevalence of and Factors Associated with Chronic Kidney Disease (CKD) in Japanese Subjects without Notable Chronic Diseases, Undergoing an Annual Health Checkup. *Kidney Blood Press Res* **2012**, *36*, 139–148, doi:10.1159/000341490.
8. Murphy, D.; McCulloch, C.E.; Lin, F.; Banerjee, T.; Bragg-Gresham, J.L.; Eberhardt, M.S.; Morgenstern, H.; Pavkov, M.E.; Saran, R.; Powe, N.R.; et al. Trends in Prevalence of Chronic Kidney Disease in the United States. *Ann Intern Med* **2016**, *165*, 473–481, doi:10.7326/M16-0273.
9. Betzler, B.K.; Sultana, R.; He, F.; Tham, Y.C.; Lim, C.C.; Wang, Y.X.; Nangia, V.; Tai, E.S.; Rim, T.H.; Bikbov, M.M.; et al. Impact of Chronic Kidney Disease Epidemiology Collaboration (CKD-EPI) GFR Estimating Equations on CKD Prevalence and Classification Among Asians. *Front Med (Lausanne)* **2022**, *9*, 957437, doi:10.3389/fmed.2022.957437.
10. Zemedikun, D.T.; Gray, L.J.; Khunti, K.; Davies, M.J.; Dhalwani, N.N. Patterns of Multimorbidity in Middle-Aged and Older Adults: An Analysis of the UK Biobank Data. *Mayo Clin Proc* **2018**, *93*, 857–866, doi:10.1016/j.mayocp.2018.02.012.
11. Wafa, H.A.; Wolfe, C.D.A.; Emmett, E.; Roth, G.A.; Johnson, C.O.; Wang, Y. Burden of Stroke in Europe: Thirty-Year Projections of Incidence, Prevalence, Deaths, and Disability-Adjusted Life Years. *Stroke* **2020**, *51*, 2418–2427, doi:10.1161/STROKEAHA.120.029606.
12. Avan, A.; Hachinski, V. Stroke and Dementia, Leading Causes of Neurological Disability and Death, Potential for Prevention. *Alzheimers Dement* **2021**, *17*, 1072–1076, doi:10.1002/alz.12340.
13. Tarvonen-Schröder, S.; Niemi, T.; Koivisto, M. Inpatient Rehabilitation After Acute Severe Stroke: Predictive Value of the National Institutes of Health Stroke Scale Among Other Potential Predictors for Discharge Destination. *Advances in rehabilitation science and practice* **2023**, *12*, 27536351231157970, doi:10.1177/27536351231157966.
14. Makovski, T.T.; Schmitz, S.; Zeegers, M.P.; Stranges, S.; van den Akker, M. Multimorbidity and Quality of Life: Systematic Literature Review and Meta-Analysis. *Ageing Res Rev* **2019**, *53*, 100903, doi:10.1016/j.arr.2019.04.005.
15. Cruz-Jentoft, A.J.; Bahat, G.; Bauer, J.; Boirie, Y.; Bruyère, O.; Cederholm, T.; Cooper, C.; Landi, F.; Rolland, Y.; Sayer, A.A.; et al. Sarcopenia: Revised European Consensus on Definition and Diagnosis. *Age Ageing* **2019**, *48*, 16–31, doi:10.1093/ageing/afy169.
16. Chen, L.K.; Woo, J.; Assantachai, P.; Auyeung, T.W.; Chou, M.Y.; Iijima, K.; Jang, H.C.; Kang, L.; Kim, M.; Kim, S.; et al. Asian Working Group for Sarcopenia: 2019 Consensus Update on Sarcopenia Diagnosis and Treatment. *J Am Med Dir Assoc* **2020**, *21*, 300-307.e2, doi:10.1016/j.jamda.2019.12.012.
17. Fried, L.P.; Tangen, C.M.; Walston, J.; Newman, A.B.; Hirsch, C.; Gottdiener, J.; Seeman, T.; Tracy, R.; Kop, W.J.; Burke, G.; et al. Frailty in Older Adults: Evidence for a Phenotype. *Journals of Gerontology - Series A Biological Sciences and Medical Sciences* **2001**, doi:10.1093/gerona/56.3.m146.
18. Bahat, G.; Ilhan, B. Sarcopenia and the Cardiometabolic Syndrome: A Narrative Review. *Eur Geriatr Med* **2016**, *7*, 220–223, doi:10.1016/j.eurger.2015.12.012.
19. Stewart, R. Cardiovascular Disease and Frailty: What Are the Mechanistic Links? *Clin Chem* **2019**, *65*, 80–86, doi:10.1373/clinchem.2018.287318.
20. Bone, A.E.; Heggul, N.; Kon, S.; Maddocks, M. Sarcopenia and Frailty in Chronic Respiratory Disease: Lessons from Gerontology. *Chron Respir Dis* **2017**, *14*, 85–99.
21. Sinclair, A.J.; Abdelhafiz, A.H.; Rodríguez-Mañas, L. Frailty and Sarcopenia - Newly Emerging and High Impact Complications of Diabetes. *J Diabetes Complications* **2017**, *31*, 1465–1473, doi:10.1016/j.jdiacomp.2017.05.003.

22. Pacifico, J.; Geerlings, M.A.J.; Reijnierse, E.M.; Phassouliotis, C.; Lim, W.K.; Maier, A.B. Prevalence of Sarcopenia as a Comorbid Disease: A Systematic Review and Meta-Analysis. *Exp Gerontol* **2020**, *131*.
23. Pacifico, J.; Reijnierse, E.M.; Lim, W.K.; Maier, A.B. The Association between Sarcopenia as a Comorbid Disease and Incidence of Institutionalisation and Mortality in Geriatric Rehabilitation Inpatients: RESORTING Health of Acutely Unwell Adults (RESORT). *Gerontology* **2021**, 1–11, doi:10.1159/000517461.
24. Kim, S.H.; Jeong, J.B.; Kang, J.; Ahn, D.-W.; Kim, J.W.; Kim, B.G.; Lee, K.L.; Oh, S.; Yoon, S.H.; Park, S.J.; et al. Association between Sarcopenia Level and Metabolic Syndrome. *PLoS One* **2021**, *16*, e0248856, doi:10.1371/journal.pone.0248856.
25. Chowdhury, R.; Peel, N.M.; Krosch, M.; Hubbard, R.E. Frailty and Chronic Kidney Disease: A Systematic Review. *Arch Gerontol Geriatr* **2017**, *68*, 135–142, doi:10.1016/j.archger.2016.10.007.
26. Sabatino, A.; Cuppari, L.; Stenvinkel, P.; Lindholm, B.; Avesani, C.M. Sarcopenia in Chronic Kidney Disease: What Have We Learned so Far? *J Nephrol* **2021**, *34*, 1347–1372, doi:10.1007/s40620-020-00840-y.
27. Ribeiro, H.S.; Neri, S.G.R.; Oliveira, J.S.; Bennett, P.N.; Viana, J.L.; Lima, R.M. Association between Sarcopenia and Clinical Outcomes in Chronic Kidney Disease Patients: A Systematic Review and Meta-Analysis. *Clin Nutr* **2022**, *41*, 1131–1140, doi:10.1016/j.clnu.2022.03.025.
28. Peng, T.C.; Chen, W.L.; Wu, L.W.; Chang, Y.W.; Kao, T.W. Sarcopenia and Cognitive Impairment: A Systematic Review and Meta-Analysis. *Clinical Nutrition* **2020**, *39*, 2695–2701, doi:10.1016/j.clnu.2019.12.014.
29. Landi, F.; Liperoti, R.; Russo, A.; Giovannini, S.; Tosato, M.; Capoluongo, E.; Bernabei, R.; Onder, G. Sarcopenia as a Risk Factor for Falls in Elderly Individuals: Results from the IISIRENTE Study. *Clinical Nutrition* **2012**, doi:10.1016/j.clnu.2012.02.007.
30. Yeung, S.S.Y.; Reijnierse, E.M.; Pham, V.K.; Trappenburg, M.C.; Lim, W.K.; Meskers, C.G.M.; Maier, A.B. Sarcopenia and Its Association with Falls and Fractures in Older Adults: A Systematic Review and Meta-Analysis. *J Cachexia Sarcopenia Muscle* **2019**, *10*, 485–500.
31. GBD 2019 Dementia Forecasting Collaborators Estimation of the Global Prevalence of Dementia in 2019 and Forecasted Prevalence in 2050: An Analysis for the Global Burden of Disease Study 2019. *Lancet Public Health* **2022**, *7*, e105–e125, doi:10.1016/S2468-2667(21)00249-8.
32. Scheltens, P.; Blennow, K.; Breteler, M.M.B.; de Strooper, B.; Frisoni, G.B.; Salloway, S.; Van der Flier, W.M. Alzheimer's Disease. *Lancet* **2016**, *388*, 505–517, doi:10.1016/S0140-6736(15)01124-1.
33. O'Brien, J.T.; Thomas, A. Vascular Dementia. *Lancet* **2015**, *386*, 1698–1706, doi:10.1016/S0140-6736(15)00463-8.
34. Vishwanath, S.; Qaderi, V.; Steves, C.J.; Reid, C.M.; Hopper, I.; Ryan, J. Cognitive Decline and Risk of Dementia in Individuals With Heart Failure: A Systematic Review and Meta-Analysis. *J Card Fail* **2022**, *28*, 1337–1348, doi:10.1016/j.cardfail.2021.12.014.
35. Viggiano, D.; Wagner, C.A.; Martino, G.; Nedergaard, M.; Zoccali, C.; Unwin, R.; Capasso, G. Mechanisms of Cognitive Dysfunction in CKD. *Nat Rev Nephrol* **2020**, *16*, 452–469, doi:10.1038/s41581-020-0266-9.
36. Bordier, L.; Doucet, J.; Boudet, J.; Bauduceau, B. Update on Cognitive Decline and Dementia in Elderly Patients with Diabetes. *Diabetes Metab* **2014**, *40*, 331–337, doi:10.1016/j.diabet.2014.02.002.
37. Aranda, M.P.; Kremer, I.N.; Hinton, L.; Zissimopoulos, J.; Whitmer, R.A.; Hummel, C.H.; Trejo, L.; Fabius, C. Impact of Dementia: Health Disparities, Population Trends, Care Interventions, and Economic Costs. *J Am Geriatr Soc* **2021**, *69*, 1774–1783, doi:10.1111/jgs.17345.
38. Burks, H.B.; des Bordes, J.K.A.; Chadha, R.; Holmes, H.M.; Rianon, N.J. Quality of Life Assessment in Older Adults with Dementia: A Systematic Review. *Dement Geriatr Cogn Disord* **2021**, *50*, 103–110, doi:10.1159/000515317.
39. Haagsma, J.A.; Olij, B.F.; Majdan, M.; van Beeck, E.F.; Vos, T.; Castle, C.D.; Dingels, Z. V.; Fox, J.T.; Hamilton, E.B.; Liu, Z.; et al. Falls in Older Aged Adults in 22 European Countries: Incidence, Mortality and Burden of Disease from 1990 to 2017. *Inj Prev* **2020**, *26*, i67–i74, doi:10.1136/injuryprev-2019-043347.
40. Dyer, S.M.; Crotty, M.; Fairhall, N.; Magaziner, J.; Beaupre, L.A.; Cameron, I.D.; Sherrington, C.; Fragility Fracture Network (FFN) Rehabilitation Research Special Interest Group A Critical Review of the Long-Term Disability Outcomes Following Hip Fracture. *BMC Geriatr* **2016**, *16*, 158, doi:10.1186/s12877-016-0332-0.
41. Guzon-Illescas, O.; Perez Fernandez, E.; Crespi Villarias, N.; Quirós Donate, F.J.; Peña, M.; Alonso-Blas, C.; García-Vadillo, A.; Mazzucchelli, R. Mortality after Osteoporotic Hip Fracture: Incidence, Trends, and Associated Factors. *J Orthop Surg Res* **2019**, *14*, 203, doi:10.1186/s13018-019-1226-6.
42. Komar, B.; Schwingshackl, L.; Hoffmann, G. Effects of Leucine-Rich Protein Supplements on Anthropometric Parameter and Muscle Strength in the Elderly: A Systematic Review and Meta-Analysis. *J Nutr Health Aging* **2015**, *19*, 437–446, doi:10.1007/s12603-014-0559-4.
43. Martínez-Arnau, F.M.; Fonfría-Vivas, R.; Cauli, O. Beneficial Effects of Leucine Supplementation on Criteria for Sarcopenia: A Systematic Review. *Nutrients* **2019**, *11*, doi:10.3390/nu11102504.
44. Lee, S.Y.; Lee, H.J.; Lim, J.-Y. Effects of Leucine-Rich Protein Supplements in Older Adults with Sarcopenia: A Systematic Review and Meta-Analysis of Randomized Controlled Trials. *Arch Gerontol Geriatr* **2022**, *102*, 104758, doi:10.1016/j.archger.2022.104758.

45. Guo, Y.; Fu, X.; Hu, Q.; Chen, L.; Zuo, H. The Effect of Leucine Supplementation on Sarcopenia-Related Measures in Older Adults: A Systematic Review and Meta-Analysis of 17 Randomized Controlled Trials. *Front Nutr* **2022**, *9*, 929891, doi:10.3389/fnut.2022.929891.
46. Wu, H.; Xia, Y.; Jiang, J.; Du, H.; Guo, X.; Liu, X.; Li, C.; Huang, G.; Niu, K. Effect of Beta-Hydroxy-Beta-Methylbutyrate Supplementation on Muscle Loss in Older Adults: A Systematic Review and Meta-Analysis. *Arch Gerontol Geriatr* **2015**, *61*, 168–175, doi:10.1016/j.archger.2015.06.020.
47. Bear, D.E.; Langan, A.; Dimidi, E.; Wandrag, L.; Harridge, S.D.R.; Hart, N.; Connolly, B.; Whelan, K. β -Hydroxy- β -Methylbutyrate and Its Impact on Skeletal Muscle Mass and Physical Function in Clinical Practice: A Systematic Review and Meta-Analysis. *Am J Clin Nutr* **2019**, *109*, 1119–1132, doi:10.1093/ajcn/nqy373.
48. Lin, Z.; Zhao, A.; He, J. Effect of β -Hydroxy- β -Methylbutyrate (HMB) on the Muscle Strength in the Elderly Population: A Meta-Analysis. *Front Nutr* **2022**, *9*, 914866, doi:10.3389/fnut.2022.914866.
49. Zanini, B.; Simonetto, A.; Zubani, M.; Castellano, M.; Gilioli, G. The Effects of Cow-Milk Protein Supplementation in Elderly Population: Systematic Review and Narrative Synthesis. *Nutrients* **2020**, *12*, doi:10.3390/nu12092548.
50. Camargo, L. da R.; Doneda, D.; Oliveira, V.R. Whey Protein Ingestion in Elderly Diet and the Association with Physical, Performance and Clinical Outcomes. *Exp Gerontol* **2020**, *137*, 110936, doi:10.1016/j.exger.2020.110936.
51. Martin-Cantero, A.; Reijnierse, E.M.; Gill, B.M.T.; Maier, A.B. Factors Influencing the Efficacy of Nutritional Interventions on Muscle Mass in Older Adults: A Systematic Review and Meta-Analysis. *Nutr Rev* **2021**, *79*, 315–330, doi:10.1093/nutrit/nuaa064.
52. Gielen, E.; Beckwée, D.; Delaere, A.; De Breucker, S.; Vandewoude, M.; Bautmans, I.; Sarcopenia Guidelines Development Group of the Belgian Society of Gerontology and Geriatrics (BSGG) Nutritional Interventions to Improve Muscle Mass, Muscle Strength, and Physical Performance in Older People: An Umbrella Review of Systematic Reviews and Meta-Analyses. *Nutr Rev* **2021**, *79*, 121–147, doi:10.1093/nutrit/nuaa011.
53. Khor, P.Y.; Vearing, R.M.; Charlton, K.E. The Effectiveness of Nutrition Interventions in Improving Frailty and Its Associated Constructs Related to Malnutrition and Functional Decline among Community-Dwelling Older Adults: A Systematic Review. *J Hum Nutr Diet* **2022**, *35*, 566–582, doi:10.1111/jhn.12943.
54. Tieland, M.; Franssen, R.; Dullemeijer, C.; van Dronkelaar, C.; Kyung Kim, H.; Ispoglou, T.; Zhu, K.; Prince, R.L.; van Loon, L.J.C.; de Groot, L.C.P.G.M. The Impact of Dietary Protein or Amino Acid Supplementation on Muscle Mass and Strength in Elderly People: Individual Participant Data and Meta-Analysis of RCT's. *J Nutr Health Aging* **2017**, *21*, 994–1001, doi:10.1007/s12603-017-0896-1.
55. Wu, P.-Y.; Huang, K.-S.; Chen, K.-M.; Chou, C.-P.; Tu, Y.-K. Exercise, Nutrition, and Combined Exercise and Nutrition in Older Adults with Sarcopenia: A Systematic Review and Network Meta-Analysis. *Maturitas* **2021**, *145*, 38–48, doi:10.1016/j.maturitas.2020.12.009.
56. Liao, C.-D.; Wu, Y.-T.; Tsauo, J.-Y.; Chen, P.-R.; Tu, Y.-K.; Chen, H.-C.; Liou, T.-H. Effects of Protein Supplementation Combined with Exercise Training on Muscle Mass and Function in Older Adults with Lower-Extremity Osteoarthritis: A Systematic Review and Meta-Analysis of Randomized Trials. *Nutrients* **2020**, *12*, doi:10.3390/nu12082422.
57. Conde Maldonado, E.; Marqués-Jiménez, D.; Casas-Agustench, P.; Bach-Faig, A. Effect of Supplementation with Leucine Alone, with Other Nutrients or with Physical Exercise in Older People with Sarcopenia: A Systematic Review. *Endocrinol Diabetes Nutr* **2022**, *69*, 601–613, doi:10.1016/j.endien.2022.11.012.
58. Kirwan, R.P.; Mazidi, M.; Rodríguez García, C.; Lane, K.E.; Jafari, A.; Butler, T.; Perez de Heredia, F.; Davies, I.G. Protein Interventions Augment the Effect of Resistance Exercise on Appendicular Lean Mass and Handgrip Strength in Older Adults: A Systematic Review and Meta-Analysis of Randomized Controlled Trials. *Am J Clin Nutr* **2022**, *115*, 897–913, doi:10.1093/ajcn/nqab355.
59. Choi, M.; Kim, H.; Bae, J. Does the Combination of Resistance Training and a Nutritional Intervention Have a Synergic Effect on Muscle Mass, Strength, and Physical Function in Older Adults? A Systematic Review and Meta-Analysis. *BMC Geriatr* **2021**, *21*, 639, doi:10.1186/s12877-021-02491-5.
60. Beaudart, C.; Dawson, A.; Shaw, S.C.; Harvey, N.C.; Kanis, J.A.; Binkley, N.; Reginster, J.Y.; Chapurlat, R.; Chan, D.C.; Bruyère, O.; et al. Nutrition and Physical Activity in the Prevention and Treatment of Sarcopenia: Systematic Review. *Osteoporos Int* **2017**, *28*, 1817–1833, doi:10.1007/s00198-017-3980-9.
61. Thomas, D.K.; Quinn, M.A.; Saunders, D.H.; Greig, C.A. Protein Supplementation Does Not Significantly Augment the Effects of Resistance Exercise Training in Older Adults: A Systematic Review. *J Am Med Dir Assoc* **2016**, *17*, 959.e1-9, doi:10.1016/j.jamda.2016.07.002.
62. Courel-Ibáñez, J.; Vetrovsky, T.; Dadova, K.; Pallarés, J.G.; Steffl, M. Health Benefits of β -Hydroxy- β -Methylbutyrate (HMB) Supplementation in Addition to Physical Exercise in Older Adults: A Systematic Review with Meta-Analysis. *Nutrients* **2019**, *11*, doi:10.3390/nu11092082.
63. Theodorakopoulos, C.; Jones, J.; Bannerman, E.; Greig, C.A. Effectiveness of Nutritional and Exercise Interventions to Improve Body Composition and Muscle Strength or Function in Sarcopenic Obese Older Adults: A Systematic Review. *Nutr Res* **2017**, *43*, 3–15, doi:10.1016/j.nutres.2017.05.002.

64. Yin, Y.-H.; Liu, J.Y.W.; Välimäki, M. Effectiveness of Non-Pharmacological Interventions on the Management of Sarcopenic Obesity: A Systematic Review and Meta-Analysis. *Exp Gerontol* **2020**, *135*, 110937, doi:10.1016/j.exger.2020.110937.
65. Antoniak, A.E.; Greig, C.A. The Effect of Combined Resistance Exercise Training and Vitamin D3 Supplementation on Musculoskeletal Health and Function in Older Adults: A Systematic Review and Meta-Analysis. *BMJ Open* **2017**, *7*, e014619, doi:10.1136/bmjopen-2016-014619.
66. Cheng, S.-H.; Chen, K.-H.; Chen, C.; Chu, W.-C.; Kang, Y.-N. The Optimal Strategy of Vitamin D for Sarcopenia: A Network Meta-Analysis of Randomized Controlled Trials. *Nutrients* **2021**, *13*, doi:10.3390/nu13103589.
67. Cintoni, M.; Grassi, F.; Palombaro, M.; Rinninella, E.; Pulcini, G.; Di Donato, A.; Salvatore, L.; Quero, G.; Tortora, G.; Alfieri, S.; et al. Nutritional Interventions during Chemotherapy for Pancreatic Cancer: A Systematic Review of Prospective Studies. *Nutrients* **2023**, *15*, doi:10.3390/nu15030727.
68. Bozzetti, F. Nutritional Interventions in Elderly Gastrointestinal Cancer Patients: The Evidence from Randomized Controlled Trials. *Support Care Cancer* **2019**, *27*, 721–727, doi:10.1007/s00520-018-4532-3.
69. Johnston, H.E.; Takefala, T.G.; Kelly, J.T.; Keating, S.E.; Coombes, J.S.; Macdonald, G.A.; Hickman, I.J.; Mayr, H.L. The Effect of Diet and Exercise Interventions on Body Composition in Liver Cirrhosis: A Systematic Review. *Nutrients* **2022**, *14*, doi:10.3390/nu14163365.
70. Lu, Y.; Wang, Y.-J.; Lu, Q. The Effect of Oral Nutritional Supplement on Muscle Fitness of Patients Undergoing Dialysis: A Systematic Review and Meta-Analysis. *J Adv Nurs* **2021**, *77*, 1716–1730, doi:10.1111/jan.14684.
71. Bischoff, S.C.; Bernal, W.; Dasarathy, S.; Merli, M.; Plank, L.D.; Schütz, T.; Plauth, M. ESPEN Practical Guideline: Clinical Nutrition in Liver Disease. *Clin Nutr* **2020**, *39*, 3533–3562, doi:10.1016/j.clnu.2020.09.001.
72. Bischoff, S.C.; Barazzoni, R.; Busetto, L.; Campmans-Kuijpers, M.; Cardinale, V.; Chermesh, I.; Eshraghian, A.; Kani, H.T.; Khannoussi, W.; Lacaze, L.; et al. European Guideline on Obesity Care in Patients with Gastrointestinal and Liver Diseases - Joint ESPEN/UEG Guideline. *Clin Nutr* **2022**, *41*, 2364–2405, doi:10.1016/j.clnu.2022.07.003.
73. Liu, C.; Xu, H.; Chen, L.; Zhu, M. Exercise and Nutritional Intervention for Physical Function of the Pre frail: A Systematic Review and Meta-Analysis. *J Am Med Dir Assoc* **2022**, *23*, 1431.e1-1431.e19, doi:10.1016/j.jamda.2022.05.007.
74. Sun, X.; Liu, W.; Gao, Y.; Qin, L.; Feng, H.; Tan, H.; Chen, Q.; Peng, L.; Wu, I.X.Y. Comparative Effectiveness of Non-Pharmacological Interventions for Frailty: A Systematic Review and Network Meta-Analysis. *Age Ageing* **2023**, *52*, doi:10.1093/ageing/afad004.
75. Moraes, M.B. de; Avgerinou, C.; Fukushima, F.B.; Vidal, E.I.O. Nutritional Interventions for the Management of Frailty in Older Adults: Systematic Review and Meta-Analysis of Randomized Clinical Trials. *Nutr Rev* **2021**, *79*, 889–913, doi:10.1093/nutrit/nuaa101.
76. Thomson, K.; Rice, S.; Arisa, O.; Johnson, E.; Tanner, L.; Marshall, C.; Sotire, T.; Richmond, C.; O'Keefe, H.; Mohammed, W.; et al. Oral Nutritional Interventions in Frail Older People Who Are Malnourished or at Risk of Malnutrition: A Systematic Review. *Health Technol Assess* **2022**, *26*, 1–112, doi:10.3310/CCQF1608.
77. Han, C.Y.; Miller, M.; Yaxley, A.; Baldwin, C.; Woodman, R.; Sharma, Y. Effectiveness of Combined Exercise and Nutrition Interventions in Pre frail or Frail Older Hospitalised Patients: A Systematic Review and Meta-Analysis. *BMJ Open* **2020**, *10*, e040146, doi:10.1136/bmjopen-2020-040146.
78. Lorbergs, A.L.; Prorok, J.C.; Holroyd-Leduc, J.; Bouchard, D.R.; Giguere, A.; Gramlich, L.; Keller, H.; Tang, A.; Racey, M.; Ali, M.U.; et al. Nutrition and Physical Activity Clinical Practice Guidelines for Older Adults Living with Frailty. *J Frailty Aging* **2022**, *11*, 3–11, doi:10.14283/jfa.2021.51.
79. Lin, H.; Zhang, H.; Lin, Z.; Li, X.; Kong, X.; Sun, G. Review of Nutritional Screening and Assessment Tools and Clinical Outcomes in Heart Failure. *Heart Fail Rev* **2016**, *21*, 549–565, doi:10.1007/s10741-016-9540-0.
80. Hu, Y.; Yang, H.; Zhou, Y.; Liu, X.; Zou, C.; Ji, S.; Liang, T. Prediction of All-Cause Mortality with Malnutrition Assessed by Nutritional Screening and Assessment Tools in Patients with Heart Failure: a Systematic Review. *Nutr Metab Cardiovasc Dis* **2022**, *32*, 1361–1374, doi:10.1016/j.numecd.2022.03.009.
81. Dong, C.-H.; Chen, S.-Y.; Zeng, H.-L.; Yang, B.; Pan, J. Geriatric Nutritional Risk Index Predicts All-Cause Mortality in Patients with Heart Failure: A Systematic Review and Meta-Analysis. *Clinics (Sao Paulo)* **2021**, *76*, e2258, doi:10.6061/clinics/2021/e2258.
82. Li, H.; Cen, K.; Sun, W.; Feng, B. Prognostic Value of Geriatric Nutritional Risk Index in Elderly Patients with Heart Failure: A Meta-Analysis. *Aging Clin Exp Res* **2021**, *33*, 1477–1486, doi:10.1007/s40520-020-01656-3.
83. Ni, J.; Fang, Y.; Zhang, J.; Chen, X. Predicting Prognosis of Heart Failure Using Common Malnutrition Assessment Tools: A Systematic Review and Meta-Analysis. *Scott Med J* **2022**, *67*, 157–170, doi:10.1177/00369330221122300.
84. Huang, X.-W.; Luo, J.-J.; Baldinger, B. The Controlling Nutritional Status Score and Clinical Outcomes in Patients with Heart Failure: Pool Analysis of Observational Studies. *Front Cardiovasc Med* **2022**, *9*, 961141, doi:10.3389/fcvm.2022.961141.

85. Habaybeh, D.; de Moraes, M.B.; Slee, A.; Avgerinou, C. Nutritional Interventions for Heart Failure Patients Who Are Malnourished or at Risk of Malnutrition or Cachexia: A Systematic Review and Meta-Analysis. *Heart Fail Rev* **2021**, *26*, 1103–1118, doi:10.1007/s10741-020-09937-9.
86. Al Saadi, T.; Assaf, Y.; Farwati, M.; Turkmani, K.; Al-Mouakeh, A.; Shebli, B.; Khoja, M.; Essali, A.; Madmani, M.E. Coenzyme Q10 for Heart Failure. *Cochrane Database Syst Rev* **2021**, (2), CD008684, doi:10.1002/14651858.CD008684.pub3.
87. Khan, M.S.; Khan, F.; Fonarow, G.C.; Sreenivasan, J.; Greene, S.J.; Khan, S.U.; Usman, M.S.; Vaduganathan, M.; Fudim, M.; Anker, S.D.; et al. Dietary Interventions and Nutritional Supplements for Heart Failure: A Systematic Appraisal and Evidence Map. *Eur J Heart Fail* **2021**, *23*, 1468–1476, doi:10.1002/ejhf.2278.
88. Bernasconi, A.A.; Wiest, M.M.; Lavie, C.J.; Milani, R. V; Laukkanen, J.A. Effect of Omega-3 Dosage on Cardiovascular Outcomes: An Updated Meta-Analysis and Meta-Regression of Interventional Trials. *Mayo Clin Proc* **2021**, *96*, 304–313, doi:10.1016/j.mayocp.2020.08.034.
89. Bianchi, V.E. Nutrition in Chronic Heart Failure Patients: A Systematic Review. *Heart Fail Rev* **2020**, *25*, 1017–1026, doi:10.1007/s10741-019-09891-1.
90. Rahimlu, M.; Shab-Bidar, S.; Djafarian, K. Body Mass Index and All-Cause Mortality in Chronic Kidney Disease: A Dose-Response Meta-Analysis of Observational Studies. *J Ren Nutr* **2017**, *27*, 225–232, doi:10.1053/j.jrn.2017.01.016.
91. Xiong, J.; Wang, M.; Zhang, Y.; Nie, L.; He, T.; Wang, Y.; Huang, Y.; Feng, B.; Zhang, J.; Zhao, J. Association of Geriatric Nutritional Risk Index with Mortality in Hemodialysis Patients: A Meta-Analysis of Cohort Studies. *Kidney Blood Press Res* **2018**, *43*, 1878–1889, doi:10.1159/000495999.
92. Carrero, J.J.; Thomas, F.; Nagy, K.; Arogundade, F.; Avesani, C.M.; Chan, M.; Chmielewski, M.; Cordeiro, A.C.; Espinosa-Cuevas, A.; Fiaccadori, E.; et al. Global Prevalence of Protein-Energy Wasting in Kidney Disease: A Meta-Analysis of Contemporary Observational Studies From the International Society of Renal Nutrition and Metabolism. *J Ren Nutr* **2018**, *28*, 380–392, doi:10.1053/j.jrn.2018.08.006.
93. Mihaescu, A.; Masood, E.; Zafran, M.; Khokhar, H.T.; Augustine, A.M.; Filippo, A.; Van Biesen, W.; Farrington, K.; Carrero, J.J.; Covic, A.; et al. Nutritional Status Improvement in Elderly CKD Patients: A Systematic Review. *Int Urol Nephrol* **2021**, *53*, 1603–1621, doi:10.1007/s11255-020-02775-6.
94. Hwang, S.-H.; Lee, D.H.; Min, J.; Jeon, J.Y. Handgrip Strength as a Predictor of All-Cause Mortality in Patients With Chronic Kidney Disease Undergoing Dialysis: A Meta-Analysis of Prospective Cohort Studies. *J Ren Nutr* **2019**, *29*, 471–479, doi:10.1053/j.jrn.2019.01.002.
95. Santana Gomes, T.; Espirito Santo Silva, D. do; Xavier Junior, G.F.; de Farias Costa, P.R.; Gusmão Sena, M.H.L.; Barreto Medeiros, J.M. Sarcopenia and Mortality in Patients With Chronic Non-Dialytic Renal Disease: Systematic Review and Meta-Analysis. *J Ren Nutr* **2022**, *32*, 135–143, doi:10.1053/j.jrn.2021.02.004.
96. Kojima, G. Prevalence of Frailty in End-Stage Renal Disease: A Systematic Review and Meta-Analysis. *Int Urol Nephrol* **2017**, *49*, 1989–1997, doi:10.1007/s11255-017-1547-5.
97. Jing, Z.; Wei-Jie, Y. Effects of Soy Protein Containing Isoflavones in Patients with Chronic Kidney Disease: A Systematic Review and Meta-Analysis. *Clin Nutr* **2016**, *35*, 117–124, doi:10.1016/j.clnu.2015.03.012.
98. Liu, P.J.; Ma, F.; Wang, Q.Y.; He, S.L. The Effects of Oral Nutritional Supplements in Patients with Maintenance Dialysis Therapy: A Systematic Review and Meta-Analysis of Randomized Clinical Trials. *PLoS One* **2018**, *13*, e0203706, doi:10.1371/journal.pone.0203706.
99. Mah, J.Y.; Choy, S.W.; Roberts, M.A.; Desai, A.M.; Corken, M.; Gwini, S.M.; McMahon, L.P. Oral Protein-Based Supplements versus Placebo or No Treatment for People with Chronic Kidney Disease Requiring Dialysis. *Cochrane Database Syst Rev* **2020**, 5, CD012616, doi:10.1002/14651858.CD012616.pub2.
100. Jiang, Z.; Zhang, X.; Yang, L.; Li, Z.; Qin, W. Effect of Restricted Protein Diet Supplemented with Keto Analogues in Chronic Kidney Disease: A Systematic Review and Meta-Analysis. *Int Urol Nephrol* **2016**, *48*, 409–418, doi:10.1007/s11255-015-1170-2.
101. Rhee, C.M.; Ahmadi, S.-F.; Kovesdy, C.P.; Kalantar-Zadeh, K. Low-Protein Diet for Conservative Management of Chronic Kidney Disease: A Systematic Review and Meta-Analysis of Controlled Trials. *J Cachexia Sarcopenia Muscle* **2018**, *9*, 235–245, doi:10.1002/jcsm.12264.
102. Yan, B.; Su, X.; Xu, B.; Qiao, X.; Wang, L. Effect of Diet Protein Restriction on Progression of Chronic Kidney Disease: A Systematic Review and Meta-Analysis. *PLoS One* **2018**, *13*, e0206134, doi:10.1371/journal.pone.0206134.
103. Chewcharat, A.; Takkavatakarn, K.; Wongrattanakorn, S.; Panrong, K.; Kittiskulnam, P.; Eiam-Ong, S.; Susantitaphong, P. The Effects of Restricted Protein Diet Supplemented With Ketoanalogue on Renal Function, Blood Pressure, Nutritional Status, and Chronic Kidney Disease-Mineral and Bone Disorder in Chronic Kidney Disease Patients: A Systematic Review and Meta-Analysis. *J Ren Nutr* **2020**, *30*, 189–199, doi:10.1053/j.jrn.2019.07.005.
104. Jiang, Z.; Tang, Y.; Yang, L.; Mi, X.; Qin, W. Effect of Restricted Protein Diet Supplemented with Keto Analogues in End-Stage Renal Disease: A Systematic Review and Meta-Analysis. *Int Urol Nephrol* **2018**, *50*, 687–694, doi:10.1007/s11255-017-1713-9.

105. Hahn, D.; Hodson, E.M.; Fouque, D. Low Protein Diets for Non-Diabetic Adults with Chronic Kidney Disease. *Cochrane Database Syst Rev* **2018**, *10*, CD001892, doi:10.1002/14651858.CD001892.pub4.
106. Hahn, D.; Hodson, E.M.; Fouque, D. Low Protein Diets for Non-Diabetic Adults with Chronic Kidney Disease. *Cochrane Database Syst Rev* **2020**, *10*, CD001892, doi:10.1002/14651858.CD001892.pub5.
107. Jiang, S.; Fang, J.; Li, W. Protein Restriction for Diabetic Kidney Disease. *Cochrane Database Syst Rev* **2023**, *1*, CD014906, doi:10.1002/14651858.CD014906.pub2.
108. Goto, N.A.; Weststrate, A.C.G.; Oosterlaan, F.M.; Verhaar, M.C.; Willems, H.C.; Emmelot-Vonk, M.H.; Hamaker, M.E. The Association between Chronic Kidney Disease, Falls, and Fractures: A Systematic Review and Meta-Analysis. *Osteoporos Int* **2020**, *31*, 13–29, doi:10.1007/s00198-019-05190-5.
109. Hou, Y.-C.; Lu, C.-L.; Lu, K.-C. Mineral Bone Disorders in Chronic Kidney Disease. *Nephrology (Carlton)* **2018**, *23 Suppl 4*, 88–94, doi:10.1111/nep.13457.
110. Hsu, C.-Y.; Chen, L.-R.; Chen, K.-H. Osteoporosis in Patients with Chronic Kidney Diseases: A Systemic Review. *Int J Mol Sci* **2020**, *21*, doi:10.3390/ijms21186846.
111. Banerjee, D.; Chitalia, N.; Ster, I.C.; Appelbaum, E.; Thadhani, R.; Kaski, J.C.; Goldsmith, D. Impact of Vitamin D on Cardiac Structure and Function in Chronic Kidney Disease Patients with Hypovitaminosis D: A Randomized Controlled Trial and Meta-Analysis. *Eur Heart J Cardiovasc Pharmacother* **2021**, *7*, 302–311, doi:10.1093/ehjcvp/pvz080.
112. Christodoulou, M.; Aspray, T.J.; Schoenmakers, I. Vitamin D Supplementation for Patients with Chronic Kidney Disease: A Systematic Review and Meta-Analyses of Trials Investigating the Response to Supplementation and an Overview of Guidelines. *Calcif Tissue Int* **2021**, *109*, 157–178, doi:10.1007/s00223-021-00844-1.
113. Karimi, E.; Bitarafan, S.; Mousavi, S.M.; Zargarzadeh, N.; Mokhtari, P.; Hawkins, J.; Meysamie, A.; Koohdani, F. The Effect of Vitamin D Supplementation on Fibroblast Growth Factor-23 in Patients with Chronic Kidney Disease: A Systematic Review and Meta-Analysis. *Phytother Res* **2021**, *35*, 5339–5351, doi:10.1002/ptr.7139.
114. Milajerdi, A.; Ostadmohammadi, V.; Amirjani, S.; Kolahdooz, F.; Asemi, Z. The Effects of Vitamin D Treatment on Glycemic Control, Serum Lipid Profiles, and C-Reactive Protein in Patients with Chronic Kidney Disease: A Systematic Review and Meta-Analysis of Randomized Controlled Trials. *Int Urol Nephrol* **2019**, *51*, 1567–1580, doi:10.1007/s11255-019-02236-9.
115. Chiavaroli, L.; Mirrahimi, A.; Sievenpiper, J.L.; Jenkins, D.J.A.; Darling, P.B. Dietary Fiber Effects in Chronic Kidney Disease: A Systematic Review and Meta-Analysis of Controlled Feeding Trials. *Eur J Clin Nutr* **2015**, *69*, 761–768, doi:10.1038/ejcn.2014.237.
116. McFarlane, C.; Ramos, C.I.; Johnson, D.W.; Campbell, K.L. Prebiotic, Probiotic, and Synbiotic Supplementation in Chronic Kidney Disease: A Systematic Review and Meta-Analysis. *J Ren Nutr* **2019**, *29*, 209–220, doi:10.1053/j.jrn.2018.08.008.
117. Sanz-París, A.; Gómez-Candela, C.; Martín-Palmero, Á.; García-Almeida, J.M.; Burgos-Pelaez, R.; Matía-Martin, P.; Arbones-Mainar, J.M.; Study VIDA group Application of the New ESPEN Definition of Malnutrition in Geriatric Diabetic Patients during Hospitalization: A Multicentric Study. *Clin Nutr* **2016**, *35*, 1564–1567, doi:10.1016/j.clnu.2016.02.018.
118. Sánchez-Rodríguez, D.; Marco, E.; Ronquillo-Moreno, N.; Miralles, R.; Vázquez-Ibar, O.; Escalada, F.; Muniesa, J.M. Prevalence of Malnutrition and Sarcopenia in a Post-Acute Care Geriatric Unit: Applying the New ESPEN Definition and EWGSOP Criteria. *Clin Nutr* **2017**, *36*, 1339–1344, doi:10.1016/j.clnu.2016.08.024.
119. Sanz-París, A.; Martín-Palmero, A.; Gomez-Candela, C.; García-Almeida, J.M.; Burgos-Pelaez, R.; Sanz-Arque, A.; Espina, S.; Arbones-Mainar, J.M.; Study VIDA group GLIM Criteria at Hospital Admission Predict 8-Year All-Cause Mortality in Elderly Patients With Type 2 Diabetes Mellitus: Results From VIDA Study. *JPEN J Parenter Enteral Nutr* **2020**, *44*, 1492–1500, doi:10.1002/jpen.1781.
120. Wang, L.; Zhang, D.; Xu, J. Association between the Geriatric Nutritional Risk Index, Bone Mineral Density and Osteoporosis in Type 2 Diabetes Patients. *J Diabetes Investig* **2020**, *11*, 956–963, doi:10.1111/jdi.13196.
121. Çakmak, G.; Ganidağlı, S.; Efendioğlu, E.M.; Öztürk, E.; Öztürk, Z.A. Do Long-Term Complications of Type 2 Diabetes Increase Susceptibility to Geriatric Syndromes in Older Adults? *Medicina (Kaunas)* **2021**, *57*, doi:10.3390/medicina57090968.
122. Takahashi, F.; Hashimoto, Y.; Kaji, A.; Sakai, R.; Kawate, Y.; Okamura, T.; Kitagawa, N.; Okada, H.; Nakanishi, N.; Majima, S.; et al. Association between Geriatric Nutrition Risk Index and The Presence of Sarcopenia in People with Type 2 Diabetes Mellitus: A Cross-Sectional Study. *Nutrients* **2021**, *13*, doi:10.3390/nu13113729.
123. López-Gómez, J.J.; Gutiérrez-Lora, C.; Izaola-Jauregui, O.; Primo-Martín, D.; Gómez-Hoyos, E.; Jiménez-Sahagún, R.; De Luis-Román, D.A. Real World Practice Study of the Effect of a Specific Oral Nutritional Supplement for Diabetes Mellitus on the Morphofunctional Assessment and Protein Energy Requirements. *Nutrients* **2022**, *14*, doi:10.3390/nu14224802.

124. Matsuura, S.; Shibazaki, K.; Uchida, R.; Imai, Y.; Mukoyama, T.; Shibata, S.; Morita, H. Sarcopenia Is Associated with the Geriatric Nutritional Risk Index in Elderly Patients with Poorly Controlled Type 2 Diabetes Mellitus. *J Diabetes Investig* **2022**, *13*, 1366–1373, doi:10.1111/jdi.13792.
125. Wang, M.; Tan, Y.; Shi, Y.; Wang, X.; Liao, Z.; Wei, P. Diabetes and Sarcopenic Obesity: Pathogenesis, Diagnosis, and Treatments. *Front Endocrinol (Lausanne)* **2020**, *11*, 568, doi:10.3389/fendo.2020.00568.
126. Petroni, M.L.; Brodosi, L.; Marchignoli, F.; Sasdelli, A.S.; Caraceni, P.; Marchesini, G.; Ravaioli, F. Nutrition in Patients with Type 2 Diabetes: Present Knowledge and Remaining Challenges. *Nutrients* **2021**, *13*, doi:10.3390/nu13082748.
127. Izzo, A.; Massimino, E.; Riccardi, G.; Della Pepa, G. A Narrative Review on Sarcopenia in Type 2 Diabetes Mellitus: Prevalence and Associated Factors. *Nutrients* **2021**, *13*, doi:10.3390/nu13010183.
128. Velázquez-Alva, M.C.; Irigoyen-Camacho, M.E.; Zepeda-Zepeda, M.A.; Lazarevich, I.; Arrieta-Cruz, I.; D’Hyver, C. Sarcopenia, Nutritional Status and Type 2 Diabetes Mellitus: A Cross-Sectional Study in a Group of Mexican Women Residing in a Nursing Home. *Nutr Diet* **2020**, *77*, 515–522, doi:10.1111/1747-0080.12551.
129. Shiroma, K.; Tanabe, H.; Takiguchi, Y.; Yamaguchi, M.; Sato, M.; Saito, H.; Tanaka, K.; Masuzaki, H.; Kazama, J.J.; Shimabukuro, M. A Nutritional Assessment Tool, GNRI, Predicts Sarcopenia and Its Components in Type 2 Diabetes Mellitus: A Japanese Cross-Sectional Study. *Front Nutr* **2023**, *10*, 1087471, doi:10.3389/fnut.2023.1087471.
130. Dai, S.; Shu, D.; Meng, F.; Chen, Y.; Wang, J.; Liu, X.; Xiao, X.; Guo, W.; Chen, F. Higher Risk of Sarcopenia in Older Adults with Type 2 Diabetes: NHANES 1999–2018. *Obes Facts* **2023**, *1*, doi:10.1159/000530241.
131. Wang, X.; Wu, W.; Zheng, W.; Fang, X.; Chen, L.; Rink, L.; Min, J.; Wang, F. Zinc Supplementation Improves Glycemic Control for Diabetes Prevention and Management: A Systematic Review and Meta-Analysis of Randomized Controlled Trials. *Am J Clin Nutr* **2019**, *110*, 76–90, doi:10.1093/ajcn/nqz041.
132. Wang, Z.; Ronsmans, C.; Woolf, B. Triangulating Evidence for the Causal Impact of Single-Intervention Zinc Supplement on Glycaemic Control for Type 2 Diabetes: Systematic Review and Meta-Analysis of Randomised Controlled Trial and Two-Sample Mendelian Randomisation. *Br J Nutr* **2023**, *129*, 1929–1944, doi:10.1017/S0007114522002616.
133. Asbaghi, O.; Nazarian, B.; Yousefi, M.; Anjom-Shoae, J.; Rasekhi, H.; Sadeghi, O. Effect of Vitamin E Intake on Glycemic Control and Insulin Resistance in Diabetic Patients: An Updated Systematic Review and Meta-Analysis of Randomized Controlled Trials. *Nutr J* **2023**, *22*, 10, doi:10.1186/s12937-023-00840-1.
134. Lind, M.V.; Lauritzen, L.; Kristensen, M.; Ross, A.B.; Eriksen, J.N. Effect of Folate Supplementation on Insulin Sensitivity and Type 2 Diabetes: A Meta-Analysis of Randomized Controlled Trials. *Am J Clin Nutr* **2019**, *109*, 29–42, doi:10.1093/ajcn/nqy234.
135. Yousefi Rad, E.; Nazarian, B.; Saboori, S.; Falahi, E.; Hekmatdoost, A. Effects of L-Arginine Supplementation on Glycemic Profile: Evidence from a Systematic Review and Meta-Analysis of Clinical Trials. *J Integr Med* **2020**, *18*, 284–291, doi:10.1016/j.joim.2020.05.001.
136. Karimi, E.; Hatami, E.; Ghavami, A.; Hadi, A.; Darand, M.; Askari, G. Effects of L-Arginine Supplementation on Biomarkers of Glycemic Control: A Systematic Review and Meta-Analysis of Randomised Clinical Trials. *Arch Physiol Biochem* **2023**, *129*, 700–710, doi:10.1080/13813455.2020.1863991.
137. Reynolds, A.N.; Akerman, A.P.; Mann, J. Dietary Fibre and Whole Grains in Diabetes Management: Systematic Review and Meta-Analyses. *PLoS Med* **2020**, *17*, e1003053, doi:10.1371/journal.pmed.1003053.
138. Esposito, K.; Maiorino, M.I.; Bellastella, G.; Chiodini, P.; Panagiotakos, D.; Giugliano, D. A Journey into a Mediterranean Diet and Type 2 Diabetes: A Systematic Review with Meta-Analyses. *BMJ Open* **2015**, *5*, e008222, doi:10.1136/bmjopen-2015-008222.
139. Becerra-Tomás, N.; Blanco Mejía, S.; Vigiouliouk, E.; Khan, T.; Kendall, C.W.C.; Kahleova, H.; Rahelić, D.; Sievenpiper, J.L.; Salas-Salvadó, J. Mediterranean Diet, Cardiovascular Disease and Mortality in Diabetes: A Systematic Review and Meta-Analysis of Prospective Cohort Studies and Randomized Clinical Trials. *Crit Rev Food Sci Nutr* **2020**, *60*, 1207–1227, doi:10.1080/10408398.2019.1565281.
140. Zimorovat, A.; Mohammadi, M.; Ramezani-Jolfaie, N.; Salehi-Abargouei, A. The Healthy Nordic Diet for Blood Glucose Control: A Systematic Review and Meta-Analysis of Randomized Controlled Clinical Trials. *Acta Diabetol* **2020**, *57*, 1–12, doi:10.1007/s00592-019-01369-8.
141. Massara, P.; Zurbau, A.; Glenn, A.J.; Chiavaroli, L.; Khan, T.A.; Vigiouliouk, E.; Mejia, S.B.; Comelli, E.M.; Chen, V.; Schwab, U.; et al. Nordic Dietary Patterns and Cardiometabolic Outcomes: A Systematic Review and Meta-Analysis of Prospective Cohort Studies and Randomised Controlled Trials. *Diabetologia* **2022**, *65*, 2011–2031, doi:10.1007/s00125-022-05760-z.
142. Diabetes and Nutrition Study Group (DNSG) of the European Association for the Study of Diabetes (EASD) Evidence-Based European Recommendations for the Dietary Management of Diabetes. *Diabetologia* **2023**, *66*, 965–985, doi:10.1007/s00125-023-05894-8.
143. Lauwers, P.; Dirinck, E.; Van Bouwel, S.; Verrijken, A.; Van Dessel, K.; Van Gils, C.; Sels, M.; Peiffer, F.; Van Schil, P.; De Block, C.; et al. Malnutrition and Its Relation with Diabetic Foot Ulcer Severity and Outcome: A Review. *Acta Clin Belg* **2022**, *77*, 79–85, doi:10.1080/17843286.2020.1800315.

144. Bechara, N.; Gunton, J.E.; Flood, V.; Hng, T.-M.; McGloin, C. Associations between Nutrients and Foot Ulceration in Diabetes: A Systematic Review. *Nutrients* **2021**, *13*, doi:10.3390/nu13082576.
145. Strazzullo, P.; D'Elia, L.; Cairella, G.; Garbagnati, F.; Cappuccio, F.P.; Scalfi, L. Excess Body Weight and Incidence of Stroke: Meta-Analysis of Prospective Studies with 2 Million Participants. *Stroke* **2010**, *41*, e418-26, doi:10.1161/STROKEAHA.109.576967.
146. Forlivesi, S.; Cappellari, M.; Bonetti, B. Obesity Paradox and Stroke: A Narrative Review. *Eat Weight Disord* **2021**, *26*, 417–423, doi:10.1007/s40519-020-00876-w.
147. Shi, H.; Chen, H.; Zhang, Y.; Li, J.; Fu, K.; Xue, W.; Teng, W.; Tian, L. 25-Hydroxyvitamin D Level, Vitamin D Intake, and Risk of Stroke: A Dose-Response Meta-Analysis. *Clin Nutr* **2020**, *39*, 2025–2034, doi:10.1016/j.clnu.2019.08.029.
148. Vergatti, A.; Abate, V.; Zarrella, A.F.; Manganelli, F.; Tozza, S.; Iodice, R.; De Filippo, G.; D'Elia, L.; Strazzullo, P.; Rendina, D. 25-Hydroxy-Vitamin D and Risk of Recurrent Stroke: A Dose Response Meta-Analysis. *Nutrients* **2023**, *15*, doi:10.3390/nu15030512.
149. Chen, L.; Li, Q.; Fang, X.; Wang, X.; Min, J.; Wang, F. Dietary Intake of Homocysteine Metabolism-Related B-Vitamins and the Risk of Stroke: A Dose-Response Meta-Analysis of Prospective Studies. *Adv Nutr* **2020**, *11*, 1510–1528, doi:10.1093/advances/nmaa061.
150. Wu, X.; Zhou, Q.; Chen, Q.; Li, Q.; Guo, C.; Tian, G.; Qie, R.; Han, M.; Huang, S.; Li, Y.; et al. Association of Homocysteine Level with Risk of Stroke: A Dose-Response Meta-Analysis of Prospective Cohort Studies. *Nutr Metab Cardiovasc Dis* **2020**, *30*, 1861–1869, doi:10.1016/j.numecd.2020.07.026.
151. Cheng, P.; Wang, L.; Ning, S.; Liu, Z.; Lin, H.; Chen, S.; Zhu, J. Vitamin E Intake and Risk of Stroke: A Meta-Analysis. *Br J Nutr* **2018**, *120*, 1181–1188, doi:10.1017/S0007114518002647.
152. Qin, Z.-Z.; Xu, J.-Y.; Chen, G.-C.; Ma, Y.-X.; Qin, L.-Q. Effects of Fatty and Lean Fish Intake on Stroke Risk: A Meta-Analysis of Prospective Cohort Studies. *Lipids Health Dis* **2018**, *17*, 264, doi:10.1186/s12944-018-0897-z.
153. Zhao, W.; Tang, H.; Yang, X.; Luo, X.; Wang, X.; Shao, C.; He, J. Fish Consumption and Stroke Risk: A Meta-Analysis of Prospective Cohort Studies. *J Stroke Cerebrovasc Dis* **2019**, *28*, 604–611, doi:10.1016/j.jstrokecerebrovasdis.2018.10.036.
154. Wang, X.J.; Zhang, W. Sen; Jiang, C.Q.; Zhu, F.; Jin, Y.L.; Cheng, K.K.; Lam, T.H.; Xu, L. Low-Carbohydrate Diet Score and the Risk of Stroke in Older People: Guangzhou Biobank Cohort Study and Meta-Analysis of Cohort Studies. *Nutrition* **2023**, *105*, 111844, doi:10.1016/j.nut.2022.111844.
155. Balcerak, P.; Corbiere, S.; Zubal, R.; Kägi, G. Post-Stroke Dysphagia: Prognosis and Treatment-A Systematic Review of RCT on Interventional Treatments for Dysphagia Following Subacute Stroke. *Front Neurol* **2022**, *13*, 823189, doi:10.3389/fneur.2022.823189.
156. Liu, C.H.; Huo, M.; Qin, H.H.; Zhao, B.L. Critical Prognostic Factors for Poststroke Dysphagia: A Meta-Analysis. *Eur Rev Med Pharmacol Sci* **2022**, *26*, 610–622, doi:10.26355/eurev_202201_27888.
157. D'Netto, P.; Rumbach, A.; Dunn, K.; Finch, E. Clinical Predictors of Dysphagia Recovery After Stroke: A Systematic Review. *Dysphagia* **2023**, *38*, 1–22, doi:10.1007/s00455-022-10443-3.
158. Huppertz, V.; Guida, S.; Holdoway, A.; Strlicuc, S.; Bajjens, L.; Schols, J.M.G.A.; van Helvoort, A.; Lansink, M.; Muresanu, D.F. Impaired Nutritional Condition After Stroke From the Hyperacute to the Chronic Phase: A Systematic Review and Meta-Analysis. *Front Neurol* **2021**, *12*, 780080, doi:10.3389/fneur.2021.780080.
159. Hu, J.; Chen, T.; Wang, Z.; Chen, X.; Lin, K.; Zhang, G.; Wu, J. Geriatric Nutritional Risk Index and the Prognosis of Patients with Stroke: A Meta-Analysis. *Horm Metab Res* **2022**, *54*, 736–746, doi:10.1055/a-1886-4276.
160. Mehta, A.; De Paola, L.; Pana, T.A.; Carter, B.; Soiza, R.L.; Kafri, M.W.; Potter, J.F.; Mamas, M.A.; Myint, P.K. The Relationship between Nutritional Status at the Time of Stroke on Adverse Outcomes: A Systematic Review and Meta-Analysis of Prospective Cohort Studies. *Nutr Rev* **2022**, *80*, 2275–2287, doi:10.1093/nutrit/nuac034.
161. Liu, J.; Dong, J.; Guo, J. The Effects of Nutrition Supplement on Rehabilitation for Patients with Stroke: Analysis Based on 16 Randomized Controlled Trials. *Medicine* **2022**, *101*, e29651, doi:10.1097/MD.00000000000029651.
162. Sakai, K.; Kinoshita, S.; Tsuboi, M.; Fukui, R.; Momosaki, R.; Wakabayashi, H. Effects of Nutrition Therapy in Older Stroke Patients Undergoing Rehabilitation: A Systematic Review and Meta-Analysis. *J Nutr Health Aging* **2019**, *23*, 21–26, doi:10.1007/s12603-018-1095-4.
163. Liu, X.; Zhang, Y.; Chu, J.; Zheng, J.; Cheng, X.; Li, X.; Long, J. Effect of Probiotics on the Nutritional Status of Severe Stroke Patients with Nasal Feeding That Receive Enteral Nutrition: A Protocol for Systematic Review and Meta-Analysis of Randomized Controlled Trials. *Medicine* **2021**, *100*, e25657, doi:10.1097/MD.00000000000025657.
164. Chen, X.; Hu, Y.; Yuan, X.; Yang, J.; Ka Li Effect of Early Enteral Nutrition Combined with Probiotics in Patients with Stroke: A Meta-Analysis of Randomized Controlled Trials. *Eur J Clin Nutr* **2022**, *76*, 592–603, doi:10.1038/s41430-021-00986-3.

165. Su, Y.; Yuki, M.; Otsuki, M. Prevalence of Stroke-Related Sarcopenia: A Systematic Review and Meta-Analysis. *J Stroke Cerebrovasc Dis* **2020**, *29*, 105092, doi:10.1016/j.jstrokecerebrovasdis.2020.105092.
166. Beckwée, D.; Cuypers, L.; Lefeber, N.; De Keersmaecker, E.; Scheys, E.; Van Hees, W.; Perkisas, S.; De Raedt, S.; Kerckhofs, E.; Bautmans, I.; et al. Skeletal Muscle Changes in the First Three Months of Stroke Recovery: A Systematic Review. *J Rehabil Med* **2022**, *54*, jrm00308, doi:10.2340/jrm.v54.573.
167. Lee, C.M.; Woodward, M.; Batty, G.D.; Beiser, A.S.; Bell, S.; Berr, C.; Bjertness, E.; Chalmers, J.; Clarke, R.; Dartigues, J.-F.; et al. Association of Anthropometry and Weight Change with Risk of Dementia and Its Major Subtypes: A Meta-Analysis Consisting 2.8 Million Adults with 57 294 Cases of Dementia. *Obes Rev* **2020**, *21*, e12989, doi:10.1111/obr.12989.
168. Tang, X.; Zhao, W.; Lu, M.; Zhang, X.; Zhang, P.; Xin, Z.; Sun, R.; Tian, W.; Cardoso, M.A.; Yang, J.; et al. Relationship between Central Obesity and the Incidence of Cognitive Impairment and Dementia from Cohort Studies Involving 5,060,687 Participants. *Neurosci Biobehav Rev* **2021**, *130*, 301–313, doi:10.1016/j.neubiorev.2021.08.028.
169. Chai, B.; Gao, F.; Wu, R.; Dong, T.; Gu, C.; Lin, Q.; Zhang, Y. Vitamin D Deficiency as a Risk Factor for Dementia and Alzheimer's Disease: An Updated Meta-Analysis. *BMC Neurol* **2019**, *19*, 284, doi:10.1186/s12883-019-1500-6.
170. Jayedi, A.; Rashidy-Pour, A.; Shab-Bidar, S. Vitamin D Status and Risk of Dementia and Alzheimer's Disease: A Meta-Analysis of Dose-Response †. *Nutr Neurosci* **2019**, *22*, 750–759, doi:10.1080/1028415X.2018.1436639.
171. Kalra, A.; Teixeira, A.L.; Diniz, B.S. Association of Vitamin D Levels with Incident All-Cause Dementia in Longitudinal Observational Studies: A Systematic Review and Meta-Analysis. *J Prev Alzheimers Dis* **2020**, *7*, 14–20, doi:10.14283/jpad.2019.44.
172. Zhang, C.; Luo, J.; Yuan, C.; Ding, D. Vitamin B12, B6, or Folate and Cognitive Function in Community-Dwelling Older Adults: A Systematic Review and Meta-Analysis. *J Alzheimers Dis* **2020**, *77*, 781–794, doi:10.3233/JAD-200534.
173. Gil Martínez, V.; Avedillo Salas, A.; Santander Ballestín, S. Vitamin Supplementation and Dementia: A Systematic Review. *Nutrients* **2022**, *14*, doi:10.3390/nu14051033.
174. Kim, E.; Je, Y. Fish Consumption and the Risk of Dementia: Systematic Review and Meta-Analysis of Prospective Studies. *Psychiatry Res* **2022**, *317*, 114889, doi:10.1016/j.psychres.2022.114889.
175. Buckinx, F.; Aubertin-Leheudre, M. Nutrition to Prevent or Treat Cognitive Impairment in Older Adults: A GRADE Recommendation. *J Prev Alzheimers Dis* **2021**, *8*, 110–116, doi:10.14283/jpad.2020.40.
176. Fu, J.; Tan, L.-J.; Lee, J.E.; Shin, S. Association between the Mediterranean Diet and Cognitive Health among Healthy Adults: A Systematic Review and Meta-Analysis. *Front Nutr* **2022**, *9*, 946361, doi:10.3389/fnut.2022.946361.
177. Patch, C.S.; Hill-Yardin, E.L.; Ryan, L.; Daly, E.; Pearce, A.J. Long Chain Omega-3 Fatty Acid Intervention in Ageing Adults at Risk of Dementia Following Repeated Head Trauma. Low-Level Support or an Opportunity for an Unanswered Question? *J Prev Alzheimers Dis* **2021**, *8*, 29–32, doi:10.14283/jpad.2020.49.
178. McGrattan, A.; van Aller, C.; Narytnyk, A.; Reidpath, D.; Keage, H.; Mohan, D.; Su, T.T.; Stephan, B.; Robinson, L.; Siervo, M.; et al. Nutritional Interventions for the Prevention of Cognitive Impairment and Dementia in Developing Economies in East-Asia: A Systematic Review and Meta-Analysis. *Crit Rev Food Sci Nutr* **2022**, *62*, 1838–1855, doi:10.1080/10408398.2020.1848785.
179. Yang, L.; Zhao, F.; Sun, Y.; Wang, Z.; Li, Q.; Wang, H.; Lu, Y. N-3 Polyunsaturated Fatty Acids in Elderly with Mild Cognitive Impairment: A Systemic Review and Meta-Analysis. *J Alzheimers Dis* **2023**, doi:10.3233/JAD-220863.
180. Burckhardt, M.; Watzke, S.; Wienke, A.; Langer, G.; Fink, A. Souvenaid for Alzheimer's Disease. *Cochrane Database Syst Rev* **2020**, *12*, CD011679, doi:10.1002/14651858.CD011679.pub2.
181. Alam, J. Vitamins: A Nutritional Intervention to Modulate the Alzheimer's Disease Progression. *Nutr Neurosci* **2022**, *25*, 945–962, doi:10.1080/1028415X.2020.1826762.
182. Liu, T.; Li, N.; Hou, Z.; Liu, L.; Gao, L.; Wang, L.; Tan, J. Nutrition and Exercise Interventions Could Ameliorate Age-Related Cognitive Decline: A Meta-Analysis of Randomized Controlled Trials. *Aging Clin Exp Res* **2021**, *33*, 1799–1809, doi:10.1007/s40520-020-01730-w.
183. Porter, J.; Thompson, H.; Tjahyo, A.S. Understanding Total Energy Expenditure in People with Dementia: A Systematic Review with Directions for Future Research. *Australas J Ageing* **2021**, *40*, 243–251, doi:10.1111/ajag.12977.
184. Doorduyn, A.S.; van de Rest, O.; van der Flier, W.M.; Visser, M.; de van der Schueren, M.A.E. Energy and Protein Intake of Alzheimer's Disease Patients Compared to Cognitively Normal Controls: Systematic Review. *J Am Med Dir Assoc* **2019**, *20*, 14–21, doi:10.1016/j.jamda.2018.06.019.
185. Fetherstonhaugh, D.; Haesler, E.; Bauer, M. Promoting Mealtime Function in People with Dementia: A Systematic Review of Studies Undertaken in Residential Aged Care. *Int J Nurs Stud* **2019**, *96*, 99–118, doi:10.1016/j.ijnurstu.2019.04.005.

186. Borders, J.C.; Blanke, S.; Johnson, S.; Gilmore-Bykovskyi, A.; Rogus-Pulia, N. Efficacy of Mealtime Interventions for Malnutrition and Oral Intake in Persons With Dementia: A Systematic Review. *Alzheimer Dis Assoc Disord* **2020**, *34*, 366–379, doi:10.1097/WAD.0000000000000387.
187. Tangvik, R.J.; Bruvik, F.K.; Drageset, J.; Kyte, K.; Hunskår, I. Effects of Oral Nutrition Supplements in Persons with Dementia: A Systematic Review. *Geriatr Nurs* **2021**, *42*, 117–123, doi:10.1016/j.gerinurse.2020.12.005.
188. Liu, W.; Galik, E.; Boltz, M.; Nahm, E.-S.; Resnick, B. Optimizing Eating Performance for Older Adults With Dementia Living in Long-Term Care: A Systematic Review. *Worldviews Evid Based Nurs* **2015**, *12*, 228–235, doi:10.1111/wvn.12100.
189. Leah, V. Supporting People with Dementia to Eat. *Nurs Older People* **2016**, *28*, 33–39, doi:10.7748/nop.2016.e811.
190. Mole, L.; Kent, B.; Abbott, R.; Wood, C.; Hickson, M. The Nutritional Care of People Living with Dementia at Home: A Scoping Review. *Health Soc Care Community* **2018**, *26*, e485–e496, doi:10.1111/hsc.12540.
191. Davies, N.; Barrado-Martín, Y.; Vickerstaff, V.; Rait, G.; Fukui, A.; Candy, B.; Smith, C.H.; Manthorpe, J.; Moore, K.J.; Sampson, E.L. Enteral Tube Feeding for People with Severe Dementia. *Cochrane Database Syst Rev* **2021**, *8*, CD013503, doi:10.1002/14651858.CD013503.pub2.
192. Anantapong, K.; Bruun, A.; Walford, A.; Smith, C.H.; Manthorpe, J.; Sampson, E.L.; Davies, N. Co-Design Development of a Decision Guide on Eating and Drinking for People with Severe Dementia during Acute Hospital Admissions. *Health Expect* **2023**, *26*, 613–629, doi:10.1111/hex.13672.
193. Hou, Y.-C.; Lu, C.-L.; Lu, K.-C. Mineral Bone Disorders in Chronic Kidney Disease. *Nephrology (Carlton)* **2018**, *23 Suppl 4*, 88–94, doi:10.1111/nep.13457.
194. Hsu, C.-Y.; Chen, L.-R.; Chen, K.-H. Osteoporosis in Patients with Chronic Kidney Diseases: A Systemic Review. *Int J Mol Sci* **2020**, *21*, doi:10.3390/ijms21186846.
195. Li, Y.; Gao, H.; Zhao, L.; Wang, J. Osteoporosis in COPD Patients: Risk Factors and Pulmonary Rehabilitation. *Clin Respir J* **2022**, *16*, 487–496, doi:10.1111/crj.13514.
196. Shams-White, M.M.; Chung, M.; Du, M.; Fu, Z.; Insogna, K.L.; Karlsen, M.C.; LeBoff, M.S.; Shapses, S.A.; Sackey, J.; Wallace, T.C.; et al. Dietary Protein and Bone Health: A Systematic Review and Meta-Analysis from the National Osteoporosis Foundation. *Am J Clin Nutr* **2017**, *105*, 1528–1543, doi:10.3945/ajcn.116.145110.
197. Zittermann, A.; Schmidt, A.; Haardt, J.; Kalotai, N.; Lehmann, A.; Egert, S.; Ellinger, S.; Kroke, A.; Lorkowski, S.; Louis, S.; et al. Protein Intake and Bone Health: An Umbrella Review of Systematic Reviews for the Evidence-Based Guideline of the German Nutrition Society. *Osteoporos Int* **2023**, doi:10.1007/s00198-023-06709-7.
198. Dai, Z.; McKenzie, J.E.; McDonald, S.; Baram, L.; Page, M.J.; Allman-Farinelli, M.; Raubenheimer, D.; Bero, L.A. Assessment of the Methods Used to Develop Vitamin D and Calcium Recommendations—A Systematic Review of Bone Health Guidelines. *Nutrients* **2021**, *13*, doi:10.3390/nu13072423.
199. Montero-Odasso, M.M.; Kamkar, N.; Pieruccini-Faria, F.; Osman, A.; Sarquis-Adamson, Y.; Close, J.; Hogan, D.B.; Hunter, S.W.; Kenny, R.A.; Lipsitz, L.A.; et al. Evaluation of Clinical Practice Guidelines on Fall Prevention and Management for Older Adults: A Systematic Review. *JAMA Netw Open* **2021**, *4*, e2138911, doi:10.1001/jamanetworkopen.2021.38911.
200. Bertoldo, F.; Cianferotti, L.; Di Monaco, M.; Falchetti, A.; Fassio, A.; Gatti, D.; Gennari, L.; Giannini, S.; Girasole, G.; Gonnelli, S.; et al. Definition, Assessment, and Management of Vitamin D Inadequacy: Suggestions, Recommendations, and Warnings from the Italian Society for Osteoporosis, Mineral Metabolism and Bone Diseases (SIOMMMS). *Nutrients* **2022**, *14*, doi:10.3390/nu14194148.
201. Kazemian, E.; Pournali, A.; Sedaghat, F.; Karimi, M.; Basirat, V.; Sajadi Hezaveh, Z.; Davoodi, S.H.; Holick, M.F. Effect of Supplemental Vitamin D3 on Bone Mineral Density: A Systematic Review and Meta-Analysis. *Nutr Rev* **2023**, *81*, 511–530, doi:10.1093/nutrit/nuac068.
202. Ni, H.; Zhang, S.; Niu, X.; Dai, S. Meta-Analysis of Effects of Nutritional Intervention Combined with Calcium Carbonate D3 Tablets on Bone Mineral Density, Bone Metabolism, and Curative Effect in Patients with Osteoporosis. *Contrast Media Mol Imaging* **2022**, *2022*, 3670007, doi:10.1155/2022/3670007.
203. Ma, M.-L.; Ma, Z.-J.; He, Y.-L.; Sun, H.; Yang, B.; Ruan, B.-J.; Zhan, W.; Li, S.-X.; Dong, H.; Wang, Y.-X. Efficacy of Vitamin K2 in the Prevention and Treatment of Postmenopausal Osteoporosis: A Systematic Review and Meta-Analysis of Randomized Controlled Trials. *Front Public Health* **2022**, *10*, 979649, doi:10.3389/fpubh.2022.979649.
204. Denova-Gutiérrez, E.; Méndez-Sánchez, L.; Muñoz-Aguirre, P.; Tucker, K.L.; Clark, P. Dietary Patterns, Bone Mineral Density, and Risk of Fractures: A Systematic Review and Meta-Analysis. *Nutrients* **2018**, *10*, doi:10.3390/nu10121922.
205. Panahande, B.; Sadeghi, A.; Parohan, M. Alternative Healthy Eating Index and Risk of Hip Fracture: A Systematic Review and Dose-Response Meta-Analysis. *J Hum Nutr Diet* **2019**, *32*, 98–107, doi:10.1111/jhn.12608.

206. Fabiani, R.; Naldini, G.; Chiavarini, M. Dietary Patterns in Relation to Low Bone Mineral Density and Fracture Risk: A Systematic Review and Meta-Analysis. *Adv Nutr* **2019**, *10*, 219–236, doi:10.1093/advances/nmy073.
207. Webster, J.; Rycroft, C.E.; Greenwood, D.C.; Cade, J.E. Dietary Risk Factors for Hip Fracture in Adults: An Umbrella Review of Meta-Analyses of Prospective Cohort Studies. *PLoS One* **2021**, *16*, e0259144, doi:10.1371/journal.pone.0259144.
208. Nguyen, H.H.; Wu, F.; Makin, J.K.; Oddy, W.H.; Wills, K.; Jones, G.; Winzenberg, T. Associations of Dietary Patterns with Bone Density and Fractures in Adults: A Systematic Review and Meta-Analysis. *Aust J Gen Pract* **2021**, *50*, 394–401, doi:10.31128/AJGP-02-20-5245.
209. Kunutsor, S.K.; Laukkanen, J.A.; Whitehouse, M.R.; Blom, A.W. Adherence to a Mediterranean-Style Diet and Incident Fractures: Pooled Analysis of Observational Evidence. *Eur J Nutr* **2018**, *57*, 1687–1700, doi:10.1007/s00394-017-1432-0.
210. Malmir, H.; Saneei, P.; Larijani, B.; Esmailzadeh, A. Adherence to Mediterranean Diet in Relation to Bone Mineral Density and Risk of Fracture: A Systematic Review and Meta-Analysis of Observational Studies. *Eur J Nutr* **2018**, *57*, 2147–2160, doi:10.1007/s00394-017-1490-3.
211. Bian, S.; Hu, J.; Zhang, K.; Wang, Y.; Yu, M.; Ma, J. Dairy Product Consumption and Risk of Hip Fracture: A Systematic Review and Meta-Analysis. *BMC Public Health* **2018**, *18*, 165, doi:10.1186/s12889-018-5041-5.
212. Matía-Martín, P.; Torrego-Ellacuría, M.; Larrad-Sainz, A.; Fernández-Pérez, C.; Cuesta-Triana, F.; Rubio-Herrera, M.Á. Effects of Milk and Dairy Products on the Prevention of Osteoporosis and Osteoporotic Fractures in Europeans and Non-Hispanic Whites from North America: A Systematic Review and Updated Meta-Analysis. *Adv Nutr* **2019**, *10*, S120–S143, doi:10.1093/advances/nmy097.
213. Hidayat, K.; Du, X.; Shi, B.-M.; Qin, L.-Q. Systematic Review and Meta-Analysis of the Association between Dairy Consumption and the Risk of Hip Fracture: Critical Interpretation of the Currently Available Evidence. *Osteoporos Int* **2020**, *31*, 1411–1425, doi:10.1007/s00198-020-05383-3.
214. Malmir, H.; Larijani, B.; Esmailzadeh, A. Consumption of Milk and Dairy Products and Risk of Osteoporosis and Hip Fracture: A Systematic Review and Meta-Analysis. *Crit Rev Food Sci Nutr* **2020**, *60*, 1722–1737, doi:10.1080/10408398.2019.1590800.
215. Zhang, X.; Zhang, R.; Moore, J.B.; Wang, Y.; Yan, H.; Wu, Y.; Tan, A.; Fu, J.; Shen, Z.; Qin, G.; et al. The Effect of Vitamin A on Fracture Risk: A Meta-Analysis of Cohort Studies. *Int J Environ Res Public Health* **2017**, *14*, doi:10.3390/ijerph14091043.
216. Sun, Y.; Liu, C.; Bo, Y.; You, J.; Zhu, Y.; Duan, D.; Cui, H.; Lu, Q. Dietary Vitamin C Intake and the Risk of Hip Fracture: A Dose-Response Meta-Analysis. *Osteoporos Int* **2018**, *29*, 79–87, doi:10.1007/s00198-017-4284-9.
217. Malmir, H.; Shab-Bidar, S.; Djafarian, K. Vitamin C Intake in Relation to Bone Mineral Density and Risk of Hip Fracture and Osteoporosis: A Systematic Review and Meta-Analysis of Observational Studies. *Br J Nutr* **2018**, *119*, 847–858, doi:10.1017/S0007114518000430.
218. Feng, Y.; Cheng, G.; Wang, H.; Chen, B. The Associations between Serum 25-Hydroxyvitamin D Level and the Risk of Total Fracture and Hip Fracture. *Osteoporos Int* **2017**, *28*, 1641–1652, doi:10.1007/s00198-017-3955-x.
219. Wang, N.; Chen, Y.; Ji, J.; Chang, J.; Yu, S.; Yu, B. The Relationship between Serum Vitamin D and Fracture Risk in the Elderly: A Meta-Analysis. *J Orthop Surg Res* **2020**, *15*, 81, doi:10.1186/s13018-020-01603-y.
220. Habibi Ghahfarrokhi, S.; Mohammadian-Hafshejani, A.; Sherwin, C.M.T.; Heidari-Soureshjani, S. Relationship between Serum Vitamin D and Hip Fracture in the Elderly: A Systematic Review and Meta-Analysis. *J Bone Miner Metab* **2022**, *40*, 541–553, doi:10.1007/s00774-022-01333-7.
221. Weaver, C.M.; Alexander, D.D.; Boushey, C.J.; Dawson-Hughes, B.; Lappe, J.M.; LeBoff, M.S.; Liu, S.; Looker, A.C.; Wallace, T.C.; Wang, D.D. Calcium plus Vitamin D Supplementation and Risk of Fractures: An Updated Meta-Analysis from the National Osteoporosis Foundation. *Osteoporos Int* **2016**, *27*, 367–376, doi:10.1007/s00198-015-3386-5.
222. Kong, S.H.; Jang, H.N.; Kim, J.H.; Kim, S.W.; Shin, C.S. Effect of Vitamin D Supplementation on Risk of Fractures and Falls According to Dosage and Interval: A Meta-Analysis. *Endocrinol Metab (Seoul)* **2022**, *37*, 344–358, doi:10.3803/EnM.2021.1374.
223. Manoj, P.; Derwin, R.; George, S. What Is the Impact of Daily Oral Supplementation of Vitamin D3 (Cholecalciferol) plus Calcium on the Incidence of Hip Fracture in Older People? A Systematic Review and Meta-Analysis. *Int J Older People Nurs* **2023**, *18*, e12492, doi:10.1111/opn.12492.
224. Mozaffari, H.; Djafarian, K.; Mofrad, M.D.; Shab-Bidar, S. Dietary Fat, Saturated Fatty Acid, and Monounsaturated Fatty Acid Intakes and Risk of Bone Fracture: A Systematic Review and Meta-Analysis of Observational Studies. *Osteoporos Int* **2018**, *29*, 1949–1961, doi:10.1007/s00198-018-4540-7.
225. Harvey, N.C.; Orwoll, E.; Kwok, T.; Karlsson, M.K.; Rosengren, B.E.; Ribom, E.; Cauley, J.A.; Cawthon, P.M.; Ensrud, K.; Liu, E.; et al. Sarcopenia Definitions as Predictors of Fracture Risk Independent of FRAX®, Falls, and BMD in the Osteoporotic Fractures in Men (MrOS) Study: A Meta-Analysis. *J Bone Miner Res* **2021**, *36*, 1235–1244, doi:10.1002/jbmr.4293.

226. Kunutsor, S.K.; Seidu, S.; Voutilainen, A.; Blom, A.W.; Laukkanen, J.A. Handgrip Strength-a Risk Indicator for Future Fractures in the General Population: Findings from a Prospective Study and Meta-Analysis of 19 Prospective Cohort Studies. *Geroscience* **2021**, *43*, 869–880, doi:10.1007/s11357-020-00251-8.
227. Sadeghi, O.; Saneei, P.; Nasiri, M.; Larijani, B.; Esmailzadeh, A. Abdominal Obesity and Risk of Hip Fracture: A Systematic Review and Meta-Analysis of Prospective Studies. *Adv Nutr* **2017**, *8*, 728–738, doi:10.3945/an.117.015545.
228. Zahedi, H.; Atayie, F.; Samii Kondrud, F.; Balali, A.; Beyene, J.; Tahery, N.; Asadi, M.; Sadeghi, O. Associations of Abdominal Obesity with Different Types of Bone Fractures in Adults: A Systematic Review and Dose-Response Meta-Analysis of Prospective Cohort Studies. *Crit Rev Food Sci Nutr* **2023**, 1–12, doi:10.1080/10408398.2023.2166456.
229. Gandham, A.; Mesinovic, J.; Jansons, P.; Zengin, A.; Bonham, M.P.; Ebeling, P.R.; Scott, D. Falls, Fractures, and Areal Bone Mineral Density in Older Adults with Sarcopenic Obesity: A Systematic Review and Meta-Analysis. *Obes Rev* **2021**, *22*, e13187, doi:10.1111/obr.13187.
230. Vilaca, T.; Schini, M.; Harnan, S.; Sutton, A.; Poku, E.; Allen, I.E.; Cummings, S.R.; Eastell, R. The Risk of Hip and Non-Vertebral Fractures in Type 1 and Type 2 Diabetes: A Systematic Review and Meta-Analysis Update. *Bone* **2020**, *137*, 115457, doi:10.1016/j.bone.2020.115457.
231. Hidayat, K.; Fang, Q.-L.; Shi, B.-M.; Qin, L.-Q. Influence of Glycemic Control and Hypoglycemia on the Risk of Fracture in Patients with Diabetes Mellitus: A Systematic Review and Meta-Analysis of Observational Studies. *Osteoporos Int* **2021**, *32*, 1693–1704, doi:10.1007/s00198-021-05934-2.
232. Li, S.; Zhang, J.; Zheng, H.; Wang, X.; Liu, Z.; Sun, T. Prognostic Role of Serum Albumin, Total Lymphocyte Count, and Mini Nutritional Assessment on Outcomes After Geriatric Hip Fracture Surgery: A Meta-Analysis and Systematic Review. *J Arthroplasty* **2019**, *34*, 1287–1296, doi:10.1016/j.arth.2019.02.003.
233. Foo, M.X.E.; Wong, G.J.Y.; Lew, C.C.H. A Systematic Review of the Malnutrition Prevalence in Hospitalized Hip Fracture Patients and Its Associated Outcomes. *JPEN J Parenter Enteral Nutr* **2021**, *45*, 1141–1152, doi:10.1002/jpen.2211.
234. Liu, N.; Lv, L.; Jiao, J.; Zhang, Y.; Zuo, X.-L. Association between Nutritional Indices and Mortality after Hip Fracture: A Systematic Review and Meta-Analysis. *Eur Rev Med Pharmacol Sci* **2023**, *27*, 2297–2304, doi:10.26355/eurev_202303_31763.
235. Liu, M.; Yang, J.; Yu, X.; Huang, X.; Vaidya, S.; Huang, F.; Xiang, Z. The Role of Perioperative Oral Nutritional Supplementation in Elderly Patients after Hip Surgery. *Clin Interv Aging* **2015**, *10*, 849–858, doi:10.2147/CIA.S74951.
236. Peeters, C.M.M.; Visser, E.; Van de Ree, C.L.P.; Gosens, T.; Den Oudsten, B.L.; De Vries, J. Quality of Life after Hip Fracture in the Elderly: A Systematic Literature Review. *Injury* **2016**, *47*, 1369–1382, doi:10.1016/j.injury.2016.04.018.
237. Ernst, A.; Wilson, J.M.; Ahn, J.; Shapiro, M.; Schenker, M.L. Malnutrition and the Orthopaedic Trauma Patient: A Systematic Review of the Literature. *J Orthop Trauma* **2018**, *32*, 491–499, doi:10.1097/BOT.0000000000001254.
238. Takahashi, K.; Momosaki, R.; Yasufuku, Y.; Nakamura, N.; Maeda, K. Nutritional Therapy in Older Patients With Hip Fractures Undergoing Rehabilitation: A Systematic Review and Meta-Analysis. *J Am Med Dir Assoc* **2020**, *21*, 1364–1364.e6, doi:10.1016/j.jamda.2020.07.005.
239. Lai, W.-Y.; Chiu, Y.-C.; Lu, K.-C.; Huang, I.-T.; Tsai, P.-S.; Huang, C.-J. Beneficial Effects of Preoperative Oral Nutrition Supplements on Postoperative Outcomes in Geriatric Hip Fracture Patients: A PRISMA-Compliant Systematic Review and Meta-Analysis of Randomized Controlled Studies. *Medicine* **2021**, *100*, e27755, doi:10.1097/MD.00000000000027755.
240. Szklarzewska, S.; Mottale, R.; Engelman, E.; De Breucker, S.; Preiser, J.-C. Nutritional Rehabilitation after Acute Illness among Older Patients: A Systematic Review and Meta-Analysis. *Clin Nutr* **2023**, *42*, 309–336, doi:10.1016/j.clnu.2023.01.013.
241. Volkert, D.; Beck, A.M.; Cederholm, T.; Cruz-Jentoft, A.; Goisser, S.; Hooper, L.; Kiesswetter, E.; Maggio, M.; Raynaud-Simon, A.; Sieber, C.C.; et al. ESPEN Guideline on Clinical Nutrition and Hydration in Geriatrics. *Clinical Nutrition* **2019**, *38*, 10–47, doi:10.1016/j.clnu.2018.05.024.
242. De Gennaro Colonna, V.; Bianchi, M.; Pascale, V.; Ferrario, P.; Morelli, F.; Pascale, W.; Tomasoni, L.; Turiel, M. Asymmetric Dimethylarginine (ADMA): An Endogenous Inhibitor of Nitric Oxide Synthase and a Novel Cardiovascular Risk Molecule. *Med Sci Monit* **2009**, *15*, RA91–101.
243. Liu, J.; Li, C.; Chen, W.; He, K.; Ma, H.; Ma, B.; Zhao, P.; Tian, L. Relationship between Serum Asymmetric Dimethylarginine Level and Microvascular Complications in Diabetes Mellitus: A Meta-Analysis. *Biomed Res Int* **2019**, *2019*, 2941861, doi:10.1155/2019/2941861.
244. Sener, A.; Lebrun, P.; Blachier, F.; Malaisse, W.J. Stimulus-Secretion Coupling of Arginine-Induced Insulin Release. Insulinotropic Action of Agmatine. *Biochem Pharmacol* **1989**, *38*, 327–330, doi:10.1016/0006-2952(89)90044-0.
245. Global BMI Mortality Collaboration; Di Angelantonio, E.; Bhupathiraju, S.; Wormser, D.; Gao, P.; Kaptoge, S.; Berrington de Gonzalez, A.; Cairns, B.; Huxley, R.; Jackson, C.; et al. Body-Mass Index and All-Cause

- Mortality: Individual-Participant-Data Meta-Analysis of 239 Prospective Studies in Four Continents. *Lancet* **2016**, *388*, 776–786, doi:10.1016/S0140-6736(16)30175-1.
246. Powell-Wiley, T.M.; Poirier, P.; Burke, L.E.; Després, J.-P.; Gordon-Larsen, P.; Lavie, C.J.; Lear, S.A.; Ndumele, C.E.; Neeland, I.J.; Sanders, P.; et al. Obesity and Cardiovascular Disease: A Scientific Statement From the American Heart Association. *Circulation* **2021**, *143*, e984–e1010, doi:10.1161/CIR.0000000000000973.
247. Csige, I.; Ujvárosy, D.; Szabó, Z.; Lőrincz, I.; Paragh, G.; Harangi, M.; Somodi, S. The Impact of Obesity on the Cardiovascular System. *J Diabetes Res* **2018**, *2018*, 3407306, doi:10.1155/2018/3407306.
248. Kaiser, M.J.; Bauer, J.M.; Rámsch, C.; Uter, W.; Guigoz, Y.; Cederholm, T.; Thomas, D.R.; Anthony, P.S.; Charlton, K.E.; Maggio, M.; et al. Frequency of Malnutrition in Older Adults: A Multinational Perspective Using the Mini Nutritional Assessment. *J Am Geriatr Soc* **2010**, *58*, 1734–1738, doi:10.1111/j.1532-5415.2010.03016.x.
249. Crichton, M.; Craven, D.; Mackay, H.; Marx, W.; de van der Schueren, M.; Marshall, S. A Systematic Review, Meta-Analysis and Meta-Regression of the Prevalence of Protein-Energy Malnutrition: Associations with Geographical Region and Sex. *Age Ageing* **2019**, *48*, 38–48, doi:10.1093/ageing/afy144.
250. Vellas, B.; Villars, H.; Abellan, G.; Soto, M.E.; Rolland, Y.; Guigoz, Y.; Morley, J.E.; Chumlea, W.; Salva, A.; Rubenstein, L.Z.; et al. Overview of the MNA—Its History and Challenges. *J Nutr Health Aging* **2006**, *10*, 456–463; discussion 463-5.
251. Kaiser, M.J.; Bauer, J.M.; Ramsch, C.; Uter, W.; Guigoz, Y.; Cederholm, T.; Thomas, D.R.; Anthony, P.; Charlton, K.E.; Maggio, M.; et al. Validation of the Mini Nutritional Assessment Short-Form (MNA-SF): A Practical Tool for Identification of Nutritional Status. *J Nutr Health Aging* **2009**, *13*, 782–788, doi:10.1007/s12603-009-0214-7.
252. Cederholm, T.; Jensen, G.L.; Correia, M.I.T.D.; Gonzalez, M.C.; Fukushima, R.; Higashiguchi, T.; Baptista, G.; Barazzoni, R.; Blaauw, R.; Coats, A.; et al. GLIM Criteria for the Diagnosis of Malnutrition – A Consensus Report from the Global Clinical Nutrition Community. *Clinical Nutrition* **2019**, *38*, 1–9, doi:10.1016/j.clnu.2018.08.002.
253. Barazzoni, R.; Jensen, G.L.; Correia, M.I.T.D.; Gonzalez, M.C.; Higashiguchi, T.; Shi, H.P.; Bischoff, S.C.; Boirie, Y.; Carrasco, F.; Cruz-Jentoft, A.; et al. Guidance for Assessment of the Muscle Mass Phenotypic Criterion for the Global Leadership Initiative on Malnutrition (GLIM) Diagnosis of Malnutrition. *Clin Nutr* **2022**, *41*, 1425–1433, doi:10.1016/j.clnu.2022.02.001.
254. Compher, C.; Cederholm, T.; Correia, M.I.T.D.; Gonzalez, M.C.; Higashiguchi, T.; Shi, H.P.; Bischoff, S.C.; Boirie, Y.; Carrasco, F.; Cruz-Jentoft, A.; et al. Guidance for Assessment of the Muscle Mass Phenotypic Criterion for the Global Leadership Initiative on Malnutrition Diagnosis of Malnutrition. *JPEN J Parenter Enteral Nutr* **2022**, *46*, 1232–1242, doi:10.1002/jpen.2366.
255. He, J.; Zhang, P.; Shen, L.; Niu, L.; Tan, Y.; Chen, L.; Zhao, Y.; Bai, L.; Hao, X.; Li, X.; et al. Short-Chain Fatty Acids and Their Association with Signalling Pathways in Inflammation, Glucose and Lipid Metabolism. *Int J Mol Sci* **2020**, *21*, doi:10.3390/ijms21176356.
256. Huda, M.N.; Kim, M.; Bennett, B.J. Modulating the Microbiota as a Therapeutic Intervention for Type 2 Diabetes. *Front Endocrinol (Lausanne)* **2021**, *12*, 632335, doi:10.3389/fendo.2021.632335.
257. Voroneanu, L.; Burlacu, A.; Brinza, C.; Covic, A.; Balan, G.G.; Nistor, I.; Popa, C.; Hogas, S.; Covic, A. Gut Microbiota in Chronic Kidney Disease: From Composition to Modulation towards Better Outcomes—A Systematic Review. *J Clin Med* **2023**, *12*, doi:10.3390/jcm12051948.
258. Li, Y.J.; Chen, X.; Kwan, T.K.; Loh, Y.W.; Singer, J.; Liu, Y.; Ma, J.; Tan, J.; Macia, L.; Mackay, C.R.; et al. Dietary Fiber Protects against Diabetic Nephropathy through Short-Chain Fatty Acid-Mediated Activation of G Protein-Coupled Receptors GPR43 and GPR109A. *J Am Soc Nephrol* **2020**, *31*, 1267–1281, doi:10.1681/ASN.2019101029.
259. Vaughan, L.; Corbin, A.L.; Goveas, J.S. Depression and Frailty in Later Life: A Systematic Review. *Clin Interv Aging* **2015**, *10*, 1947–1958, doi:10.2147/CIA.S69632.

Disclaimer/Publisher's Note: The statements, opinions and data contained in all publications are solely those of the individual author(s) and contributor(s) and not of MDPI and/or the editor(s). MDPI and/or the editor(s) disclaim responsibility for any injury to people or property resulting from any ideas, methods, instructions or products referred to in the content.