

Article

From data processing to knowledge processing: Operation with schemas in Autopoietic Machines

Burgin Mark ¹, and Rao Mikkilineni ^{2,*}

¹ Affiliation 1; mburgin@math.ucla.edu

² Affiliation 2; rmikkilineni@ggu.edu

* Correspondence: rmikkilineni@ggu.edu;

Abstract: Knowledge processing is an important feature of intelligence in general and artificial intelligence in particular. To develop computing systems working with knowledge, it is necessary to elaborate means of working with knowledge representations (as opposed to data) because knowledge is an abstract structure. There are different forms of knowledge representations derived from data. One of the basic forms is called a schema. The goal of this paper is the development of theoretical and practical tools for processing schemas. To achieve this goal, we use schema representations elaborated in the mathematical theory of schemas and use structural machine as a powerful theoretical tool for modeling parallel and concurrent computational processes. We describe the schema of autopoietic machines as physical realizations of structural machines. An autopoietic Machine is a technical system capable of regenerating, reproducing and maintaining itself by production, transformation and destruction of its components and the networks of processes downstream contained in them. We present the theory and practice of designing and implementing autopoietic machines as information processing structures integrating both symbolic computing and neural networks. Autopoietic machines use knowledge structures containing the behavioral evolution of the system and its interactions with the environment to maintain stability by counteracting fluctuations.

Keywords: knowledge; information; schema; knowledge processing; automaton; autopoietic machines; structural machines.

1. Introduction

Data are objects known or assumed as facts, forming the basis of reasoning or calculation. Data also contain factual information (such as the results of measurements or statistics) used as a basis for reasoning, discussion, or calculation. In the digital computing world, data are the carriers of information in the digital form, which can be transmitted or processed. Data can be naturally represented by named sets where the name may be a label, number, idea, text, process, and even a physical object. The named objects may be decomposed into knowledge structures with inter-object and intra-object relationships and associated behaviors, which can cause changes to their state, form or content. The role of information-processing structures is to discern the relationships and behaviors of various entities composed of data and evolve their state, form or content accordingly. Information in the strict sense includes a capacity to change structural elements in knowledge systems [1].

Conventional computers process data and provide a way to handle information stored in these data. However, a system cannot be intelligent if it cannot operate with knowledge [2]. The degree of intelligence depends on the ability to operate with knowledge. This is true both for natural and artificial systems. At the same time, intelligent systems work not directly with knowledge but employ knowledge representations of different types because knowledge per se is an abstract structure [3]. One of the most powerful and flexible forms of knowledge representations is schema.

The first known utilization of the term schema is ascribed to Kant, who did this in his philosophical works [4]. As an example, Kant defined the "dog" schema as a mental

pattern of the figure of a four-footed animal, without restricting it to any particular instance from experience, or any possible picture that an individual can have [5]. Later Head and Holmes employed the notion of a schema in neuroscience using body schemas in their studies of brain damage [6]. Bartlett applied the notion of a schema to the exploration of remembering [7]. One more principal approach to utilization of schemas in psychology was instigated by Piaget. He studied cognitive development from the biological perspective describing it in terms of operation with schemas [8].

Informally, a *mental schema* is both a mental representation (descriptive knowledge) of the world and operational knowledge that determines action in the world.

Schemas are extensively utilized by people and computers for a diversity of purposes. Cognitive schemas are structures used to organize, enhance, and simplify knowledge of the world around us. For instance, behavior of a businessperson or a manager is based on a variety of cognitive schemas that suggest what to do in this or that situation. An important tool in database theory and technology is the notion of the database schema. It gives a general description of a database, is specified during database design, and is not expected to change frequently [9]. The arrival of the Internet and introduction of XML started the development of programming schema languages. These schemas are represented by machine-processable specifications defining the structure and syntax of metadata arrangements in programming languages. Researchers elaborated various XML schema languages [10, 11]. XML schemas serve, in particular, as tools for describing the structure, content and semantics of XML metadata. Specific schemas were elaborated for energy simulation data representation [12]. A particular concept of a schema has been very common in programming, where it was formalized and widely utilized in theoretical and practical areas [13, 14, 15, 16]. Dataflow schemas have been used for studies of parallel computations (cf., for example, [17]). One more kind of schemas, interactive schemas, is extensively used in psychology, theory of learning, and brain theory [18, 19, 20].

Schemas are studied and used in a variety of areas including neurophysiology, psychology, computer science, Internet technology, databases, logic, and mathematics. The reason for such high level development and application is existence of different types of schemas (in brain theory, cognitive psychology, artificial intelligence, programming, networks, computer science, mathematics, databases, etc.). Many knowledge structures, for example algorithmic skeletons [21, 22] or strategies are special cases of operational schemas. To better understand human intellectual and practical activity (thinking, decision-making, and learning) and to build artificial intelligence, we have to be able to work with a variety of schema types. Such opportunities are provided by the mathematical schema theory developed by one of the authors [23, 24, 25], elements of which are presented in Section 2 of this paper.

In Section 3, we describe operations aimed at construction, transformation and adaptation of schemas. In Section 4, we present a powerful theoretical model for operation with schemas, which is called a structural machine [26, 27]. In Section 5, we discuss computing structures for operation with schemas. In Section 6, we present some conclusions.

2. Schemas and elements of their mathematical theory

The mathematical theory of schemas is unifying the variety of approaches to schemas in different areas. It provides a general mathematical concept of a schema on the level of generality that makes it possible to model by mathematical tools virtually any type of schemas.

According to the typology of knowledge [3], there are three basic schema types:

- Operational schemas
- Descriptive or categorical schemas
- Representation schemas

Here we consider only operational schemas and their processing while two other types and their processing are studied elsewhere.

There are three types of schema elements: *objects* (also called *nodes* or *vertices*), *ports*, and *ties* (also called *links*, *connections* or *edges*). They belong to three classes:

Object/node, port, and connection/edge *constants*.

Object/node, port, and connection/edge *variables*.

Objects/nodes, ports, and connections *with variables*.

Ports are devices through which information/data arrive to (*output ports* or *outlets*) and is transmitted from the schema (*input ports* or *inlets*). There are constants, variables and constants with variables ports. For instance, a constant port P can have the variable defining its capacity.

Operational schemas also contain such objects as automata and/or automata valued variables as its nodes.

Definition 2.1. A *port schema* B (also called a *schema with ports*) is the system of three sets, three multisets, and three mappings having the following form:

$$B = (A_B, V_{NB}, P_B, V_{PB}, C_B, V_{CB}, p_{IB}, c_B, p_{EB})$$

Here A_B is the set of all objects (e.g., automata) from the schema B; the multiset V_{NB} consists of all object variables (e.g., automaton variables) from B; the set C_B is the set of all connections/links from the schema B; the multiset V_{CB} consists of all link variables from B; the set $P_B = P_{IB} \cup P_{EB}$ (with $P_{IB} \cap P_{EB} = \emptyset$) is the set of all ports of the schema B, P_{IB} is the set of all ports (called *internal ports*) of the automata from A_B , and P_{EB} is the set of *external ports* of B, which are used for interaction of B with different external systems and are divided into the input and output ports; the multiset V_{PB} consists of all port variables from B and is divided into two disjunctive sub-multisets $V_{PB_{in}}$ that consists of all variable inlets from B and $V_{PB_{out}}$ consists of all outlets from the schema B; $p_{IB}: P_{IB} \cup V_{PB} \rightarrow A_B \cup V_{NB}$ is a (variable) total function, called the *internal port assignment function*, that assigns ports to automata; $c_B: C_B \cup V_{CB} \rightarrow ((P_{IB_{out}} \cup V_{PB_{out}}) \times (P_{IB_{in}} \cup V_{PB_{in}})) \cup (P'_{IB_{in}} \cup V'_{PB_{in}}) \cup (P'_{IB_{out}} \cup V'_{PB_{out}})$ is a (variable) function, called the *port-link adjacency function*, that assigns connections to ports where P'_{IGin} , P''_{Icout} , $V'_{PB_{in}}$ and $V'_{PB_{out}}$ are disjunctive copies of P'_{IGin} , P''_{Icout} , $V'_{PB_{in}}$ and $V'_{PB_{out}}$, correspondingly; and $p_{EB}: P_{EB} \cup V_{PB} \rightarrow A_B \cup P_{IB} \cup C_B \cup V_{NB} \cup V_{PB} \cup V_{CB}$ is a (variable) function, called the *external port assignment function*, that assigns ports to different elements from the schema B.

Let us consider some examples.

Example 2.1. A schema of transducer (information processing device) hardware from [28] describes an arbitrary transducer.

In a general case, the information processing device hardware consists of three main components: an input device, information processor, and output device. This is described by the following schema;

$$Tr = (V_{NTr}, P_{Tr}, V_{PTr}, C_{Tr}, V_{CTr}, p_{ITr}, c_{Tr}, p_{ETr})$$

$V_{NTr} = \{ID, IP, OD\}$ where ID is a variable that takes input devices as values, IP is a variable that takes information processors as values, and OD is a variable that takes output devices as values.

P_{Tr} consists of ports from the three device variables, each of which has one input port and one output port.

V_{PTr} consists of port variables attached to the three device variables.

C_B is the set of all connections/links between ID, IP, and OD.

V_{CTr} is the set of all connection/link variables, which connect ID, IP, and OD.

Informal visual representation of this schema Tr is given in Figure 2.1.

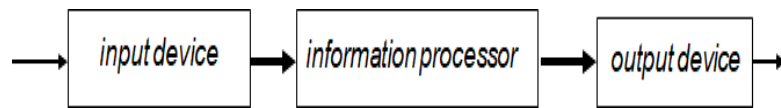


Figure 2.1. A schema of transducer hardware

Example 2.2. A schema of parallel information processing device hardware describes two independent information processing devices, which can work in the parallel mode.

In a general case, parallel information processing device hardware consists of the following main components: two or more input devices, two or more information processors, and two or more output device. The simplest, with two of each device is described by the following schema;

$$PTr = (V_{NPTr}, P_{PTr}, V_{PTr}, C_{PTr}, V_{CPTr}, p_{IPTr}, c_{PTr}, p_{EPTr})$$

$V_{NPTr} = \{ID1, IP1, OD1, ID2, IP2, OD2\}$ where ID1 and ID2 are variables that take input devices as values, IP1 and IP2 are variable2 that take information processors as values, and OD1 and OD2 are variables that takes output devices as values.

P_{PTr} consists of ports from the device variables, each of which has one input port and one output port.

V_{PTr} consists of port variables attached to the three device variables.

C_{PTr} is the set of all connections/links between ID1, IP1, OD1, ID2, IP2, and OD2.

V_{CPTr} is the set of all connection/link variables, which connect ID1, IP1, OD1, ID2, IP2, and OD2.

Informal visual representation of this schema PTr is given in Figure 2.2.

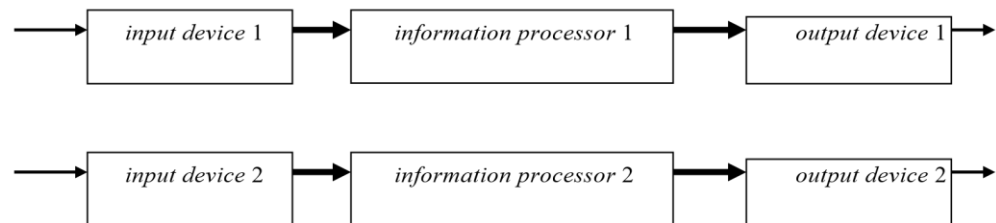


Figure 2.2. A schema of parallel information processing device hardware.

Definition 2.2. A basic schema R (also called a *schema without ports*) has the same organization as the port schema, only without ports. Thus, it consists of two sets, two multisets, and one mapping, i.e., $R = (A_R, V_{NR}, C_R, V_{CR}, c_R)$.

There is a natural correspondence between basic schemas and port schemas. On the one hand, taking a port schema R , it is possible to delete all ports and to change all links between ports by the links between the elements of the schema R , to which these ports belong. On the other hand, taking a basic schema Q , it is possible to attach ports to the elements of the schema Q , to which links are attached in Q .

Example 2.3. A schema of a Turing machine describes the hardware of an arbitrary Turing machine.

A conventional Turing machine consists of three main components: a *control device*, *information processor*, and *memory (tape)*. This is described by the following schema;

$$Tm = (V_{NTm}, C_{Tm}, c_{Tr})$$

$V_{NTm} = \{cd, h, m\}$ where cd is a variable that takes values in accepting finite automata, h is a variable that takes computing finite automata as values, and m is a variable that takes different types of tapes, e.g., one-dimensional, two-dimensional or n -dimensional tapes, as values.

C_{Tm} is the set of all connections/links between cd , h , and m . Namely, cd is connected to h while h is connected to one cell in t .

Informal visual representation of this schema Tr is given in Figure 2.3.

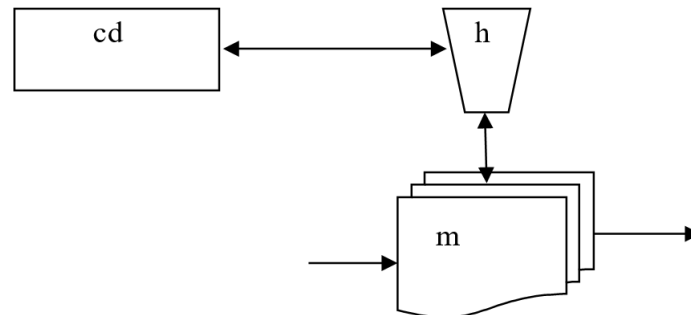


Figure 2.3. A schema of a Turing machine

Example 2.4. A schema of an inductive Turing machine the hardware of an arbitrary inductive Turing machine [28].

A simple inductive Turing machine consists of five main components: a *control device*, *information processor*, *input register*, *output register*, and *working memory*. This is described by the following schema;

$$ITm = (V_{NITm}, C_{ITm}, C_{PTm})$$

$V_{NTr} = \{ir, or, cd, h, m\}$ where cd is a variable that takes values in accepting finite automata, h is a variable that takes computing finite automata as values, and m is a variable that takes different types of tapes, e.g., one-dimensional, two-dimensional or n -dimensional tapes, as values.

C_B is the set of all connections/links between cd , h , and t . Namely, the element cd is connected to the element h while h is connected to one cell in m .

Note that in the Turing machine schema and the simple Turing machine schema, the memory is not changing in the process of computation. However, in the higher order Turing machine schema, the memory can be transformed in the process of computation [28]. This difference is not displayed in the considered here schema but can be exhibited in a more detailed schema.

Informal visual representation of this schema Tr is given in Figure 2.4.

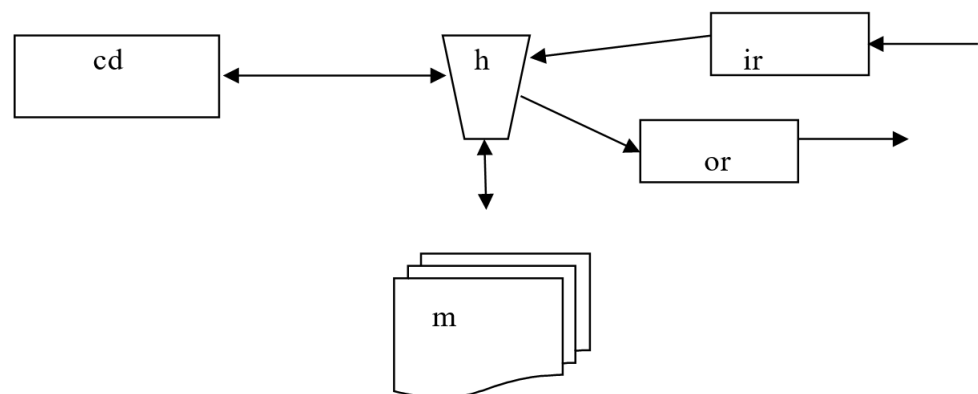
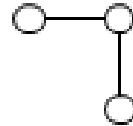


Figure 2.4. A schema of an inductive Turing machine

Definition 2.3. The *grid* $G(P)$ of a (basic or port) schema P is the generalized oriented multigraph that has exactly the same vertices and edges as P with the adjacency function $c_{G(B)}$ equal to c_B .

Example 2.5. The grid of the schema Tm of a Turing machine.



Example 2.6. The grid of the schema ITm of an inductive Turing machine.



It is possible to read more about different types of schemas, their properties and mathematical models in [23, 24, 25] and other publications on the mathematical theory of schemas.

3. Operations with schemas

We discern three types of operations with schemas – large-scale, middle-scale and local operations.

Types of large-scale operations with schemas:

1. Schema processing
2. Schema utilization
3. Schema transmission

Large-scale operations are formed from middle-scale operations. For schema processing, there are the following types of middle-scale operations with schemas:

1. Creation/elaboration of schemas
2. Transformation of schemas
3. Decomposition/termination of schemas

Utilization of schemas includes the following middle-scale operations (stages):

1. Creation of a schema from the existing material
2. Formation of a schema instance (instantiation)
3. Application of the schema instance

Middle-scale operations are formed from local operations. For schema transformation, there are the following types of local operations with schemas:

1. *Compositon/aggregation* of several schemas
2. *Monotransformation* when one schema is changed
3. Coordinated transformation of several schemas – *polytransformation*

Let us consider some of them:

1. *Outside clutching* (also called external composition) $\text{con}(A, B)$ of schemas A and B is composed by correct attaching some external ports of the schemas A and B to one another.

An example of outside clutching is sequential composition, which is the most popular operation in computing. In it, the output port of one computing system is connected to the input port of another computing system. As a result, the output of the first computing system is used as the input of the second computing system.

Example 3.1. Outside clutching (external composition) $\text{con}(Tr1, Tr2)$ of the schemas $Tr1$ and $Tr2$, each of which is isomorphic to the schema Tr (cf. Example 2.1)




Figure 3.1. Outside clatching

Theorem 1. If the connection of the external ports remains the same, then external composition of schemas is a commutative operation, i.e., $\text{con}(A, B) = \text{con}(B, A)$ for any schemas A and B

2. *Mixed clatching* (also called incorporation) $\text{inc}(A, B)$ of schemas A and B is composed by correct attaching the external ports of the schema B to the internal ports of the schema A .

An example of mixed clatching is adding an additional chip to a computer or embedded device.

3. *Inside clatching* $\text{icl}(A, B)$ of schemas A and B is composed by correct attaching the internal ports of schemas A and B .

4. *Substitution:*

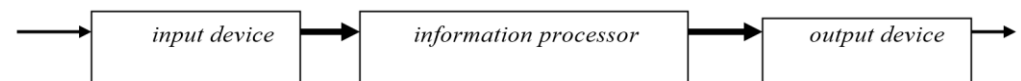
4a. *Node substitution* $\text{sub}(A, a; B)$ of a node a in the schema A by the schema B is constructed by eliminating a from the schema A and connecting the external links of the node a to the appropriate external ports of the schema B .

4b. *Link substitution* $\text{sub}(A, l; B)$ of a link l in the schema A by the schema B is constructed by eliminating l from the schema A and connecting the input ports of the schema B to the source of l and the output ports of B to the target of l .

4c. *Component substitution* $\text{sub}(A, C; B)$ of a component C in the schema A by the schema B is constructed by connecting external links of the component C to appropriate external ports of the schema B .

Example 3.2. The node substitution $\text{sub}(\text{Tr}, \text{IP}; \text{Tm})$ of the variable IP in the schema Tr of a transducer by the schema Tm of a Turing machine (cf. Example 2.3).

The schema Tr



The result of the substitution $\text{sub}(\text{Tr}, \text{IP}; \text{Tm})$

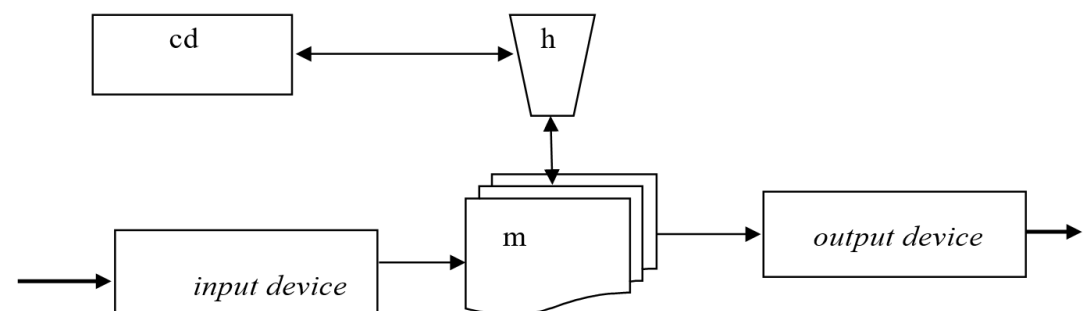


Figure 3.2. A schema of transducer hardware

Let us consider two schemas A and B .

Lemma 1. All elements in the schemas A and B but the element a are not changing in the substitution $\text{sub}(A, a, B)$.

In contrast to clutching, substitution is not commutative. At the same time, under definite conditions, substitution is associative.

Theorem 2. Substitution of different elements in a schema is an associative operation, i.e., if a and b are different elements of a schema A , then $\text{sub}(\text{sub}(A, a, B), b, C) = \text{sub}(\text{sub}(A, b, C), a, B)$ for any schemas C and B .

5. *Free composition* $A * B$ of schemas A and B is constructed by taking unions of their elements, i.e., $A_{A*B} = A_A \cup A_B$, $V_{N(A*B)} = V_{N_A} \cup V_{N_B}$, $P_{A*B} = P_A \cup P_B$, $V_{P(A*B)} = V_{P_A} \cup V_{P_B}$, $C_{A*B} = C_A \cup C_B$, and $V_{C(A*B)} = V_{C_A} \cup V_{C_B}$.

Example 3.3. The schema PTr (cf. Example 2.2) is a free composition of the schemas $Tr1$ and $Tr2$, each of which is isomorphic to the schema Tr (cf. Example 2.1).

Theorem 3. Free composition of schemas is a commutative and associative operation.

4. Structural machines as schema processors

To be able to efficiently process knowledge a computer or network system must have knowledge oriented architecture and assembly of operations. The most powerful and at the same time, flexible model of computing automata is a structural machine [27]. It provides architectural and operational means for operation with schemas.

For simplicity, we consider structural machines of the first order, which work with first-order structures.

Definition 4.1. A *first-order structure* is a triad of the form

$$A = (A, r, \mathbf{R})$$

In this expression, we have:

the set A , which is called the *substance* of the structure A and consists of elements of the structure A , which are called *structure elements* of the structure A

the set \mathbf{R} , which is called the *arrangement* of the structure A and consists of relations between elements from A in the structure A , which have the first order and are called *structure relations* of the structure A

the *incidence relation* r , which connects groups of elements from A with the names of relations from \mathbf{R}

Lists, queues, words, texts, graphs, directed graphs, mathematical and chemical formulas, tapes of Turing machines and Kolmogorov complexes are particular cases of structures of the first order that have only unary and binary relations. Note that labels, names, types and properties are unary relations.

Definition 4.2. A *structural machine* M is an abstract automaton that works with structures of a given type and has three components:

- The *unified control device* C_M regulates the state of the machine M
- The *unified processor* P_M performs transformation of the processed structures and its actions (operations) depend on the state of the machine M and the state of the processed structures
- The *functional space* Sp_M , which, in turn, consists of three components:
 - The *input space* In_M , which contains the input structure.
 - The *output space* Out_M , which contains the output structure.
 - The *processing space* PS_M , in which the input structure(s) is transformed into the output structure(s).

We assume that all structures – the input structure, the output structure and the processed structures – have the same type. In particular, the functional, input, output and processing spaces have definite topologies defined by the systems of neighborhoods [26].

Computation of a structural machine M determines the *trajectory of computation*, which is a tree in a general case and a sequence when the computation is deterministic and performed by a single processor unit.

There are two forms functional spaces Sp_M and USp_M :

- Sp_M is the set of all structures that can be processed by the structural machine M and is called a *categorical functional space*
- USp_M is a structure for which all structures that can be processed by the structural machine M are substructures and is called a *universal functional space*

There are three basic types of unified control devices:

- It can be one *central control device*, which controls all processors of the structural machine
- It can consist of *cluster control devices*, each of which controls a cluster of processors in the structural machine
- It can consist of *individual control devices*, each of which controls a single processor in the structural machine

There are three basic types of unified processors:

- A *localized processor* is a single abstract device, which consists of one or several *processor units* or *unit processors* functioning as a unified whole
- A *distributed cluster processor* consists of unit processors (processor units) from a cluster, which performs definite functions in a structural machine
- A *distributed total processor* consists of a system of all unit processors (processor units) from a structural machine

It is possible to treat a localized processor as a singular unit processor although it can be constructed of several processor units, which are moving together processing information. Examples of distributed cluster processors are systems of processors that perform parallel or pipeline transformations of data in the memory.

Structural machines can process information in different modes [29]. This brings us to three kinds of structural machines:

- *Recursive structural machines*, in which all processors work in the recursive mode
- *Inductive structural machines*, in which all processors work in the inductive mode
- *Combined structural machines*, in which some processors work in the recursive mode while other processors work in the inductive mode.

It is proved that for any Turing machine and thus for any recursive algorithm A , there is an inductive Turing machine M that simulates functioning of A [28]. Similar reasoning gives us the following result.

Theorem 4. For any recursive or combined structural machine R , there is an inductive structural machine Q that simulates functioning of R .

Properties of inductive Turing machines [28] imply the following result.

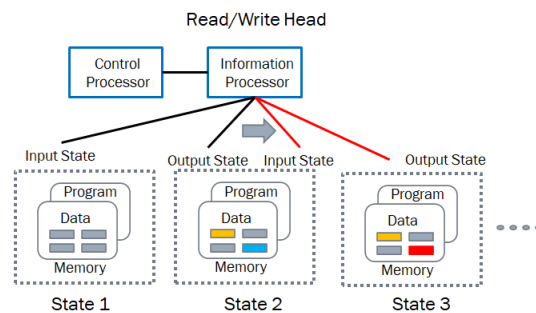
Theorem 5. Inductive and combined structural machines are essentially more powerful than recursive structural machines.

Architectural and functional features of structural machines provide diverse possibilities to perform operations with schemas. For instance, a singular unit processor can move from one location in a schema to another one acting upon the operated schema. Another option is parallel or concurrent operation of several unit processors performing the necessary transformations of the operated schema.

5. Computing structures for operation with schemas

Digital information processing systems of the current generation are composed of computing structures that are stored program implementations of the Turing machines. As mentioned in this paper, they are designed to transform one state of the data structure, which is a representation of the arrangement, relationships, and contents of data, to

another state based on a specified algorithm. The data structure consists of the knowledge about various data elements and the relationships between them. The behaviors of how events alter the data structures are captured in the algorithm (encoded as a program) and are executed to change the state of the knowledge structure using the CPU. Digital computing structures use programming languages which operate on a variety of data structures such as characters, integers, floating-point real number values, enumerated types (i.e., a small set of uniquely-named values), arrays, records (also called tuples or structs), unions, lists, streams, sets, multisets, stacks, queues, double-ended queues, trees, general graphs, etc. In addition, word processors, such as Word or TeX, work with various geometrical shapes, figures and pictures.



State History Containing the Information as the Difference Between the State Vectors

Information is difference between two state vectors

Figure 5.1. Data and the program stored in the computer memory are processed by the CPU in the information processor.

Figure 5.1 shows the schema and the data structure evolution of a Turing machine stored program control implementation. The schema represents the control processor that executes [28, 29, 30] the infware, the information processor which provides the hardware (CPU and Memory) and the software (the algorithms operating on the data structures.) The memory provides both the program and the data for processing.

In essence, information is the change between the data structures from one instant to another and information processing consists of physical structures that execute the behaviors transforming the data structures from one state to another with a Read-Compute-Write cycle of operations. The digital computing structure requires hardware (the processor and memory) and software (which provides the algorithm and the data structure). In addition, we need the knowledge to configure, monitor and operate the digital computing structure to execute the algorithm which is called the infware [28]. Current state of the art requires a third party to execute the infware (an operator or other digital automata that are given this knowledge to configure, monitor and operate both hardware and software. The limitations of this architecture are threefold:

- Reacting to large fluctuations in the demand for resources or the availability of resources in a widely distributed computing structure executing on different provider hardware and software increases complexity and cost of end-to-end operational visibility and control while increasing reaction latency.
- When the distributed components are communicating asynchronously, data consistency, availability and partitioning cause problems for executing non-stop high-reliability applications at scale without service disruption.
- Insufficient scalability, especially, in processing the so-called, big data and the widely distributed nature of the access to both the sources and consumers of data necessitate pushing information processing closer to the edge.

soning about the system's behavior, as well as its modification and optimization. In figure 5.3, the behaviors are executed when an event induces a change. For example, when Attribute 1 in object 1 changes the behavior B1 is executed which in turn may cause other behavior workflow. In this paper we use the knowledge structures to represent the schema that models how both hardware and software are configured, monitored and managed during the evolution of computations executing an information processing structure such as a business application. Figure 5.4 shows the implementation of the autopoietic machine with hardware, software and Infware used to execute a business application.

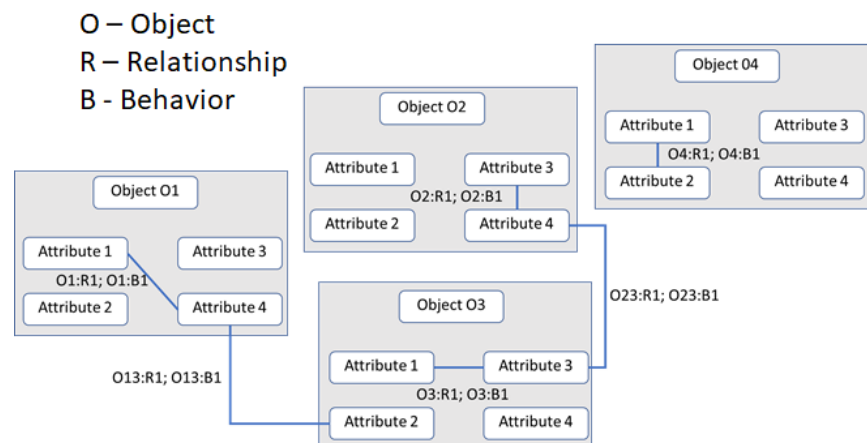


Figure 5.3: A knowledge structure modeling intra-object and inter-object behaviors

The structural machine's control processor operates on the downstream knowledge structures to evolve their states based on the event flow. At the leaf node the conventional Turing automata operate on the data structures to evolve traditional computing processes. The important innovation here is the regulatory overlay to discover/configure, monitor and manage the traditional computing process evolution using the local knowledge of how the local IaaS and PaaS are configured, monitored and managed while coordinating with global knowledge to optimize the end to end system behavior in the face of fluctuations.

The schema in Figure 5.5 describes the hardware components, software components and their management characteristics defined by knowledge structures forming an autopoietic automaton. The knowledge structures represent this schema in the form of a system of named sets containing various data elements, objects or entities that are composed of the data, their inter-object and intra-object relationships and behaviors associated with events that cause changes to the instances as time progresses [27].

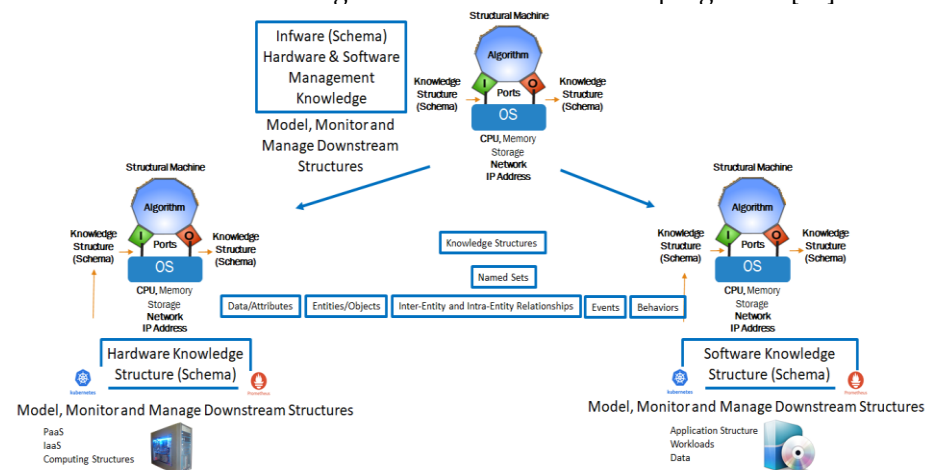


Figure 5.5. Schema managing infware, hardware and software to deploy, configure, monitor and manage distributed application workloads on cloud resources.

6. Conclusion

In this paper, we described theoretical and practical computational tools for working with knowledge structures such as schemas taking into account their inter- and intra-relationships and associated behaviors when events change the state. We use triadic structural machines described in this paper to perform operations with schemas. The result is the design and implementation of autopoietic automata that are capable of regenerating, reproducing and maintaining themselves by production, transformation and destruction of its components and the networks of processes contained in them. Based on autopoietic automata and triadic structural machines working with schemas, we are currently building a system that models, monitors and manages a distributed application deployed over multiple cloud resources to respond to large fluctuations in the demand for or the availability of computing resources in the system without disturbing the end to end transaction being delivered by the computing structure.

It is important to point out the difference between current state of the art based on the classical computer science (constrained by the Church Turing thesis boundaries), which process information in the form of symbol sequences, and the current advancement of the field based on structural machines, which process information in the form of dynamically evolving network of networks represented by various schemas. As a result, we obtain autopoietic machines which are capable of regenerating, reproducing and maintaining themselves. The control processors in an autopoietic machine operate on the downstream graphs where a transaction can span across multiple distributed graphs, reconfiguring their nodes, links and topologies based on well-defined pre-condition and post-condition transaction rules to address fluctuations for example in resource availability or demand. The information processor of the machine, on the other hand, evolves the application workloads using the algorithms specified as programs operating on symbolic data structures.

Triadic structural machines, provide the theoretical means for the design of autopoietic automata whereas Turing machines cannot do this. The hierarchical control process overlay allows implementing 4E (embedded, embodied, enactive and extended) cognitive processes with downstream autonomous components interacting with each other and with their environment using system-wide knowledge-sharing which allows global regulation to optimize the stability of the system as a whole based on memory and historical experience-based reasoning. This observation points out a major breakthrough in the way we design future information processing systems with hierarchical intelligence and resilience at scale. We conclude this paper with the following observation from Leonardo da Vinci. "He who loves practice without theory is like the sailor who boards ship without a rudder and compass and never knows where he may cast."

Conflicts of Interest: The authors declare no conflict of interest.

References

- [1] Burgin, M. *Theory of Information: Fundamentality, Diversity and Unification*, World Scientific, New York/London/Singapore, 2010.
- [2] Minsky, M. *The Society of Mind*, Simon and Schuster, New York, 1986.
- [3] Burgin, M. *Theory of Knowledge: Structures and Processes*, World Scientific, New York/London/Singapore, 2016.
- [4] Arbib M.A. (2005) Modules, Brains and Schemas. In: *Formal Methods in Software and Systems Modeling. Lecture Notes in Computer Science*. Kreowski HJ., Montanari U., Orejas F., Rozenberg G., Taentzer G. (eds), Volume 3393. Springer, Berlin, Heidelberg. https://doi.org/10.1007/978-3-540-31847-7_9
- [5] Kant, I. 1781. *Critique of Pure Reason*, (trans. N.K. Smith) London, Macmillan, 1929.
- [6] Head, H. and Holmes, G. Sensory Disturbances from Cerebral Lesions, *Brain*, **1911** v. 34, pp. 102-254.
- [7] Bartlett, F.C. *Remembering*, Cambridge University Press, 1932
- [8] Piaget, J. *The language and thought of the child*, Kegan Paul, Trench & Trubner, London, 1926.
- [9] Elmasri, R. and Navathne, S.B. *Fundamentals of Database Systems*, Addison-Wesley, Reading/Menlo Park/New York. 2000.
- [10] Daum, B. *Modeling Business Objects with XML Schema*, Morgan Kaufman, 2003.

- [11] Duckett, J., Ozu, N., Williams, K., Mohr, S., Cagle, K., Griffin, O., Francis Norton, F., Stokes-Rees, I., and Tennison, J. *Professional XML Schemas*, Wrox Press Ltd., 2001.
- [12] Gowri, K. EnrXML – A Schema for Representing Energy Simulation Data, 7th Int. IBPSA Conference, Rio de Janeiro, Brazil, pp. 257-261, 2001.
- [13] Ershov, A.P. Mixed computation in the class of recursive program schemata, *Acta Cybern.*, v. 4, 1980, pp. 19-23.
- [14] Ianov, Y.I. On the equivalence and transformation of program schemes, *Communications of the ACM*, v.1 no.10, 1958 pp. 8-12
- [15] Karp, R.M, and Miller, R. E., Parallel program schemata, *J. Computer and System Science*, 3, 1969 pp. 147- 195
- [16] R. M. Keller, "Parallel Program Schemata and Maximal Parallelism," *JACM* 20, 3 (July, 1973) 514-537 and *JACM* 20,4 (October, 1973) 696-710.
- [17] Dennis, J.B., Fossen, J.B., and Linderman, J.P. *Data Flow Schemes*, LNCS, 19, Springer, Berlin, 1974.
- [18] Arbib, M.A., *Modules, Brains and Schemas, Formal Methods*, LNCS 3393, pp. 153-166, 2005.
- [19] Price, E. and Driscoll, M. An Inquiry into the Spontaneous Transfer of Problem-Solving Skill, *Contemporary Educational Psychology* 22, 1997 472–494
- [20] Solso, R. L. *Cognitive psychology*, Allyn and Bacon, Boston, 1995
- [21] Cole, M.I. *Algorithmic Skeletons*, Pitman/MIT Press, 1988.
- [22] Schank, R. C. and Abelson, R. P. *Scripts, Plans, Goals and Understanding*, Lawrence Erlbaum Associates, Hillsdale, NJ, 1977.
- [23] Burgin, M. Mathematical Models in Schema Theory, *Preprint in Computer Science*, cs.AI/0512099, 2005a, 57 p. (electronic edition: <http://arXiv.org>)
- [24] Burgin, M. From Craft to Engineering: Software Development and Schema Theory, in Proceedings of the 2009 WRI World Congress on Computer Science and Information Engineering (CSIE 2009), WRI, Los Angeles, California, v. 7, 2009, pp. 787 – 791.
- [25] Burgin, M. Mathematical Schema Theory for Network Design, in Proceedings of the ISCA 25th International Conference on Computers and their Applications (CATA-2010), ISCA, Honolulu, Hawaii, 2010, pp. 157-162.
- [26] Burgin, M. *Information Processing by Structural Machines*, in *Theoretical Information Studies: Information in the World*, World Scientific, New York/London/Singapore, 2020, pp. 323–371.
- [27] Mikkilineni, R. and Burgin, M. Structural Machines as Unconventional Knowledge Processors, Proceedings, 2020, v. 47, No.1, 26; doi:10.3390/proceedings47010026
- [28] Burgin, M. *Superrecursive Algorithms*, Springer-Verlag, New York, 2005.
- [29] Burgin, M. Super-recursive Algorithms and Modes of Computation, in Proceedings of the 2015 European Conference on Software Architecture Workshops, Dubrovnik/Cavtat, Croatia, September 7-11, 2015, ACM, 2015, pp. 10:1-10:5
- [30] Mark Burgin, Rao Mikkilineni, Vidya Phalke. (2020) Autopoietic Computing Systems and Triadic Automata: The Theory and Practice. *Advances in Computer and Communication*, 1(1), 16-35.DOI: 10.26855/acc.2020.12.003
- [31] Maturana, Humberto R. & Varela, Francisco J. (1980). *Autopoiesis and Cognition. The Realization of the Living*, Dordrecht: Reidel.